



BMCRC-MRO CHAMPIONSHIPS

2024

Round 6
Snetterton 300
31st August / 1st September 2024



Timing & Results Provided by Timing Solutions Ltd

www.tsl-timing.com



ACU KAWASAKI TEAM GREEN JUNIOR CUP / KAWASAKI SENIOR NINJA SERIES / KAWASAKI JUNIOR SUPERSPORT / MODALITY BMZRC 250 MZs



BMCRC-MRO Championships - Round 6
Snetterton 300
31st / 1st September 2024



Timing & Results Provided by Timing Solutions Ltd

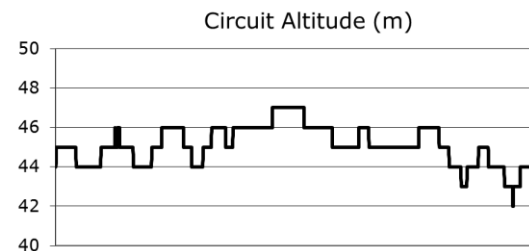
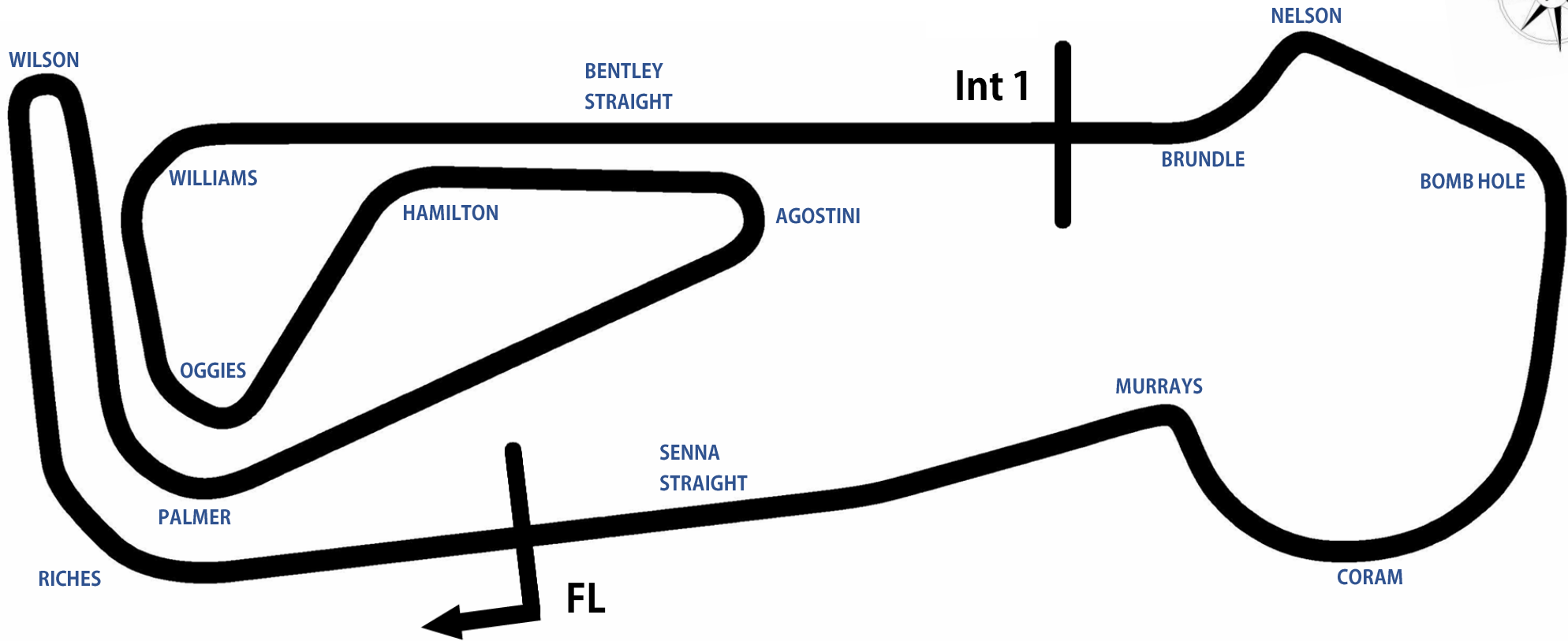
www.tsl-timing.com



Snetterton

Snetterton 300 Circuit

Norwich, Norfolk, UK



	Length	2.9689 miles 4.778 km 4778.0 m	
FL		52.46340 N	0.94476 E
Int 1	3198m	52.46617 N	0.94964 E
Pit Entry	4572m	52.46364 N	0.94774 E
Pit Exit	40m after FL	52.46338 N	0.94420 E
Pit Entry - Pit Exit	246m, 17.7S @ 50kph, 14.7s @ 60kph		



BMCRC - MRO Championships 2024 - Rnd 6 @ Snetterton 300

DART MRO 600 inc Clubman 600 & GP2/EVO & Rookie 600

QUALIFYING - CLASSIFICATION

POS	NO	CL	PIC	NAME	ENTRY	TIME	ON	LAPS	GAP	DIFF	MPH
1	3		1	Joey LAMBDEN	Kawasaki 636 -	1:57.673	3	5			90.82
2	76		2	Anthony JOHNSON	Yamaha R6 - INTA MOTORCYCLE SERVICES LTD	1:58.712	4	4	1.039	1.039	90.03
3	91		3	Sam HIRST	Kawasaki ZX-636 - Team Valley Racing	1:58.794	5	5	1.121	0.082	89.97
4	33	C	1	David LINDEMANN	Suzuki SV650 - Giraffe Decorators	1:58.873	4	5	1.200	0.079	89.91
5	818		4	Alex BARKER	Yamaha R6 - Barker Woodrow LTD & SS5 Constructor	1:59.329	4	4	1.656	0.456	89.56
6	5		5	Luke MACRAE	Triumph 765 - Bournephoto.co.uk	2:00.092	4	5	2.419	0.763	88.99
7	116	C	2	Mark TURNER	Yamaha R6 -	2:00.545	4	5	2.872	0.453	88.66
8	169		6	Gareth CUNNINGHAM	Yamaha R6 - Burnham cars ltd	2:00.674	5	5	3.001	0.129	88.56
9	35		7	Kai DICKINSON	Yamaha R6 - Dad	2:00.736	5	5	3.063	0.062	88.52
10	531	C	3	Jake KOURTI	Yamaha R6 - Red Mist Ltd/ GK Tree Surgeons Ltd/JW/	2:01.138	5	5	3.465	0.402	88.23
11	44		8	James DUTTON	Yamaha R6 - AMR Motorcycles	2:01.262	4	5	3.589	0.124	88.14
12	48	C	4	Rhys FORREST	Kawasaki 600 -	2:02.156	5	5	4.483	0.894	87.49
13	178	R600	1	Paul BLOOMFIELD	Yamaha R6 -	2:02.173	5	5	4.500	0.017	87.48
14	39	C	5	Aaron MONK	Kawasaki NINJA 636 - flyaspitfire.co.uk	2:02.297	4	5	4.624	0.124	87.39
15	81		9	Fred MCMULLAN	Kawasaki ZX636 - Orwell Motorcycles ipswich	2:02.329	4	5	4.656	0.032	87.37
16	40	R600	2	James LORD	Triumph STREET TRIPPLE -	2:03.089	2	2	5.416	0.760	86.83
17	72	C	6	Ben DOOLAN	Yamaha R6 - my wallet	2:03.103	4	4	5.430	0.014	86.82
18	115	C	7	Brian MAHER	Yamaha R6 - Spraytech /Espresso Solutions	2:03.844	4	4	6.171	0.741	86.30
19	153	R600	3	Aaron HICKMOTT	Kawasaki ZX6R - Me, Myself & I	2:04.335	5	5	6.662	0.491	85.96
20	94	R600	4	Peter CANNONS	Kawazaki ZX6R -	2:05.299	5	5	7.626	0.964	85.30
21	54	C	8	Jake ANDERTON	Yamaha R6 - Hunter Racing	2:05.366	4	5	7.693	0.067	85.25
22	74	C	9	Tom VAUGHAN	Yamaha R6 - Lamonde Automation Ltd, Smiths Mechar	2:05.573	5	5	7.900	0.207	85.11
23	28	C	10	Tom WALKER	Yamaha R6 - TRW Racing	2:05.711	2	3	8.038	0.138	85.02
24	26	R600	5	Daniel PRESTON	Triumph 675R -	2:06.857	5	5	9.184	1.146	84.25
25	84	C	11	George HIGGINS	Yamaha R6 - Aztec Racing	2:06.920	4	5	9.247	0.063	84.21
26	67	C	12	Edward ANSELL	Triumph 675 - E a Ansell contractors	2:07.438	5	5	9.765	0.518	83.86
27	888	R600	6	Kirt ELLIOTT	Yamaha R6 -	2:07.980	5	5	10.307	0.542	83.51
28	129	C	13	Adrian FALINSKI	Kawasaki ZX6R - ABLE Assist	2:07.987	5	5	10.314	0.007	83.50
29	2		10	Paul HOWDLE	Yamaha R6 -	2:09.353	4	5	11.680	1.366	82.62
30	138	R600	7	Paul COOMBS	Triumph 675R DAYTONA -	2:10.066	5	5	12.393	0.713	82.17
31	165	C	14	Frank MONTINI	-	2:10.136	2	5	12.463	0.070	82.13
32	122	R600	8	James EGGINTON	Kawasaki ZX6R - Advance Computer Services - www.A	2:10.136	4	5	12.463	0.000	82.13
33	101		11	Nick GUTHRIE	Honda CBR600 - Supreme installations	2:11.141	4	5	13.468	1.005	81.50
34	180	R600	9	Oliver BROWN	Yamaha R6 -	2:11.562	5	5	13.889	0.421	81.23
35	998	R600	10	Ben RYBICKI	Yamaha R6 - Car events diamondbrite	2:12.543	5	5	14.870	0.981	80.63
36	75*	R600	11	Alex TUFNALL	Kawasaki 636 -	2:13.784	5	5	16.111	1.241	79.89
37	41	C	15	Tony PEACE	Yamaha R6 - Green Boilers and Heating	2:14.292	5	5	16.619	0.508	79.58
38	85		12	Jack WOLFF	Kawasaki ZX636 -	2:14.484	4	5	16.811	0.192	79.47
39	181	R600	12	Gary CROFT	Yamaha R6 - Jelly Creative & NR Racing	2:16.850	5	5	19.177	2.366	78.10
40	13	R600	13	Matthew BENTON	Honda CBR600RR -	2:17.160	4	5	19.487	0.310	77.92
41	89	R600	14	Bert ELLISON	Triumph DAYTONA 675R - Ma n pa prentice	2:21.262	4	4	23.589	4.102	75.66
42	379	R600	15	Jack Crowley MASON	Triumph DAYTONA 675 R -	2:23.645	5	5	25.972	2.383	74.40
43	66		13	Mitch DUCRAN	Yamaha R6 13S - JP Haulage			0			

Comments:

* No. 75 - Please fit a working transponder

Weather / Track : Cloudy / Dry

Date: 31/08/2024 Start: 10:41 Finish: 10:51

These results are provisional until the conclusion of any judicial and technical matters.

Snetterton 300: 2.9689 miles

Clerk Of Course:	Stewards:	Timekeeper:	
		<i>Craig Smith</i>	

Results can be found at www.tsl-timing.com

Printed - 10:56 Saturday, 31 August 2024



BMCRC - MRO Championships 2024 - Rnd 6 @ Snetterton 300

DART MRO 600 inc Clubman 600 & GP2/EVO & Rookie 600

QUALIFYING - SECTOR ANALYSIS



SECTOR 1 = FL to I1, SECTOR 2 = I1 to FL, DIFF = Difference To Personal Best Lap, P = Crossed Finish Line in Pit Lane, D = Time Disallowed

P1		3		Joey LAMB DEN		Kawasaki 636 -	
IDEAL LAP TIME : 1:57.673		BEST LAP TIME : 1:57.673		DIFFERENCE : 0.000			
LAP	SECTOR 1	SECTOR 2	LAP TIME	MPH	DIFF	TIME OF DAY	
1 -	1:24.221	40.594	2:04.815	85.63	7.142	10:44:11.424	
2 -	1:20.282	39.425	1:59.707 (3)	89.28	2.034	10:46:11.131	
3 -	1:18.764	38.909	1:57.673 (1)	90.82		10:48:08.804	
4 -	1:18.983	39.139	1:58.122 (2)	90.48	0.449	10:50:06.926	
5 -	1:21.932	41.765	2:03.697	86.40	6.024	10:52:10.623	

P2		76		Anthony JOHNSON		Yamaha R6 - INTA MOTORCYCLE SERVICES LTD	
IDEAL LAP TIME : 1:58.548		BEST LAP TIME : 1:58.712		DIFFERENCE : 0.164			
LAP	SECTOR 1	SECTOR 2	LAP TIME	MPH	DIFF	TIME OF DAY	
1 -	1:23.394	40.659	2:04.053	86.15	5.341	10:44:11.328	
2 -	1:22.948	39.788	2:02.736 (3)	87.08	4.024	10:46:14.064	
3 -	1:19.386	39.479	1:58.865 (2)	89.91	0.153	10:48:12.929	
4 -	1:19.156	39.556	1:58.712 (1)	90.03		10:50:11.641	

P3		91		Sam HIRST		Kawasaki ZX-636 - Team Valley Racing	
IDEAL LAP TIME : 1:58.662		BEST LAP TIME : 1:58.794		DIFFERENCE : 0.132			
LAP	SECTOR 1	SECTOR 2	LAP TIME	MPH	DIFF	TIME OF DAY	
1 -	1:27.341	40.285	2:07.626	83.74	8.832	10:44:13.802	
2 -	1:22.054	39.751	2:01.805	87.74	3.011	10:46:15.607	
3 -	1:19.802	39.519	1:59.321 (2)	89.57	0.527	10:48:14.928	
4 -	1:20.091	39.278	1:59.369 (3)	89.53	0.575	10:50:14.297	
5 -	1:19.384	39.410	1:58.794 (1)	89.97		10:52:13.091	

P4		33 C		David LINDEMANN		Suzuki SV650 - Giraffe Decorators	
IDEAL LAP TIME : 1:58.782		BEST LAP TIME : 1:58.873		DIFFERENCE : 0.091			
LAP	SECTOR 1	SECTOR 2	LAP TIME	MPH	DIFF	TIME OF DAY	
1 -	1:30.323	41.479	2:11.802	81.09	12.929	10:44:23.550	
2 -	1:21.085	41.508	2:02.593 (3)	87.18	3.720	10:46:26.143	
3 -	1:21.905	40.846	2:02.751	87.07	3.878	10:48:28.894	
4 -	1:19.425	39.448	1:58.873 (1)	89.91		10:50:27.767	
5 -	1:19.334	39.928	1:59.262 (2)	89.61	0.389	10:52:27.029	

P5		818		Alex BARKER		Yamaha R6 - Barker Woodrow LTD & SS5 Construction LTD	
IDEAL LAP TIME : 1:59.127		BEST LAP TIME : 1:59.329		DIFFERENCE : 0.202			
LAP	SECTOR 1	SECTOR 2	LAP TIME	MPH	DIFF	TIME OF DAY	
1 -	1:26.316	42.205	2:08.521	83.16	9.192	10:44:18.452	
2 -	1:22.041	41.155	2:03.196 (3)	86.75	3.867	10:46:21.648	
3 -	1:21.712	39.675	2:01.387 (2)	88.04	2.058	10:48:23.035	
4 -	1:19.452	39.877	1:59.329 (1)	89.56		10:50:22.364	

P6		5		Luke MACRAE		Triumph 765 - Bournphoto.co.uk	
IDEAL LAP TIME : 2:00.092		BEST LAP TIME : 2:00.092		DIFFERENCE : 0.000			
LAP	SECTOR 1	SECTOR 2	LAP TIME	MPH	DIFF	TIME OF DAY	
1 -	1:24.312	41.063	2:05.375	85.24	5.283	10:44:11.107	
2 -	1:25.075	1:02.039	2:27.114	72.65	27.022	10:46:38.221	
3 -	1:22.736	40.176	2:02.912 (3)	86.95	2.820	10:48:41.133	
4 -	1:20.247	39.845	2:00.092 (1)	88.99		10:50:41.225	
5 -	1:20.476	40.883	2:01.359 (2)	88.06	1.267	10:52:42.584	

BMCRC - MRO Championships 2024 - Rnd 6 @ Snetterton 300

DART MRO 600 inc Clubman 600 & GP2/EVO & Rookie 600

QUALIFYING - SECTOR ANALYSIS



SECTOR 1 = FL to I1, SECTOR 2 = I1 to FL, DIFF = Difference To Personal Best Lap, P = Crossed Finish Line in Pit Lane, D = Time Disallowed

P7 116 C		Mark TURNER		Yamaha R6 -			
IDEAL LAP TIME : 2:00.545		BEST LAP TIME : 2:00.545		DIFFERENCE : 0.000			
LAP	SECTOR 1	SECTOR 2	LAP TIME	MPH	DIFF	TIME OF DAY	
1 -	1:30.794	41.614	2:12.408	80.72	11.863	10:44:23.884	
2 -	1:22.056	41.134	2:03.190 (3)	86.76	2.645	10:46:27.074	
3 -	1:22.671	41.490	2:04.161	86.08	3.616	10:48:31.235	
4 -	1:20.264	40.281	2:00.545 (1)	88.66		10:50:31.780	
5 -	1:21.238	40.929	2:02.167 (2)	87.48	1.622	10:52:33.947	

P8 169		Gareth CUNNINGHAM		Yamaha R6 - Burnham cars ltd			
IDEAL LAP TIME : 2:00.494		BEST LAP TIME : 2:00.674		DIFFERENCE : 0.180			
LAP	SECTOR 1	SECTOR 2	LAP TIME	MPH	DIFF	TIME OF DAY	
1 -	1:27.520	42.638	2:10.158	82.11	9.484	10:44:19.189	
2 -	1:23.225	42.140	2:05.365	85.25	4.691	10:46:24.554	
3 -	1:24.546	40.793	2:05.339 (3)	85.27	4.665	10:48:29.893	
4 -	1:20.218	40.488	2:00.706 (2)	88.54	0.032	10:50:30.599	
5 -	1:20.398	40.276	2:00.674 (1)	88.56		10:52:31.273	

P9 35		Kai DICKINSON		Yamaha R6 - Dad			
IDEAL LAP TIME : 2:00.736		BEST LAP TIME : 2:00.736		DIFFERENCE : 0.000			
LAP	SECTOR 1	SECTOR 2	LAP TIME	MPH	DIFF	TIME OF DAY	
1 -	1:27.435	41.994	2:09.429	82.57	8.693	10:44:19.927	
2 -	1:24.830	45.708	2:10.538	81.87	9.802	10:46:30.465	
3 -	1:21.700	41.010	2:02.710 (3)	87.10	1.974	10:48:33.175	
4 -	1:21.515	40.340	2:01.855 (2)	87.71	1.119	10:50:35.030	
5 -	1:20.591	40.145	2:00.736 (1)	88.52		10:52:35.766	

P10 531 C		Jake KOURTI		Yamaha R6 - Red Mist Ltd/ GK Tree Surgeons Ltd/JWG Motorc			
IDEAL LAP TIME : 2:01.138		BEST LAP TIME : 2:01.138		DIFFERENCE : 0.000			
LAP	SECTOR 1	SECTOR 2	LAP TIME	MPH	DIFF	TIME OF DAY	
1 -	1:27.044	42.242	2:09.286	82.67	8.148	10:44:16.732	
2 -	1:23.284	40.910	2:04.194	86.05	3.056	10:46:20.926	
3 -	1:22.691	40.670	2:03.361 (3)	86.64	2.223	10:48:24.287	
4 -	1:21.555	40.917	2:02.472 (2)	87.26	1.334	10:50:26.759	
5 -	1:20.817	40.321	2:01.138 (1)	88.23		10:52:27.897	

P11 44		James DUTTON		Yamaha R6 - AMR Motorcycles			
IDEAL LAP TIME : 2:01.039		BEST LAP TIME : 2:01.262		DIFFERENCE : 0.223			
LAP	SECTOR 1	SECTOR 2	LAP TIME	MPH	DIFF	TIME OF DAY	
1 -	1:27.739	42.401	2:10.140	82.12	8.878	10:44:17.436	
2 -	1:23.081	40.846	2:03.927 (3)	86.24	2.665	10:46:21.363	
3 -	1:22.555	41.910	2:04.465	85.87	3.203	10:48:25.828	
4 -	1:20.746	40.516	2:01.262 (1)	88.14		10:50:27.090	
5 -	1:21.052	40.293	2:01.345 (2)	88.08	0.083	10:52:28.435	

P12 48 C		Rhys FORREST		Kawasaki 600 -			
IDEAL LAP TIME : 2:02.156		BEST LAP TIME : 2:02.156		DIFFERENCE : 0.000			
LAP	SECTOR 1	SECTOR 2	LAP TIME	MPH	DIFF	TIME OF DAY	
1 -	1:32.546	42.649	2:15.195	79.05	13.039	10:44:28.585	
2 -	1:23.899	40.936	2:04.835	85.61	2.679	10:46:33.420	
3 -	1:22.526	40.489	2:03.015 (3)	86.88	0.859	10:48:36.435	
4 -	1:22.206	40.375	2:02.581 (2)	87.19	0.425	10:50:39.016	
5 -	1:21.897	40.259	2:02.156 (1)	87.49		10:52:41.172	

BMCRC - MRO Championships 2024 - Rnd 6 @ Snetterton 300

DART MRO 600 inc Clubman 600 & GP2/EVO & Rookie 600

QUALIFYING - SECTOR ANALYSIS



SECTOR 1 = FL to I1, SECTOR 2 = I1 to FL, DIFF = Difference To Personal Best Lap, P = Crossed Finish Line in Pit Lane, D = Time Disallowed

P13 178 R600 Paul BLOOMFIELD		Yamaha R6 -				
IDEAL LAP TIME : 2:02.173		BEST LAP TIME : 2:02.173		DIFFERENCE : 0.000		
LAP	SECTOR 1	SECTOR 2	LAP TIME	MPH	DIFF	TIME OF DAY
1 -	1:30.325	42.459	2:12.784	80.49	10.611	10:44:21.004
2 -	1:23.520	42.159	2:05.679 (3)	85.04	3.506	10:46:26.683
3 -	1:24.854	42.257	2:07.111	84.08	4.938	10:48:33.794
4 -	1:21.790	41.510	2:03.300 (2)	86.68	1.127	10:50:37.094
5 -	1:21.696	40.477	2:02.173 (1)	87.48		10:52:39.267

P14 39 C Aaron MONK		Kawasaki NINJA 636 - flyaspitfire.co.uk				
IDEAL LAP TIME : 2:01.841		BEST LAP TIME : 2:02.297		DIFFERENCE : 0.456		
LAP	SECTOR 1	SECTOR 2	LAP TIME	MPH	DIFF	TIME OF DAY
1 -	1:27.670	42.447	2:10.117	82.14	7.820	10:44:18.188
2 -	1:23.769	42.696	2:06.465	84.51	4.168	10:46:24.653
3 -	1:22.451	41.703	2:04.154 (3)	86.08	1.857	10:48:28.807
4 -	1:21.695	40.602	2:02.297 (1)	87.39		10:50:31.104
5 -	1:21.239	41.408	2:02.647 (2)	87.14	0.350	10:52:33.751

P15 81 Fred MCMULLAN		Kawasaki ZX636 - Orwell Motorcycles ipswich				
IDEAL LAP TIME : 2:02.329		BEST LAP TIME : 2:02.329		DIFFERENCE : 0.000		
LAP	SECTOR 1	SECTOR 2	LAP TIME	MPH	DIFF	TIME OF DAY
1 -	1:36.862	44.604	2:21.466	75.55	19.137	10:44:33.541
2 -	1:24.792	41.148	2:05.940	84.86	3.611	10:46:39.481
3 -	1:22.397	41.757	2:04.154 (3)	86.08	1.825	10:48:43.635
4 -	1:21.606	40.723	2:02.329 (1)	87.37		10:50:45.964
5 -	1:21.657	40.732	2:02.389 (2)	87.32	0.060	10:52:48.353

P16 40 R600 James LORD		Triumph STREET TRIPPLE -				
IDEAL LAP TIME : 2:03.089		BEST LAP TIME : 2:03.089		DIFFERENCE : 0.000		
LAP	SECTOR 1	SECTOR 2	LAP TIME	MPH	DIFF	TIME OF DAY
1 -	1:27.743	42.404	2:10.147 (2)	82.12	7.058	10:44:17.183
2 -	1:22.403	40.686	2:03.089 (1)	86.83		10:46:20.272

P17 72 C Ben DOOLAN		Yamaha R6 - my wallet				
IDEAL LAP TIME : 2:03.016		BEST LAP TIME : 2:03.103		DIFFERENCE : 0.087		
LAP	SECTOR 1	SECTOR 2	LAP TIME	MPH	DIFF	TIME OF DAY
1 -	1:32.600	42.914	2:15.514	78.87	12.411	10:44:25.426
2 -	1:24.078	41.330	2:05.408 (3)	85.22	2.305	10:46:30.834
3 -	1:23.074	40.741	2:03.815 (2)	86.32	0.712	10:48:34.649
4 -	1:22.275	40.828	2:03.103 (1)	86.82		10:50:37.752

P18 115 C Brian MAHER		Yamaha R6 - Spraytech /Espresso Solutions				
IDEAL LAP TIME : 2:03.844		BEST LAP TIME : 2:03.844		DIFFERENCE : 0.000		
LAP	SECTOR 1	SECTOR 2	LAP TIME	MPH	DIFF	TIME OF DAY
1 -	1:33.870	43.925	2:17.795	77.56	13.951	10:44:29.891
2 -	1:24.777	42.155	2:06.932 (2)	84.20	3.088	10:46:36.823
3 -	1:24.600	42.459	2:07.059 (3)	84.11	3.215	10:48:43.882
4 -	1:22.717	41.127	2:03.844 (1)	86.30		10:50:47.726

P19 153 R600 Aaron HICKMOTT		Kawasaki ZX6R - Me, Myself & I				
IDEAL LAP TIME : 2:04.277		BEST LAP TIME : 2:04.335		DIFFERENCE : 0.058		
LAP	SECTOR 1	SECTOR 2	LAP TIME	MPH	DIFF	TIME OF DAY
1 -	1:37.306	44.431	2:21.737	75.40	17.402	10:44:38.883
2 -	1:24.791	41.765	2:06.556 (3)	84.45	2.221	10:46:45.439
3 -	1:26.057	41.677	2:07.734	83.67	3.399	10:48:53.173
4 -	1:23.268	41.318	2:04.586 (2)	85.78	0.251	10:50:57.759
5 -	1:22.959	41.376	2:04.335 (1)	85.96		10:53:02.094

BMCRC - MRO Championships 2024 - Rnd 6 @ Snetterton 300

DART MRO 600 inc Clubman 600 & GP2/EVO & Rookie 600

QUALIFYING - SECTOR ANALYSIS



SECTOR 1 = FL to I1, SECTOR 2 = I1 to FL, DIFF = Difference To Personal Best Lap, P = Crossed Finish Line in Pit Lane, D = Time Disallowed

P20 94 R600 Peter CANNONS		Kawazaki ZX6R -				
IDEAL LAP TIME : 2:04.758		BEST LAP TIME : 2:05.299		DIFFERENCE : 0.541		
LAP	SECTOR 1	SECTOR 2	LAP TIME	MPH	DIFF	TIME OF DAY
1 -	1:34.578	44.803	2:19.381	76.68	14.082	10:44:39.347
2 -	1:25.177	43.173	2:08.350	83.27	3.051	10:46:47.697
3 -	1:26.008	41.604	2:07.612 (3)	83.75	2.313	10:48:55.309
4 -	1:24.149	42.246	2:06.395 (2)	84.56	1.096	10:51:01.704
5 -	1:23.154	42.145	2:05.299 (1)	85.30		10:53:07.003

P21 54 C Jake ANDERTON		Yamaha R6 - Hunter Racing				
IDEAL LAP TIME : 2:05.168		BEST LAP TIME : 2:05.366		DIFFERENCE : 0.198		
LAP	SECTOR 1	SECTOR 2	LAP TIME	MPH	DIFF	TIME OF DAY
1 -	1:27.513	42.812	2:10.325	82.01	4.959	10:44:18.205
2 -	1:24.200	42.679	2:06.879	84.23	1.513	10:46:25.084
3 -	1:24.024	42.531	2:06.555 (3)	84.45	1.189	10:48:31.639
4 -	1:23.344	42.022	2:05.366 (1)	85.25		10:50:37.005
5 -	1:23.820	41.824	2:05.644 (2)	85.06	0.278	10:52:42.649

P22 74 C Tom VAUGHAN		Yamaha R6 - Lamonde Automation Ltd, Smiths Mechanical Sup				
IDEAL LAP TIME : 2:05.429		BEST LAP TIME : 2:05.573		DIFFERENCE : 0.144		
LAP	SECTOR 1	SECTOR 2	LAP TIME	MPH	DIFF	TIME OF DAY
1 -	1:28.396	42.280	2:10.676	81.79	5.103	10:44:19.805
2 -	1:23.817	41.837	2:05.654 (2)	85.05	0.081	10:46:25.459
3 -	1:24.266	42.067	2:06.333	84.60	0.760	10:48:31.792
4 -	1:23.592	42.066	2:05.658 (3)	85.05	0.085	10:50:37.450
5 -	1:23.661	41.912	2:05.573 (1)	85.11		10:52:43.023

P23 28 C Tom WALKER		Yamaha R6 - TRW Racing				
IDEAL LAP TIME : 2:05.490		BEST LAP TIME : 2:05.711		DIFFERENCE : 0.221		
LAP	SECTOR 1	SECTOR 2	LAP TIME	MPH	DIFF	TIME OF DAY
1 -	1:29.825	42.135	2:11.960 (3)	80.99	6.249	10:44:23.204
2 -	1:23.510	42.201	2:05.711 (1)	85.02		10:46:28.915
3 -	1:23.355	42.797	2:06.152 (2)	84.72	0.441	10:48:35.067

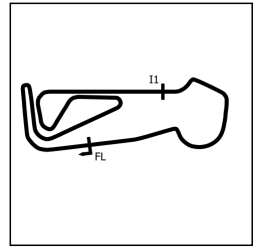
P24 26 R600 Daniel PRESTON		Triumph 675R -				
IDEAL LAP TIME : 2:06.701		BEST LAP TIME : 2:06.857		DIFFERENCE : 0.156		
LAP	SECTOR 1	SECTOR 2	LAP TIME	MPH	DIFF	TIME OF DAY
1 -	1:37.506	46.354	2:23.860	74.29	17.003	10:44:44.834
2 -	1:27.462	42.331	2:09.793 (3)	82.34	2.936	10:46:54.627
3 -	1:25.961	43.809	2:09.770 (2)	82.36	2.913	10:49:04.397
4 -	1:24.686	45.121	2:09.807	82.33	2.950	10:51:14.204
5 -	1:24.370	42.487	2:06.857 (1)	84.25		10:53:21.061

P25 84 C George HIGGINS		Yamaha R6 - Aztec Racing				
IDEAL LAP TIME : 2:06.920		BEST LAP TIME : 2:06.920		DIFFERENCE : 0.000		
LAP	SECTOR 1	SECTOR 2	LAP TIME	MPH	DIFF	TIME OF DAY
1 -	1:31.717	43.891	2:15.608	78.81	8.688	10:44:26.498
2 -	1:26.260	43.275	2:09.535	82.51	2.615	10:46:36.033
3 -	1:25.163	42.413	2:07.576 (3)	83.77	0.656	10:48:43.609
4 -	1:24.567	42.353	2:06.920 (1)	84.21		10:50:50.529
5 -	1:24.714	42.711	2:07.425 (2)	83.87	0.505	10:52:57.954

BMCRC - MRO Championships 2024 - Rnd 6 @ Snetterton 300

DART MRO 600 inc Clubman 600 & GP2/EVO & Rookie 600

QUALIFYING - SECTOR ANALYSIS



SECTOR 1 = FL to I1, SECTOR 2 = I1 to FL, DIFF = Difference To Personal Best Lap, P = Crossed Finish Line in Pit Lane, D = Time Disallowed

P26 67 C		Edward ANSELL		Triumph 675 - E a Ansell contractors		
IDEAL LAP TIME : 2:06.975		BEST LAP TIME : 2:07.438		DIFFERENCE : 0.463		
LAP	SECTOR 1	SECTOR 2	LAP TIME	MPH	DIFF	TIME OF DAY
1 -	1:27.919	42.511	2:10.430 (3)	81.94	2.992	10:44:16.838
2 -	1:25.012	42.688	2:07.700 (2)	83.69	0.262	10:46:24.538
3 -	1:43.953	41.963	2:25.916	73.24	18.478	10:48:50.454
4 -	1:34.501	42.154	2:16.655	78.21	9.217	10:51:07.109
5 -	1:25.408	42.030	2:07.438 (1)	83.86		10:53:14.547

P27 888 R600		Kirt ELLIOTT		Yamaha R6 -		
IDEAL LAP TIME : 2:07.980		BEST LAP TIME : 2:07.980		DIFFERENCE : 0.000		
LAP	SECTOR 1	SECTOR 2	LAP TIME	MPH	DIFF	TIME OF DAY
1 -	1:34.035	43.936	2:17.971	77.46	9.991	10:44:30.653
2 -	1:28.071	44.634	2:12.705	80.54	4.725	10:46:43.358
3 -	1:26.155	42.771	2:08.926 (3)	82.90	0.946	10:48:52.284
4 -	1:25.810	43.054	2:08.864 (2)	82.94	0.884	10:51:01.148
5 -	1:25.318	42.662	2:07.980 (1)	83.51		10:53:09.128

P28 129 C		Adrian FALINSKI		Kawasaki ZX6R - ABLE Assist		
IDEAL LAP TIME : 2:07.987		BEST LAP TIME : 2:07.987		DIFFERENCE : 0.000		
LAP	SECTOR 1	SECTOR 2	LAP TIME	MPH	DIFF	TIME OF DAY
1 -	1:33.388	44.445	2:17.833	77.54	9.846	10:44:34.465
2 -	1:26.146	43.794	2:09.940	82.25	1.953	10:46:44.405
3 -	1:26.007	42.568	2:08.575 (2)	83.12	0.588	10:48:52.980
4 -	1:26.299	43.554	2:09.853 (3)	82.30	1.866	10:51:02.833
5 -	1:25.880	42.107	2:07.987 (1)	83.50		10:53:10.820

P29 2		Paul HOWDLE		Yamaha R6 -		
IDEAL LAP TIME : 2:09.163		BEST LAP TIME : 2:09.353		DIFFERENCE : 0.190		
LAP	SECTOR 1	SECTOR 2	LAP TIME	MPH	DIFF	TIME OF DAY
1 -	1:34.685	44.453	2:19.138	76.81	9.785	10:44:29.480
2 -	1:29.793	45.369	2:15.162	79.07	5.809	10:46:44.642
3 -	1:29.137	43.205	2:12.342 (3)	80.76	2.989	10:48:56.984
4 -	1:25.958	43.395	2:09.353 (1)	82.62		10:51:06.337
5 -	1:26.178	43.610	2:09.788 (2)	82.35	0.435	10:53:16.125

P30 138 R600		Paul COOMBS		Triumph 675R DAYTONA -		
IDEAL LAP TIME : 2:09.162		BEST LAP TIME : 2:10.066		DIFFERENCE : 0.904		
LAP	SECTOR 1	SECTOR 2	LAP TIME	MPH	DIFF	TIME OF DAY
1 -	1:40.941	46.200	2:27.141	72.63	17.075	10:44:40.856
2 -	1:28.110	44.033	2:12.143	80.88	2.077	10:46:52.999
3 -	1:26.496	44.405	2:10.901 (3)	81.65	0.835	10:49:03.900
4 -	1:26.061	44.335	2:10.396 (2)	81.96	0.330	10:51:14.296
5 -	1:26.965	43.101	2:10.066 (1)	82.17		10:53:24.362

P31 165 C		Frank MONTINI		-		
IDEAL LAP TIME : 2:10.136		BEST LAP TIME : 2:10.136		DIFFERENCE : 0.000		
LAP	SECTOR 1	SECTOR 2	LAP TIME	MPH	DIFF	TIME OF DAY
1 -	1:35.701	47.708	2:23.409	74.52	13.273	10:44:35.117
2 -	1:26.287	43.849	2:10.136 (1)	82.13		10:46:45.253
3 -	1:33.557	45.048	2:18.605	77.11	8.469	10:49:03.858
4 -	1:27.115	46.230	2:13.345 (3)	80.15	3.209	10:51:17.203
5 -	1:27.302	44.003	2:11.305 (2)	81.39	1.169	10:53:28.508

BMCRC - MRO Championships 2024 - Rnd 6 @ Snetterton 300

DART MRO 600 inc Clubman 600 & GP2/EVO & Rookie 600

QUALIFYING - SECTOR ANALYSIS



SECTOR 1 = FL to I1, SECTOR 2 = I1 to FL, DIFF = Difference To Personal Best Lap, P = Crossed Finish Line in Pit Lane, D = Time Disallowed

P32 122 R600 James EGGINTON		Kawasaki ZX6R - Advance Computer Services - www.ACS.co.uk				
IDEAL LAP TIME : 2:09.591		BEST LAP TIME : 2:10.136		DIFFERENCE : 0.545		
LAP	SECTOR 1	SECTOR 2	LAP TIME	MPH	DIFF	TIME OF DAY
1 -	1:33.986	45.661	2:19.647	76.53	9.511	10:44:42.882
2 -	1:26.946	43.859	2:10.805 (2)	81.71	0.669	10:46:53.687
3 -	1:26.938	44.218	2:11.156 (3)	81.49	1.020	10:49:04.843
4 -	1:25.732	44.404	2:10.136 (1)	82.13		10:51:14.979
5 -	1:32.907	46.056	2:18.963	76.91	8.827	10:53:33.942

P33 101 Nick GUTHRIE		Honda CBR600 - Supreme installations				
IDEAL LAP TIME : 2:10.583		BEST LAP TIME : 2:11.141		DIFFERENCE : 0.558		
LAP	SECTOR 1	SECTOR 2	LAP TIME	MPH	DIFF	TIME OF DAY
1 -	1:37.488	45.635	2:23.123	74.67	11.982	10:44:41.922
2 -	1:28.992	43.299	2:12.291 (3)	80.79	1.150	10:46:54.213
3 -	1:28.245	43.059	2:11.304 (2)	81.39	0.163	10:49:05.517
4 -	1:27.524	43.617	2:11.141 (1)	81.50		10:51:16.658
5 -	1:27.916	44.511	2:12.427	80.70	1.286	10:53:29.085

P34 180 R600 Oliver BROWN		Yamaha R6 -				
IDEAL LAP TIME : 2:11.562		BEST LAP TIME : 2:11.562		DIFFERENCE : 0.000		
LAP	SECTOR 1	SECTOR 2	LAP TIME	MPH	DIFF	TIME OF DAY
1 -	1:39.547	47.455	2:27.002	72.70	15.440	10:44:47.121
2 -	1:31.704	47.472	2:19.176	76.79	7.614	10:47:06.297
3 -	1:33.001	45.751	2:18.752 (3)	77.03	7.190	10:49:25.049
4 -	1:29.664	44.769	2:14.433 (2)	79.50	2.871	10:51:39.482
5 -	1:27.027	44.535	2:11.562 (1)	81.23		10:53:51.044

P35 998 R600 Ben RYBICKI		Yamaha R6 - Car events diamondbrite				
IDEAL LAP TIME : 2:11.756		BEST LAP TIME : 2:12.543		DIFFERENCE : 0.787		
LAP	SECTOR 1	SECTOR 2	LAP TIME	MPH	DIFF	TIME OF DAY
1 -	1:36.660	46.657	2:23.317	74.57	10.774	10:44:33.140
2 -	1:29.709	44.650	2:14.359	79.54	1.816	10:46:47.499
3 -	1:29.071	44.672	2:13.743 (2)	79.91	1.200	10:49:01.242
4 -	1:27.871	46.421	2:14.292 (3)	79.58	1.749	10:51:15.534
5 -	1:28.658	43.885	2:12.543 (1)	80.63		10:53:28.077

P36 75 R600 Alex TUFNALL		Kawasaki 636 -				
IDEAL LAP TIME :		BEST LAP TIME : 2:13.784		DIFFERENCE :		
LAP	SECTOR 1	SECTOR 2	LAP TIME	MPH	DIFF	TIME OF DAY
1 -			2:19.768	76.47	5.984	10:44:33.976
2 -			2:14.867 (2)	79.24	1.083	10:46:48.843
3 -			2:14.901 (3)	79.22	1.117	10:49:03.744
4 -			2:15.137	79.09	1.353	10:51:18.881
5 -			2:13.784 (1)	79.89		10:53:32.665

P37 41 C Tony PEACE		Yamaha R6 - Green Boilers and Heating				
IDEAL LAP TIME : 2:14.071		BEST LAP TIME : 2:14.292		DIFFERENCE : 0.221		
LAP	SECTOR 1	SECTOR 2	LAP TIME	MPH	DIFF	TIME OF DAY
1 -	1:39.873	47.744	2:27.617	72.40	13.325	10:44:42.900
2 -	1:30.973	45.114	2:16.087	78.53	1.795	10:46:58.987
3 -	1:29.726	45.130	2:14.856 (3)	79.25	0.564	10:49:13.843
4 -	1:28.997	45.436	2:14.433 (2)	79.50	0.141	10:51:28.276
5 -	1:29.218	45.074	2:14.292 (1)	79.58		10:53:42.568

BMCRC - MRO Championships 2024 - Rnd 6 @ Snetterton 300

DART MRO 600 inc Clubman 600 & GP2/EVO & Rookie 600

QUALIFYING - SECTOR ANALYSIS



SECTOR 1 = FL to I1, SECTOR 2 = I1 to FL, DIFF = Difference To Personal Best Lap, P = Crossed Finish Line in Pit Lane, D = Time Disallowed

P38 85		Jack WOLFF		Kawasaki ZX636 -		
IDEAL LAP TIME : 2:14.058		BEST LAP TIME : 2:14.484		DIFFERENCE : 0.426		
LAP	SECTOR 1	SECTOR 2	LAP TIME	MPH	DIFF	TIME OF DAY
1 -	1:33.679	46.065	2:19.744	76.48	5.260	10:44:28.676
2 -	1:29.992	45.883	2:15.875 (3)	78.66	1.391	10:46:44.551
3 -	1:30.136	44.895	2:15.031 (2)	79.15	0.547	10:48:59.582
4 -	1:29.163	45.321	2:14.484 (1)	79.47		10:51:14.066
5 -	1:30.096	46.101	2:16.197	78.47	1.713	10:53:30.263

P39 181 R600		Gary CROFT		Yamaha R6 - Jelly Creative & NR Racing		
IDEAL LAP TIME : 2:16.729		BEST LAP TIME : 2:16.850		DIFFERENCE : 0.121		
LAP	SECTOR 1	SECTOR 2	LAP TIME	MPH	DIFF	TIME OF DAY
1 -	1:40.876	47.102	2:27.978	72.22	11.128	10:44:46.162
2 -	1:32.229	47.396	2:19.625	76.54	2.775	10:47:05.787
3 -	1:33.096	45.609	2:18.705 (3)	77.05	1.855	10:49:24.492
4 -	1:31.628	45.842	2:17.470 (2)	77.74	0.620	10:51:41.962
5 -	1:31.120	45.730	2:16.850 (1)	78.10		10:53:58.812

P40 13 R600		Matthew BENTON		Honda CBR600RR -		
IDEAL LAP TIME : 2:17.087		BEST LAP TIME : 2:17.160		DIFFERENCE : 0.073		
LAP	SECTOR 1	SECTOR 2	LAP TIME	MPH	DIFF	TIME OF DAY
1 -	1:41.075	47.768	2:28.843	71.80	11.683	10:44:45.183
2 -	1:32.357	46.742	2:19.099 (3)	76.83	1.939	10:47:04.282
3 -	1:32.465	47.219	2:19.684	76.51	2.524	10:49:23.966
4 -	1:30.725	46.435	2:17.160 (1)	77.92		10:51:41.126
5 -	1:30.805	46.362	2:17.167 (2)	77.92	0.007	10:53:58.293

P41 89 R600		Bert ELLISON		Triumph DAYTONA 675R - Ma n pa prentice		
IDEAL LAP TIME : 2:20.442		BEST LAP TIME : 2:21.262		DIFFERENCE : 0.820		
LAP	SECTOR 1	SECTOR 2	LAP TIME	MPH	DIFF	TIME OF DAY
1 -	1:47.055	49.083	2:36.138	68.45	14.876	10:44:53.731
2 -	1:36.243	48.728	2:24.971 (3)	73.72	3.709	10:47:18.702
3 -	1:35.216	47.480	2:22.696 (2)	74.90	1.434	10:49:41.398
4 -	1:32.962	48.300	2:21.262 (1)	75.66		10:52:02.660

P42 379 R600		Jack Crowley MASON		Triumph DAYTONA 675 R -		
IDEAL LAP TIME : 2:23.002		BEST LAP TIME : 2:23.645		DIFFERENCE : 0.643		
LAP	SECTOR 1	SECTOR 2	LAP TIME	MPH	DIFF	TIME OF DAY
1 -	1:41.772	48.404	2:30.176	71.17	6.531	10:44:41.088
2 -	1:37.095	47.445	2:24.540 (3)	73.94	0.895	10:47:05.628
3 -	1:37.053	47.645	2:24.698	73.86	1.053	10:49:30.326
4 -	1:36.435	47.491	2:23.926 (2)	74.26	0.281	10:51:54.252
5 -	1:35.557	48.088	2:23.645 (1)	74.40		10:54:17.897

BMCRC - MRO Championships 2024 - Rnd 6 @ Snetterton 300

DART MRO 600 inc Clubman 600 & GP2/EVO & Rookie 600

QUALIFYING - BEST SECTORS

SECTOR 1			SECTOR 2			IDEAL / BEST COMPARISON						
POS	NO	NAME	TIME	NO	NAME	TIME	POS	NO	NAME	IDEAL	BEST	DIFF
									PERFECT LAP	1:57.673		
1	3	LAMB DEN	1:18.764	3	LAMB DEN	38.909	1	3	LAMB DEN	1:57.673	1:57.673	0.000
2	76	JOHNSON	1:19.069	91	HIRST	39.278	2	76	JOHNSON	1:58.548	1:58.712	0.164
3	33	LINDEMANN	1:19.334	33	LINDEMANN	39.448	3	91	HIRST	1:58.662	1:58.794	0.132
4	91	HIRST	1:19.384	76	JOHNSON	39.479	4	33	LINDEMANN	1:58.782	1:58.873	0.091
5	818	BARKER	1:19.452	818	BARKER	39.675	5	818	BARKER	1:59.127	1:59.329	0.202
6	169	CUNNINGHAM	1:20.218	5	MACRAE	39.845	6	5	MACRAE	2:00.092	2:00.092	0.000
7	5	MACRAE	1:20.247	35	DICKINSON	40.145	7	169	CUNNINGHAM	2:00.494	2:00.674	0.180
8	116	TURNER	1:20.264	48	FORREST	40.259	8	116	TURNER	2:00.545	2:00.545	0.000
9	35	DICKINSON	1:20.591	169	CUNNINGHAM	40.276	9	35	DICKINSON	2:00.736	2:00.736	0.000
10	44	DUTTON	1:20.746	116	TURNER	40.281	10	44	DUTTON	2:01.039	2:01.262	0.223
11	531	KOURTI	1:20.817	44	DUTTON	40.293	11	531	KOURTI	2:01.138	2:01.138	0.000
12	39	MONK	1:21.239	531	KOURTI	40.321	12	39	MONK	2:01.841	2:02.297	0.456
13	81	MCMULLAN	1:21.606	178	BLOOMFIELD	40.477	13	48	FORREST	2:02.156	2:02.156	0.000
14	178	BLOOMFIELD	1:21.696	39	MONK	40.602	14	178	BLOOMFIELD	2:02.173	2:02.173	0.000
15	48	FORREST	1:21.897	40	LORD	40.686	15	81	MCMULLAN	2:02.329	2:02.329	0.000
16	72	DOOLAN	1:22.275	81	MCMULLAN	40.723	16	72	DOOLAN	2:03.016	2:03.103	0.087
17	40	LORD	1:22.403	72	DOOLAN	40.741	17	40	LORD	2:03.089	2:03.089	0.000
18	115	MAHER	1:22.717	115	MAHER	41.127	18	115	MAHER	2:03.844	2:03.844	0.000
19	153	HICKMOTT	1:22.959	153	HICKMOTT	41.318	19	153	HICKMOTT	2:04.277	2:04.335	0.058
20	94	CANNONS	1:23.154	94	CANNONS	41.604	20	94	CANNONS	2:04.758	2:05.299	0.541
21	54	ANDERTON	1:23.344	54	ANDERTON	41.824	21	54	ANDERTON	2:05.168	2:05.366	0.198
22	28	WALKER	1:23.355	74	VAUGHAN	41.837	22	74	VAUGHAN	2:05.429	2:05.573	0.144
23	74	VAUGHAN	1:23.592	67	ANSELL	41.963	23	28	WALKER	2:05.490	2:05.711	0.221
24	26	PRESTON	1:24.370	129	FALINSKI	42.107	24	26	PRESTON	2:06.701	2:06.857	0.156
25	84	HIGGINS	1:24.567	28	WALKER	42.135	25	84	HIGGINS	2:06.920	2:06.920	0.000
26	67	ANSELL	1:25.012	26	PRESTON	42.331	26	67	ANSELL	2:06.975	2:07.438	0.463
27	888	ELLIOTT	1:25.318	84	HIGGINS	42.353	27	888	ELLIOTT	2:07.980	2:07.980	0.000
28	122	EGGINTON	1:25.732	888	ELLIOTT	42.662	28	129	FALINSKI	2:07.987	2:07.987	0.000
29	129	FALINSKI	1:25.880	101	GUTHRIE	43.059	29	138	COOMBS	2:09.162	2:10.066	0.904
30	2	HOWDLE	1:25.958	138	COOMBS	43.101	30	2	HOWDLE	2:09.163	2:09.353	0.190
31	138	COOMBS	1:26.061	2	HOWDLE	43.205	31	122	EGGINTON	2:09.591	2:10.136	0.545
32	165	MONTINI	1:26.287	165	MONTINI	43.849	32	165	MONTINI	2:10.136	2:10.136	0.000
33	180	BROWN	1:27.027	122	EGGINTON	43.859	33	101	GUTHRIE	2:10.583	2:11.141	0.558
34	101	GUTHRIE	1:27.524	998	RYBICKI	43.885	34	180	BROWN	2:11.562	2:11.562	0.000
35	998	RYBICKI	1:27.871	180	BROWN	44.535	35	998	RYBICKI	2:11.756	2:12.543	0.787
36	41	PEACE	1:28.997	85	WOLFF	44.895	36	85	WOLFF	2:14.058	2:14.484	0.426
37	85	WOLFF	1:29.163	41	PEACE	45.074	37	41	PEACE	2:14.071	2:14.292	0.221
38	13	BENTON	1:30.725	181	CROFT	45.609	38	181	CROFT	2:16.729	2:16.850	0.121
39	181	CROFT	1:31.120	13	BENTON	46.362	39	13	BENTON	2:17.087	2:17.160	0.073
40	89	ELLISON	1:32.962	379	MASON	47.445	40	89	ELLISON	2:20.442	2:21.262	0.820
41	379	MASON	1:35.557	89	ELLISON	47.480	41	379	MASON	2:23.002	2:23.645	0.643
42							42	75	TUFNALL		2:13.784	
43												

BMCRC - MRO Championships 2024 - Rnd 6 @ Snetterton 300

DART MRO 600 inc Clubman 600 & GP2/EVO & Rookie 600

QUALIFYING - STATISTICS

Competitors Started 43
Planned Start 2024-08-31 @ 10:23:00.000
Actual Start 2024-08-31 @ 10:41:56.605
Finish Time 2024-08-31 @ 10:51:56.753
Track Length 2.9689mi.
Total Laps 200
Total Distance Covered 593.7823mi.

Session Fastest Lap History

NO	CL	NAME	LAP TIME	TIME OF DAY	LAP	VEHICLE
5		Luke MACRAE	2:05.375	10:44:11.119	1	Triumph 765
76		Anthony JOHNSON	2:04.053	10:44:11.333	1	Yamaha R6
3		Joey LAMB DEN	1:59.707	10:46:11.148	2	Kawasaki 636
3		Joey LAMB DEN	1:57.673	10:48:08.821	3	Kawasaki 636

Flag History

TYPE	TIME OF DAY
GREEN	10:41:56.605
FINISH	10:51:56.753

Flag Statistics

TYPE	COUNT	TOTAL LAPS	TOTAL TIME
Green	1	5	12:35.002
Red	0	0	0.000
Safety Car	0	0	0.000
FCY	0	0	0.000

BMCRC - MRO Championships 2024 - Rnd 6 @ Snetterton 300

DART MRO 600 inc Clubman 600 & GP2/EVO & Rookie 600

QUALIFYING - STATISTICS

CLASS :

13 Starters

Fastest Lap History

NO	NAME	LAP TIME	TIME OF DAY	LAP	VEHICLE
5	Luke MACRAE	2:05.375	10:44:11.119	1	Triumph 765
76	Anthony JOHNSON	2:04.053	10:44:11.333	1	Yamaha R6
3	Joey LAMBDEN	1:59.707	10:46:11.148	2	Kawasaki 636
3	Joey LAMBDEN	1:57.673	10:48:08.821	3	Kawasaki 636

BMCRC - MRO Championships 2024 - Rnd 6 @ Snetterton 300

DART MRO 600 inc Clubman 600 & GP2/EVO & Rookie 600

QUALIFYING - STATISTICS

CLASS : C

15 Starters

Fastest Lap History

NO	NAME	LAP TIME	TIME OF DAY	LAP	VEHICLE
531	Jake KOURTI	2:09.286	10:44:16.748	1	Yamaha R6
531	Jake KOURTI	2:04.194	10:46:20.942	2	Yamaha R6
33	David LINDEMANN	2:02.593	10:46:26.158	2	Suzuki SV650
531	Jake KOURTI	2:02.472	10:50:26.775	4	Yamaha R6
33	David LINDEMANN	1:58.873	10:50:27.782	4	Suzuki SV650

BMCRC - MRO Championships 2024 - Rnd 6 @ Snetterton 300

DART MRO 600 inc Clubman 600 & GP2/EVO & Rookie 600

QUALIFYING - STATISTICS

CLASS : R600

15 Starters

Fastest Lap History

NO	NAME	LAP TIME	TIME OF DAY	LAP	VEHICLE
40	James LORD	2:10.147	10:44:17.191	1	Triumph STREET TRIPPLE
40	James LORD	2:03.089	10:46:20.282	2	Triumph STREET TRIPPLE
178	Paul BLOOMFIELD	2:02.173	10:52:39.284	5	Yamaha R6




BMCRC - MRO Championships 2024 - Rnd 6 @ Snetterton 300

DART MRO 600 inc Clubman 600 & GP2/EVO & Rookie 600

RACE 6 - GRID (5 Laps)

ROW 15		44	440 Elijah EVERTON	43	66 Mitch DUCRAN		
ROW 14	42	379 2:23.645 Jack Crowley MASON	41	89 2:21.262 Bert ELLISON	40	13 2:17.160 Matthew BENTON	
ROW 13		39	181 2:16.850 Gary CROFT	38	85 2:14.484 Jack WOLFF	37	41 2:14.292 Tony PEACE
ROW 12	36	75 2:13.784 Alex TUFNALL	35	998 2:12.543 Ben RYBICKI	34	180 2:11.562 Oliver BROWN	
ROW 11		33	101 2:11.141 Nick GUTHRIE	32	122 2:10.136 James EGGINTON	31	165 2:10.136 Frank MONTINI
ROW 10	30	138 2:10.066 Paul COOMBS	29	2 2:09.353 Paul HOWDLE	28	129 2:07.987 Adrian FALINSKI	
ROW 9		27	888 2:07.980 Kirt ELLIOTT	26	67 2:07.438 Edward ANSELL	25	84 2:06.920 George HIGGINS
ROW 8	24	26 2:06.857 Daniel PRESTON	23	28 2:05.711 Tom WALKER	22	74 2:05.573 Tom VAUGHAN	
ROW 7		21	54 2:05.366 Jake ANDERTON	20	94 2:05.299 Peter CANNONS	19	153 2:04.335 Aaron HICKMOTT
ROW 6	18	115 2:03.844 Brian MAHER	17	72 2:03.103 Ben DOOLAN	16	40 2:03.089 James LORD	
ROW 5		15	81 2:02.329 Fred MCMULLAN	14	39 2:02.297 Aaron MONK	13	178 2:02.173 Paul BLOOMFIELD
ROW 4	12	48 2:02.156 Rhys FORREST	11	44 2:01.262 James DUTTON	10	531 2:01.138 Jake KOURTI	
ROW 3		9	35 2:00.736 Kai DICKINSON	8	169 2:00.674 Gareth CUNNINGHAM	7	116 2:00.545 Mark TURNER
ROW 2	6	5 2:00.092 Luke MACRAE	5	818 1:59.329 Alex BARKER	4	33 1:58.873 David LINDEMANN	
ROW 1		3	91 1:58.794 Sam HIRST	2	76 1:58.712 Anthony JOHNSON	1	3 1:57.673 Joey LAMBDEN

Pole



These results are provisional until the conclusion of any judicial and technical matters.

Snetterton 300: 2.9689 miles

Clerk Of Course:	Stewards:	Timekeeper:	
		<i>Craig Smith</i>	

Results can be found at www.tsl-timing.com

Printed - 10:57 Saturday, 31 August 2024





BMCRC - MRO Championships 2024 - Rnd 6 @ Snetterton 300

DART MRO 600 inc Clubman 600 & GP2/EVO & Rookie 600

RACE 6 - CLASSIFICATION

Race Distance: 4 Laps / 11.87 miles

POS	NO	CL	PIC	NAME	ENTRY	LAPS	TIME	GAP	DIFF	MPH	BEST	ON	GRD	↑↓
1	76		1	Anthony JOHNSON	Yamaha R6 - INTA MOTORCYCLE SERVICES LTD	4	7:51.554			90.66	1:56.109	3	2	1
2	33	C	1	David LINDEMANN	Suzuki SV650 - Giraffe Decorators	4	7:54.514	2.960	2.960	90.09	1:57.285	3	4	2
3	3		2	Joey LAMBDEN	Kawasaki 636 -	4	7:54.850	3.296	0.336	90.03	1:56.909	2	1	-2
4	91		3	Sam HIRST	Kawasaki ZX-636 - Team Valley Racing	4	7:59.753	8.199	4.903	89.11	1:57.811	3	3	-1
5	5		4	Luke MACRAE	Triumph 765 - Bournephoto.co.uk	4	8:00.059	8.505	0.306	89.05	1:57.704	4	6	1
6	818		5	Alex BARKER	Yamaha R6 - Barker Woodrow LTD & SS5 Construction LTD	4	8:05.295	13.741	5.236	88.09	1:59.597	4	5	-1
7	35		6	Kai DICKINSON	Yamaha R6 - Dad	4	8:05.665	14.111	0.370	88.02	1:58.931	4	9	2
8	48	C	2	Rhys FORREST	Kawasaki 600 -	4	8:07.204	15.650	1.539	87.75	1:59.887	3	12	4
9	169		7	Gareth CUNNINGHAM	Yamaha R6 - Burnham cars ltd	4	8:08.326	16.772	1.122	87.54	2:00.175	3	8	-1
10	44		8	James DUTTON	Yamaha R6 - AMR Motorcycles	4	8:10.212	18.658	1.886	87.21	2:00.196	3	11	1
11	531	C	3	Jake KOURTI	Yamaha R6 - Red Mist Ltd/ GK Tree Surgeons Ltd/JWG Mot	4	8:14.597	23.043	4.385	86.43	2:00.939	4	10	-1
12	178	R600	1	Paul BLOOMFIELD	Yamaha R6 -	4	8:15.200	23.646	0.603	86.33	2:01.380	4	13	1
13	116	C	4	Mark TURNER	Yamaha R6 -	4	8:18.191	26.637	2.991	85.81	2:01.879	4	7	-6
14	81		9	Fred MCMULLAN	Kawasaki ZX636 - Orwell Motorcycles ipswich	4	8:18.747	27.193	0.556	85.71	2:02.335	4	15	1
15	39	C	5	Aaron MONK	Kawasaki NINJA 636 - ftyaspfire.co.uk	4	8:18.867	27.313	0.120	85.69	2:02.634	4	14	-1
16	87	C	6	Ben DOOLAN	Yamaha R6 - my wallet	4	8:19.405	27.851	0.538	85.60	2:02.464	4	17	1
17	28	C	7	Tom WALKER	Yamaha R6 - TRW Racing	4	8:23.818	32.264	4.413	84.85	2:02.933	2	23	6
18	115	C	8	Brian MAHER	Yamaha R6 - Spraytech /Espresso Solutions	4	8:25.419	33.865	1.601	84.58	2:03.472	4	18	0
19	67	C	9	Edward ANSELL	Triumph 675 - E a Ansell contractors	4	8:32.548	40.994	7.129	83.41	2:05.026	3	26	7
20	26	R600	2	Daniel PRESTON	Triumph 675R -	4	8:33.125	41.571	0.577	83.31	2:04.747	3	24	4
21	54	C	10	Jake ANDERTON	Yamaha R6 - Hunter Racing	4	8:35.843	44.289	2.718	82.87	2:04.622	2	21	0
22	84	C	11	George HIGGINS	Yamaha R6 - Aztec Racing	4	8:38.511	46.957	2.668	82.45	2:06.393	2	25	3
23	888	R600	3	Kirt ELLIOTT	Yamaha R6 -	4	8:42.812	51.258	4.301	81.77	2:08.574	4	27	4
24	138	R600	4	Paul COOMBS	Triumph 675R DAYTONA -	4	8:43.451	51.897	0.639	81.67	2:07.498	2	30	6
25	129	C	12	Adrian FALINSKI	Kawasaki ZX6R - ABLE Assist	4	8:43.850	52.296	0.399	81.61	2:08.108	2	28	3
26	101		10	Nick GUTHRIE	Honda CBR600 - Supreme installations	4	8:44.336	52.782	0.486	81.53	2:07.983	3	33	7
27	94	R600	5	Peter CANNONS	Kawasaki ZX6R -	4	8:45.574	54.020	1.238	81.34	2:05.817	3	20	-7
28	122	R600	6	James EGGINTON	Kawasaki ZX6R - Advance Computer Services - www.ACS.c	4	8:50.959	59.405	5.385	80.51	2:09.932	2	32	4
29	998	R600	7	Ben RYBICKI	Yamaha R6 - Car events diamondbrite	4	8:51.979	1:00.425	1.020	80.36	2:08.849	4	35	6
30	2		11	Paul HOWDLE	Yamaha R6 -	4	8:53.587	1:02.033	1.608	80.12	2:10.295	2	29	-1
31	75	R600	8	Alex TUFNALL	Kawasaki 636 -	4	8:59.308	1:07.754	5.721	79.27	2:11.740	3	36	5
32	85		12	Jack WOLFF	Kawasaki ZX636 -	4	9:03.407	1:11.853	4.099	78.67	2:12.972	3	38	6
33	180	R600	9	Oliver BROWN	Yamaha R6 -	4	9:05.334	1:13.780	1.927	78.39	2:11.113	3	34	1
34	41	C	13	Tony PEACE	Yamaha R6 - Green Boilers and Heating	4	9:20.375	1:28.821	15.041	76.29	2:15.879	4	37	3
35	13	R600	10	Matthew BENTON	Honda CBR600RR -	4	9:20.967	1:29.413	0.592	76.21	2:16.015	2	40	5
36	181	R600	11	Gary CROFT	Yamaha R6 - Jelly Creative & NR Racing	4	9:26.659	1:35.105	5.692	75.44	2:18.476	4	39	3
37	379	R600	12	Jack Crowley MASON	Triumph DAYTONA 675 R -	4	9:38.471	1:46.917	11.812	73.90	2:21.272	2	42	5

NOT CLASSIFIED

DNF	153	R600		Aaron HICKMOTT	Kawasaki ZX6R - Me, Myself & I	3	6:22.130	1 Lap	1 Lap	83.90	2:04.389	2	19	
DNF	40	R600		James LORD	Triumph STREET TRIPPLE -	3	6:22.274	1 Lap	0.144	83.87	2:04.248	3	16	

FASTEST LAP

	76			Anthony JOHNSON	Yamaha R6 - INTA MOTORCYCLE SERVICES LTD	3	1:56.109			92.05 mph			148.14 kph	
	33	C		David LINDEMANN	Suzuki SV650 - Giraffe Decorators	3	1:57.285			91.12 mph			146.65 kph	
	178	R600		Paul BLOOMFIELD	Yamaha R6 -	4	2:01.380			88.05 mph			141.71 kph	

Comments:

Class - 92.5% of Race Speed = 83.86 mph
 Class C - 92.5% of Race Speed = 83.33 mph
 Class R600 - 92.5% of Race Speed = 79.85 mph

Weather / Track : Cloudy / Dry

Date: 31/08/2024 Start: 14:11 Finish: 14:19

These results are provisional until the conclusion of any judicial and technical matters.

Snetterton 300: 2.9689 miles

Clerk Of Course:	Stewards:	Timekeeper:	
		<i>Craig Smith</i>	

Results can be found at www.tsl-timing.com

Printed - 14:35 Saturday, 31 August 2024



BMCRC - MRO Championships 2024 - Rnd 6 @ Snetterton 300

DART MRO 600 inc Clubman 600 & GP2/EVO & Rookie 600

RACE 6 - LAP CHART

LAP 1 @ 14:13:20.824			LAP 2 @ 14:15:17.726			LAP 3 @ 14:17:13.835			LAP 4 @ 14:19:10.451		
NO	BEHIND	LAP TIME	NO	BEHIND	LAP TIME	NO	BEHIND	LAP TIME	NO	BEHIND	LAP TIME
76		2:01.927	76		1:56.902	76		1:56.109	76		1:56.616
33	0.455	2:02.382	3	0.782	1:56.909	3	2.116	1:57.443	33	2.960	1:57.297
3	0.775	2:02.702	33	1.103	1:57.550	33	2.279	1:57.285	3	3.296	1:57.796
5	2.143	2:04.070	5	4.931	1:59.690	91	6.714	1:57.811	91	8.199	1:58.101
91	2.921	2:04.848	91	5.012	1:58.993	5	7.417	1:58.595	5	8.505	1:57.704
818	3.782	2:05.709	818	6.796	1:59.916	818	10.760	2:00.073	818	13.741	1:59.597
35	4.959	2:06.886	35	8.310	2:00.253	35	11.796	1:59.595	35	14.111	1:58.931
48	5.053	2:06.980	48	8.397	2:00.246	48	12.175	1:59.887	48	15.650	2:00.091
169	5.621	2:07.548	169	9.042	2:00.323	169	13.108	2:00.175	169	16.772	2:00.280
44	6.575	2:08.502	44	10.809	2:01.136	44	14.896	2:00.196	44	18.658	2:00.378
531	7.007	2:08.934	531	12.800	2:02.695	531	18.720	2:02.029	531	23.043	2:00.939
178	7.602	2:09.529	178	13.237	2:02.537	178	18.882	2:01.754	178	23.646	2:01.380
39	7.741	2:09.668	39	14.000	2:03.161	39	21.295	2:03.404	116	26.637	2:01.879
116	8.170	2:10.097	116	14.277	2:03.009	116	21.374	2:03.206	81	27.193	2:02.335
81	8.945	2:10.872	81	14.604	2:02.561	81	21.474	2:02.979	39	27.313	2:02.634
87	9.357	2:11.284	87	15.047	2:02.592	87	22.003	2:03.065	87	27.851	2:02.464
28	9.755	2:11.682	28	15.786	2:02.933	28	23.808	2:04.131	28	32.264	2:05.072
115	10.798	2:12.725	115	18.254	2:04.358	115	27.009	2:04.864	115	33.865	2:03.472
54	11.030	2:12.957	54	18.750	2:04.622	153	27.192	2:04.419	67	40.994	2:06.048
94	11.301	2:13.228	153	18.882	2:04.389	40	27.336	2:04.248	26	41.571	2:06.083
153	11.395	2:13.322	40	19.197	2:04.549	54	28.588	2:05.947	54	44.289	2:12.317
40	11.550	2:13.477	67	22.645	2:05.665	67	31.562	2:05.026	84	46.957	2:07.560
67	13.882	2:15.809	26	23.466	2:05.903	26	32.104	2:04.747	888	51.258	2:08.574
888	13.982	2:15.909	84	25.123	2:06.393	84	36.013	2:06.999	138	51.897	2:09.234
26	14.465	2:16.392	888	26.504	2:09.424	138	39.279	2:08.382	129	52.296	2:08.789
84	15.632	2:17.559	129	26.925	2:08.108	888	39.300	2:08.905	101	52.782	2:08.127
129	15.719	2:17.646	138	27.006	2:07.498	129	40.123	2:09.307	94	54.020	2:08.010
138	16.410	2:18.337	101	29.397	2:08.894	101	41.271	2:07.983	122	59.405	2:11.592
122	17.353	2:19.280	122	30.383	2:09.932	94	42.626	2:05.817	998	1:00.425	2:08.849
101	17.405	2:19.332	2	32.521	2:10.295	122	44.429	2:10.155	2	1:02.033	2:11.631
2	19.128	2:21.055	94	32.918	2:18.519	2	47.018	2:10.606	75	1:07.754	2:12.216
85	19.786	2:21.713	998	34.887	2:10.610	998	48.192	2:09.414	85	1:11.853	2:14.835
75	20.637	2:22.564	75	36.523	2:12.788	75	52.154	2:11.740	180	1:13.780	2:12.396
998	21.179	2:23.106	85	36.771	2:13.887	85	53.634	2:12.972	41	1:28.821	2:15.879
181	27.259	2:29.186	180	42.996	2:12.192	180	58.000	2:11.113	13	1:29.413	2:16.035
180	27.706	2:29.633	181	48.984	2:18.627	41	1:09.558	2:16.272	181	1:35.105	2:18.476
41	27.856	2:29.783	41	49.395	2:18.441	13	1:09.994	2:16.369	379	1:46.917	2:23.851
379	30.145	2:32.072	13	49.734	2:16.015	181	1:13.245	2:20.370			
13	30.621	2:32.548	379	54.515	2:21.272	379	1:19.682	2:21.276			

BMCRC - MRO Championships 2024 - Rnd 6 @ Snetterton 300

DART MRO 600 inc Clubman 600 & GP2/EVO & Rookie 600

RACE 6 - POSITION CHART

No	Name	Lap Pos	Lap			
			←	↻	↻	↻
3	LAMB DEN	1	76	76	76	76
76	JOHNSON	2	33	3	3	33
91	HIRST	3	3	33	33	3
33	LINDEMANN	4	5	5	91	91
818	BARKER	5	91	91	5	5
5	MACRAE	6	818	818	818	818
116	TURNER	7	35	35	35	35
169	CUNNINGHAM	8	48	48	48	48
35	DICKINSON	9	169	169	169	169
531	KOURTI	10	44	44	44	44
44	DUTTON	11	531	531	531	531
48	FORREST	12	178	178	178	178
178	BLOOMFIELD	13	39	39	39	116
39	MONK	14	116	116	116	81
81	MCMULLAN	15	81	81	81	39
40	LORD	16	87	87	87	87
87	DOOLAN	17	28	28	28	28
115	MAHER	18	115	115	115	115
153	HICKMOTT	19	54	54	153	67
94	CANNONS	20	94	153	40	26
54	ANDERTON	21	153	40	54	54
28	WALKER	22	40	67	67	84
26	PRESTON	23	67	26	26	888
84	HIGGINS	24	888	84	84	138
67	ANSELL	25	26	888	138	129
888	ELLIOTT	26	84	129	888	101
129	FALINSKI	27	129	138	129	94
2	HOWDLE	28	138	101	101	122
138	COOMBS	29	122	122	94	998
122	EGGINTON	30	101	2	122	2
101	GUTHRIE	31	2	94	2	75
180	BROWN	32	85	998	998	85
998	RYBICKI	33	75	75	75	180
75	TUFNALL	34	998	85	85	41
41	PEACE	35	181	180	180	13
85	WOLFF	36	180	181	41	181
181	CROFT	37	41	41	13	379
13	BENTON	38	379	13	181	
379	MASON	39	13	379	379	

BMCRC - MRO Championships 2024 - Rnd 6 @ Snetterton 300

DART MRO 600 inc Clubman 600 & GP2/EVO & Rookie 600

RACE 6 - SECTOR ANALYSIS



SECTOR 1 = FL to I1, SECTOR 2 = I1 to FL, DIFF = Difference To Personal Best Lap, P = Crossed Finish Line in Pit Lane, D = Time Disallowed

P1 76		Anthony JOHNSON		Yamaha R6 - INTA MOTORCYCLE SERVICES LTD		
IDEAL LAP TIME : 1:56.109		BEST LAP TIME : 1:56.109		DIFFERENCE : 0.000		
LAP	SECTOR 1	SECTOR 2	LAP TIME	MPH	DIFF	TIME OF DAY
1 -		38.754	2:01.927	87.65	5.818	14:13:20.824
2 -	1:18.040	38.862	1:56.902 (3)	91.42	0.793	14:15:17.726
3 -	1:17.488	38.621	1:56.109 (1)	92.05		14:17:13.835
4 -	1:17.867	38.749	1:56.616 (2)	91.65	0.507	14:19:10.451

P2 33 C		David LINDEMANN		Suzuki SV650 - Giraffe Decorators		
IDEAL LAP TIME : 1:56.783		BEST LAP TIME : 1:57.285		DIFFERENCE : 0.502		
LAP	SECTOR 1	SECTOR 2	LAP TIME	MPH	DIFF	TIME OF DAY
1 -		38.783	2:02.382	87.33	5.097	14:13:21.279
2 -	1:18.825	38.725	1:57.550 (3)	90.92	0.265	14:15:18.829
3 -	1:18.212	39.073	1:57.285 (1)	91.12		14:17:16.114
4 -	1:18.726	38.571	1:57.297 (2)	91.11	0.012	14:19:13.411

P3 3		Joey LAMB DEN		Kawasaki 636 -		
IDEAL LAP TIME : 1:56.581		BEST LAP TIME : 1:56.909		DIFFERENCE : 0.328		
LAP	SECTOR 1	SECTOR 2	LAP TIME	MPH	DIFF	TIME OF DAY
1 -		38.621	2:02.702	87.10	5.793	14:13:21.599
2 -	1:17.960	38.949	1:56.909 (1)	91.42		14:15:18.508
3 -	1:18.527	38.916	1:57.443 (2)	91.00	0.534	14:17:15.951
4 -	1:19.009	38.787	1:57.796 (3)	90.73	0.887	14:19:13.747

P4 91		Sam HIRST		Kawasaki ZX-636 - Team Valley Racing		
IDEAL LAP TIME : 1:57.713		BEST LAP TIME : 1:57.811		DIFFERENCE : 0.098		
LAP	SECTOR 1	SECTOR 2	LAP TIME	MPH	DIFF	TIME OF DAY
1 -		39.382	2:04.848	85.60	7.037	14:13:23.745
2 -	1:19.455	39.538	1:58.993 (3)	89.82	1.182	14:15:22.738
3 -	1:18.667	39.144	1:57.811 (1)	90.72		14:17:20.549
4 -	1:19.055	39.046	1:58.101 (2)	90.49	0.290	14:19:18.650

P5 5		Luke MACRAE		Triumph 765 - Bournephoto.co.uk		
IDEAL LAP TIME : 1:57.650		BEST LAP TIME : 1:57.704		DIFFERENCE : 0.054		
LAP	SECTOR 1	SECTOR 2	LAP TIME	MPH	DIFF	TIME OF DAY
1 -		39.336	2:04.070	86.14	6.366	14:13:22.967
2 -	1:19.884	39.806	1:59.690 (3)	89.29	1.986	14:15:22.657
3 -	1:19.496	39.099	1:58.595 (2)	90.12	0.891	14:17:21.252
4 -	1:18.551	39.153	1:57.704 (1)	90.80		14:19:18.956

P6 818		Alex BARKER		Yamaha R6 - Barker Woodrow LTD & SS5 Construction LTD		
IDEAL LAP TIME : 1:59.553		BEST LAP TIME : 1:59.597		DIFFERENCE : 0.044		
LAP	SECTOR 1	SECTOR 2	LAP TIME	MPH	DIFF	TIME OF DAY
1 -		39.573	2:05.709	85.02	6.112	14:13:24.606
2 -	1:20.229	39.687	1:59.916 (2)	89.12	0.319	14:15:24.522
3 -	1:20.463	39.610	2:00.073 (3)	89.01	0.476	14:17:24.595
4 -	1:19.980	39.617	1:59.597 (1)	89.36		14:19:24.192

P7 35		Kai DICKINSON		Yamaha R6 - Dad		
IDEAL LAP TIME : 1:58.931		BEST LAP TIME : 1:58.931		DIFFERENCE : 0.000		
LAP	SECTOR 1	SECTOR 2	LAP TIME	MPH	DIFF	TIME OF DAY
1 -		40.168	2:06.886	84.23	7.955	14:13:25.783
2 -	1:20.192	40.061	2:00.253 (3)	88.87	1.322	14:15:26.036
3 -	1:19.595	40.000	1:59.595 (2)	89.36	0.664	14:17:25.631
4 -	1:19.297	39.634	1:58.931 (1)	89.86		14:19:24.562

BMCRC - MRO Championships 2024 - Rnd 6 @ Snetterton 300

DART MRO 600 inc Clubman 600 & GP2/EVO & Rookie 600

RACE 6 - SECTOR ANALYSIS



SECTOR 1 = FL to I1, SECTOR 2 = I1 to FL, DIFF = Difference To Personal Best Lap, P = Crossed Finish Line in Pit Lane, D = Time Disallowed

P8 48 C Rhys FORREST		Kawasaki 600 -				
IDEAL LAP TIME : 1:59.812		BEST LAP TIME : 1:59.887				
		DIFFERENCE : 0.075				
LAP	SECTOR 1	SECTOR 2	LAP TIME	MPH	DIFF	TIME OF DAY
1 -		40.272	2:06.980	84.17	7.093	14:13:25.877
2 -	1:20.602	39.644	2:00.246 (3)	88.88	0.359	14:15:26.123
3 -	1:20.168	39.719	1:59.887 (1)	89.15		14:17:26.010
4 -	1:20.198	39.893	2:00.091 (2)	88.99	0.204	14:19:26.101

P9 169 Gareth CUNNINGHAM		Yamaha R6 - Burnham cars ltd				
IDEAL LAP TIME : 1:59.999		BEST LAP TIME : 2:00.175				
		DIFFERENCE : 0.176				
LAP	SECTOR 1	SECTOR 2	LAP TIME	MPH	DIFF	TIME OF DAY
1 -		40.349	2:07.548	83.79	7.373	14:13:26.445
2 -	1:20.231	40.092	2:00.323 (3)	88.82	0.148	14:15:26.768
3 -	1:19.907	40.268	2:00.175 (1)	88.93		14:17:26.943
4 -	1:19.921	40.359	2:00.280 (2)	88.86	0.105	14:19:27.223

P10 44 James DUTTON		Yamaha R6 - AMR Motorcycles				
IDEAL LAP TIME : 2:00.196		BEST LAP TIME : 2:00.196				
		DIFFERENCE : 0.000				
LAP	SECTOR 1	SECTOR 2	LAP TIME	MPH	DIFF	TIME OF DAY
1 -		40.545	2:08.502	83.17	8.306	14:13:27.399
2 -	1:20.802	40.334	2:01.136 (3)	88.23	0.940	14:15:28.535
3 -	1:20.108	40.088	2:00.196 (1)	88.92		14:17:28.731
4 -	1:20.191	40.187	2:00.378 (2)	88.78	0.182	14:19:29.109

P11 531 C Jake KOURTI		Yamaha R6 - Red Mist Ltd/ GK Tree Surgeons Ltd/JWG Motorc				
IDEAL LAP TIME : 2:00.663		BEST LAP TIME : 2:00.939				
		DIFFERENCE : 0.276				
LAP	SECTOR 1	SECTOR 2	LAP TIME	MPH	DIFF	TIME OF DAY
1 -		40.132	2:08.934	82.89	7.995	14:13:27.831
2 -	1:21.913	40.782	2:02.695 (3)	87.11	1.756	14:15:30.526
3 -	1:21.165	40.864	2:02.029 (2)	87.58	1.090	14:17:32.555
4 -	1:20.531	40.408	2:00.939 (1)	88.37		14:19:33.494

P12 178 R600 Paul BLOOMFIELD		Yamaha R6 -				
IDEAL LAP TIME : 2:01.380		BEST LAP TIME : 2:01.380				
		DIFFERENCE : 0.000				
LAP	SECTOR 1	SECTOR 2	LAP TIME	MPH	DIFF	TIME OF DAY
1 -		40.569	2:09.529	82.51	8.149	14:13:28.426
2 -	1:21.699	40.838	2:02.537 (3)	87.22	1.157	14:15:30.963
3 -	1:21.125	40.629	2:01.754 (2)	87.78	0.374	14:17:32.717
4 -	1:21.115	40.265	2:01.380 (1)	88.05		14:19:34.097

P13 116 C Mark TURNER		Yamaha R6 -				
IDEAL LAP TIME : 2:01.557		BEST LAP TIME : 2:01.879				
		DIFFERENCE : 0.322				
LAP	SECTOR 1	SECTOR 2	LAP TIME	MPH	DIFF	TIME OF DAY
1 -		40.792	2:10.097	82.15	8.218	14:13:28.994
2 -	1:22.039	40.970	2:03.009 (2)	86.88	1.130	14:15:32.003
3 -	1:21.807	41.399	2:03.206 (3)	86.74	1.327	14:17:35.209
4 -	1:20.765	41.114	2:01.879 (1)	87.69		14:19:37.088

P14 81 Fred MCMULLAN		Kawasaki ZX636 - Orwell Motorcycles ipswich				
IDEAL LAP TIME : 2:02.278		BEST LAP TIME : 2:02.335				
		DIFFERENCE : 0.057				
LAP	SECTOR 1	SECTOR 2	LAP TIME	MPH	DIFF	TIME OF DAY
1 -		41.308	2:10.872	81.66	8.537	14:13:29.769
2 -	1:21.556	41.005	2:02.561 (2)	87.20	0.226	14:15:32.330
3 -	1:21.862	41.117	2:02.979 (3)	86.90	0.644	14:17:35.309
4 -	1:21.613	40.722	2:02.335 (1)	87.36		14:19:37.644

BMCRC - MRO Championships 2024 - Rnd 6 @ Snetterton 300

DART MRO 600 inc Clubman 600 & GP2/EVO & Rookie 600

RACE 6 - SECTOR ANALYSIS



SECTOR 1 = FL to I1, SECTOR 2 = I1 to FL, DIFF = Difference To Personal Best Lap, P = Crossed Finish Line in Pit Lane, D = Time Disallowed

P15 39 C		Aaron MONK		Kawasaki NINJA 636 - flyasptfire.co.uk		
IDEAL LAP TIME : 2:02.197		BEST LAP TIME : 2:02.634		DIFFERENCE : 0.437		
LAP	SECTOR 1	SECTOR 2	LAP TIME	MPH	DIFF	TIME OF DAY
1 -		40.603	2:09.668	82.42	7.034	14:13:28.565
2 -	1:22.142	41.019	2:03.161 (2)	86.78	0.527	14:15:31.726
3 -	1:21.974	41.430	2:03.404 (3)	86.61	0.770	14:17:35.130
4 -	1:21.594	41.040	2:02.634 (1)	87.15		14:19:37.764

P16 87 C		Ben DOOLAN		Yamaha R6 - my wallet		
IDEAL LAP TIME : 2:02.171		BEST LAP TIME : 2:02.464		DIFFERENCE : 0.293		
LAP	SECTOR 1	SECTOR 2	LAP TIME	MPH	DIFF	TIME OF DAY
1 -		41.314	2:11.284	81.41	8.820	14:13:30.181
2 -	1:21.630	40.962	2:02.592 (2)	87.18	0.128	14:15:32.773
3 -	1:21.838	41.227	2:03.065 (3)	86.84	0.601	14:17:35.838
4 -	1:21.923	40.541	2:02.464 (1)	87.27		14:19:38.302

P17 28 C		Tom WALKER		Yamaha R6 - TRW Racing		
IDEAL LAP TIME : 2:02.933		BEST LAP TIME : 2:02.933		DIFFERENCE : 0.000		
LAP	SECTOR 1	SECTOR 2	LAP TIME	MPH	DIFF	TIME OF DAY
1 -		41.015	2:11.682	81.16	8.749	14:13:30.579
2 -	1:21.960	40.973	2:02.933 (1)	86.94		14:15:33.512
3 -	1:22.665	41.466	2:04.131 (2)	86.10	1.198	14:17:37.643
4 -	1:23.158	41.914	2:05.072 (3)	85.45	2.139	14:19:42.715

P18 115 C		Brian MAHER		Yamaha R6 - Spraytech /Espresso Solutions		
IDEAL LAP TIME : 2:03.472		BEST LAP TIME : 2:03.472		DIFFERENCE : 0.000		
LAP	SECTOR 1	SECTOR 2	LAP TIME	MPH	DIFF	TIME OF DAY
1 -		41.903	2:12.725	80.52	9.253	14:13:31.622
2 -	1:22.845	41.513	2:04.358 (2)	85.94	0.886	14:15:35.980
3 -	1:22.975	41.889	2:04.864 (3)	85.59	1.392	14:17:40.844
4 -	1:22.412	41.060	2:03.472 (1)	86.56		14:19:44.316

P19 67 C		Edward ANSELL		Triumph 675 - E a Ansell contractors		
IDEAL LAP TIME : 2:04.867		BEST LAP TIME : 2:05.026		DIFFERENCE : 0.159		
LAP	SECTOR 1	SECTOR 2	LAP TIME	MPH	DIFF	TIME OF DAY
1 -		41.876	2:15.809	78.69	10.783	14:13:34.706
2 -	1:24.134	41.531	2:05.665 (2)	85.05	0.639	14:15:40.371
3 -	1:23.586	41.440	2:05.026 (1)	85.48		14:17:45.397
4 -	1:23.427	42.621	2:06.048 (3)	84.79	1.022	14:19:51.445

P20 26 R600		Daniel PRESTON		Triumph 675R -		
IDEAL LAP TIME : 2:04.747		BEST LAP TIME : 2:04.747		DIFFERENCE : 0.000		
LAP	SECTOR 1	SECTOR 2	LAP TIME	MPH	DIFF	TIME OF DAY
1 -		42.021	2:16.392	78.36	11.645	14:13:35.289
2 -	1:23.952	41.951	2:05.903 (2)	84.89	1.156	14:15:41.192
3 -	1:23.249	41.498	2:04.747 (1)	85.67		14:17:45.939
4 -	1:23.257	42.826	2:06.083 (3)	84.77	1.336	14:19:52.022

P21 54 C		Jake ANDERTON		Yamaha R6 - Hunter Racing		
IDEAL LAP TIME : 2:04.622		BEST LAP TIME : 2:04.622		DIFFERENCE : 0.000		
LAP	SECTOR 1	SECTOR 2	LAP TIME	MPH	DIFF	TIME OF DAY
1 -		41.951	2:12.957	80.38	8.335	14:13:31.854
2 -	1:23.015	41.607	2:04.622 (1)	85.76		14:15:36.476
3 -	1:24.076	41.871	2:05.947 (2)	84.86	1.325	14:17:42.423
4 -	1:28.908	43.409	2:12.317 (3)	80.77	7.695	14:19:54.740

BMCRC - MRO Championships 2024 - Rnd 6 @ Snetterton 300

DART MRO 600 inc Clubman 600 & GP2/EVO & Rookie 600

RACE 6 - SECTOR ANALYSIS



SECTOR 1 = FL to I1, SECTOR 2 = I1 to FL, DIFF = Difference To Personal Best Lap, P = Crossed Finish Line in Pit Lane, D = Time Disallowed

P22 84 C		George HIGGINS		Yamaha R6 - Aztec Racing		
IDEAL LAP TIME : 2:06.021		BEST LAP TIME : 2:06.393		DIFFERENCE : 0.372		
LAP	SECTOR 1	SECTOR 2	LAP TIME	MPH	DIFF	TIME OF DAY
1 -		42.531	2:17.559	77.69	11.166	14:13:36.456
2 -	1:24.527	41.866	2:06.393 (1)	84.56		14:15:42.849
3 -	1:24.188	42.811	2:06.999 (2)	84.15	0.606	14:17:49.848
4 -	1:24.155	43.405	2:07.560 (3)	83.78	1.167	14:19:57.408

P23 888 R600		Kirt ELLIOTT		Yamaha R6 -		
IDEAL LAP TIME : 2:08.154		BEST LAP TIME : 2:08.574		DIFFERENCE : 0.420		
LAP	SECTOR 1	SECTOR 2	LAP TIME	MPH	DIFF	TIME OF DAY
1 -		42.668	2:15.909	78.64	7.335	14:13:34.806
2 -	1:26.323	43.101	2:09.424 (3)	82.58	0.850	14:15:44.230
3 -	1:25.914	42.991	2:08.905 (2)	82.91	0.331	14:17:53.135
4 -	1:25.486	43.088	2:08.574 (1)	83.12		14:20:01.709

P24 138 R600		Paul COOMBS		Triumph 675R DAYTONA -		
IDEAL LAP TIME : 2:07.498		BEST LAP TIME : 2:07.498		DIFFERENCE : 0.000		
LAP	SECTOR 1	SECTOR 2	LAP TIME	MPH	DIFF	TIME OF DAY
1 -		42.693	2:18.337	77.26	10.839	14:13:37.234
2 -	1:25.051	42.447	2:07.498 (1)	83.82		14:15:44.732
3 -	1:25.785	42.597	2:08.382 (2)	83.25	0.884	14:17:53.114
4 -	1:25.224	44.010	2:09.234 (3)	82.70	1.736	14:20:02.348

P25 129 C		Adrian FALINSKI		Kawasaki ZX6R - ABLE Assist		
IDEAL LAP TIME : 2:07.925		BEST LAP TIME : 2:08.108		DIFFERENCE : 0.183		
LAP	SECTOR 1	SECTOR 2	LAP TIME	MPH	DIFF	TIME OF DAY
1 -		42.806	2:17.646	77.64	9.538	14:13:36.543
2 -	1:25.194	42.914	2:08.108 (1)	83.43		14:15:44.651
3 -	1:25.938	43.369	2:09.307 (3)	82.65	1.199	14:17:53.958
4 -	1:25.119	43.670	2:08.789 (2)	82.98	0.681	14:20:02.747

P26 101		Nick GUTHRIE		Honda CBR600 - Supreme installations		
IDEAL LAP TIME : 2:07.214		BEST LAP TIME : 2:07.983		DIFFERENCE : 0.769		
LAP	SECTOR 1	SECTOR 2	LAP TIME	MPH	DIFF	TIME OF DAY
1 -		42.872	2:19.332	76.70	11.349	14:13:38.229
2 -	1:26.138	42.756	2:08.894 (3)	82.92	0.911	14:15:47.123
3 -	1:25.808	42.175	2:07.983 (1)	83.51		14:17:55.106
4 -	1:25.039	43.088	2:08.127 (2)	83.41	0.144	14:20:03.233

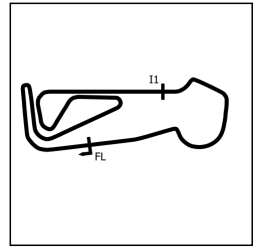
P27 94 R600		Peter CANNONS		Kawazaki ZX6R -		
IDEAL LAP TIME : 2:05.746		BEST LAP TIME : 2:05.817		DIFFERENCE : 0.071		
LAP	SECTOR 1	SECTOR 2	LAP TIME	MPH	DIFF	TIME OF DAY
1 -		41.917	2:13.228	80.22	7.411	14:13:32.125
2 -	1:35.644	42.875	2:18.519 (3)	77.15	12.702	14:15:50.644
3 -	1:24.136	41.681	2:05.817 (1)	84.94		14:17:56.461
4 -	1:24.065	43.945	2:08.010 (2)	83.49	2.193	14:20:04.471

P28 122 R600		James EGGINTON		Kawasaki ZX6R - Advance Computer Services - www.ACS.co.uk		
IDEAL LAP TIME : 2:09.526		BEST LAP TIME : 2:09.932		DIFFERENCE : 0.406		
LAP	SECTOR 1	SECTOR 2	LAP TIME	MPH	DIFF	TIME OF DAY
1 -		44.177	2:19.280	76.73	9.348	14:13:38.177
2 -	1:26.286	43.646	2:09.932 (1)	82.25		14:15:48.109
3 -	1:26.915	43.240	2:10.155 (2)	82.11	0.223	14:17:58.264
4 -	1:26.533	45.059	2:11.592 (3)	81.22	1.660	14:20:09.856

BMCRC - MRO Championships 2024 - Rnd 6 @ Snetterton 300

DART MRO 600 inc Clubman 600 & GP2/EVO & Rookie 600

RACE 6 - SECTOR ANALYSIS



SECTOR 1 = FL to I1, SECTOR 2 = I1 to FL, DIFF = Difference To Personal Best Lap, P = Crossed Finish Line in Pit Lane, D = Time Disallowed

P29 998 R600 Ben RYBICKI		Yamaha R6 - Car events diamondbrite				
IDEAL LAP TIME : 2:08.849		BEST LAP TIME : 2:08.849		DIFFERENCE : 0.000		
LAP	SECTOR 1	SECTOR 2	LAP TIME	MPH	DIFF	TIME OF DAY
1 -		43.978	2:23.106	74.68	14.257	14:13:42.003
2 -	1:26.982	43.628	2:10.610 (3)	81.83	1.761	14:15:52.613
3 -	1:25.618	43.796	2:09.414 (2)	82.58	0.565	14:18:02.027
4 -	1:25.558	43.291	2:08.849 (1)	82.95		14:20:10.876

P30 2 Paul HOWDLE		Yamaha R6 -				
IDEAL LAP TIME : 2:10.070		BEST LAP TIME : 2:10.295		DIFFERENCE : 0.225		
LAP	SECTOR 1	SECTOR 2	LAP TIME	MPH	DIFF	TIME OF DAY
1 -		44.033	2:21.055	75.77	10.760	14:13:39.952
2 -	1:27.018	43.277	2:10.295 (1)	82.02		14:15:50.247
3 -	1:26.945	43.661	2:10.606 (2)	81.83	0.311	14:18:00.853
4 -	1:26.793	44.838	2:11.631 (3)	81.19	1.336	14:20:12.484

P31 75 R600 Alex TUFNALL		Kawasaki 636 -				
IDEAL LAP TIME : 2:11.389		BEST LAP TIME : 2:11.740		DIFFERENCE : 0.351		
LAP	SECTOR 1	SECTOR 2	LAP TIME	MPH	DIFF	TIME OF DAY
1 -		44.338	2:22.564	74.97	10.824	14:13:41.461
2 -	1:28.449	44.339	2:12.788 (3)	80.48	1.048	14:15:54.249
3 -	1:27.381	44.359	2:11.740 (1)	81.13		14:18:05.989
4 -	1:27.051	45.165	2:12.216 (2)	80.83	0.476	14:20:18.205

P32 85 Jack WOLFF		Kawasaki ZX636 -				
IDEAL LAP TIME : 2:12.356		BEST LAP TIME : 2:12.972		DIFFERENCE : 0.616		
LAP	SECTOR 1	SECTOR 2	LAP TIME	MPH	DIFF	TIME OF DAY
1 -		44.189	2:21.713	75.42	8.741	14:13:40.610
2 -	1:29.145	44.742	2:13.887 (2)	79.82	0.915	14:15:54.497
3 -	1:28.167	44.805	2:12.972 (1)	80.37		14:18:07.469
4 -	1:29.075	45.760	2:14.835 (3)	79.26	1.863	14:20:22.304

P33 180 R600 Oliver BROWN		Yamaha R6 -				
IDEAL LAP TIME : 2:11.113		BEST LAP TIME : 2:11.113		DIFFERENCE : 0.000		
LAP	SECTOR 1	SECTOR 2	LAP TIME	MPH	DIFF	TIME OF DAY
1 -		46.447	2:29.633	71.42	18.520	14:13:48.530
2 -	1:27.647	44.545	2:12.192 (2)	80.85	1.079	14:16:00.722
3 -	1:27.025	44.088	2:11.113 (1)	81.51		14:18:11.835
4 -	1:27.502	44.894	2:12.396 (3)	80.72	1.283	14:20:24.231

P34 41 C Tony PEACE		Yamaha R6 - Green Boilers and Heating				
IDEAL LAP TIME : 2:14.986		BEST LAP TIME : 2:15.879		DIFFERENCE : 0.893		
LAP	SECTOR 1	SECTOR 2	LAP TIME	MPH	DIFF	TIME OF DAY
1 -		46.905	2:29.783	71.35	13.904	14:13:48.680
2 -	1:31.744	46.697	2:18.441 (3)	77.20	2.562	14:16:07.121
3 -	1:30.839	45.433	2:16.272 (2)	78.43	0.393	14:18:23.393
4 -	1:29.553	46.326	2:15.879 (1)	78.65		14:20:39.272

P35 13 R600 Matthew BENTON		Honda CBR600RR -				
IDEAL LAP TIME : 2:14.494		BEST LAP TIME : 2:16.015		DIFFERENCE : 1.521		
LAP	SECTOR 1	SECTOR 2	LAP TIME	MPH	DIFF	TIME OF DAY
1 -		46.794	2:32.548	70.06	16.533	14:13:51.445
2 -	1:30.206	45.809	2:16.015 (1)	78.58		14:16:07.460
3 -	1:31.454	44.915	2:16.369 (3)	78.37	0.354	14:18:23.829
4 -	1:29.579	46.456	2:16.035 (2)	78.56	0.020	14:20:39.864

BMCRC - MRO Championships 2024 - Rnd 6 @ Snetterton 300

DART MRO 600 inc Clubman 600 & GP2/EVO & Rookie 600

RACE 6 - SECTOR ANALYSIS



SECTOR 1 = FL to I1, SECTOR 2 = I1 to FL, DIFF = Difference To Personal Best Lap, P = Crossed Finish Line in Pit Lane, D = Time Disallowed

P36 181 R600 Gary CROFT		Yamaha R6 - Jelly Creative & NR Racing				
IDEAL LAP TIME : 2:17.750		BEST LAP TIME : 2:18.476		DIFFERENCE : 0.726		
LAP	SECTOR 1	SECTOR 2	LAP TIME	MPH	DIFF	TIME OF DAY
1 -		46.341	2:29.186	71.64	10.710	14:13:48.083
2 -	1:32.013	46.614	2:18.627 (2)	77.09	0.151	14:16:06.710
3 -	1:34.212	46.158	2:20.370 (3)	76.14	1.894	14:18:27.080
4 -	1:31.592	46.884	2:18.476 (1)	77.18		14:20:45.556

P37 379 R600 Jack Crowley MASON		Triumph DAYTONA 675 R -				
IDEAL LAP TIME : 2:21.115		BEST LAP TIME : 2:21.272		DIFFERENCE : 0.157		
LAP	SECTOR 1	SECTOR 2	LAP TIME	MPH	DIFF	TIME OF DAY
1 -		46.743	2:32.072	70.28	10.800	14:13:50.969
2 -	1:34.372	46.900	2:21.272 (1)	75.65		14:16:12.241
3 -	1:34.461	46.815	2:21.276 (2)	75.65	0.004	14:18:33.517
4 -	1:35.548	48.303	2:23.851 (3)	74.29	2.579	14:20:57.368

P38 153 R600 Aaron HICKMOTT		Kawasaki ZX6R - Me, Myself & I				
IDEAL LAP TIME : 2:03.900		BEST LAP TIME : 2:04.389		DIFFERENCE : 0.489		
LAP	SECTOR 1	SECTOR 2	LAP TIME	MPH	DIFF	TIME OF DAY
1 -		41.366	2:13.322	80.16	8.933	14:13:32.219
2 -	1:22.704	41.685	2:04.389 (1)	85.92		14:15:36.608
3 -	1:22.534	41.885	2:04.419 (2)	85.90	0.030	14:17:41.027

P39 40 R600 James LORD		Triumph STREET TRIPPLE -				
IDEAL LAP TIME : 2:03.531		BEST LAP TIME : 2:04.248		DIFFERENCE : 0.717		
LAP	SECTOR 1	SECTOR 2	LAP TIME	MPH	DIFF	TIME OF DAY
1 -		41.268	2:13.477	80.07	9.229	14:13:32.374
2 -	1:22.852	41.697	2:04.549 (2)	85.81	0.301	14:15:36.923
3 -	1:23.256	40.992	2:04.248 (1)	86.02		14:17:41.171

BMCRC - MRO Championships 2024 - Rnd 6 @ Snetterton 300

DART MRO 600 inc Clubman 600 & GP2/EVO & Rookie 600

RACE 6 - BEST SECTORS

SECTOR 1				SECTOR 2				IDEAL / BEST COMPARISON				
POS	NO	NAME	TIME	NO	NAME	TIME	POS	NO	NAME	IDEAL	BEST	DIFF
									PERFECT LAP	1:56.059		
1	76	JOHNSON	1:17.488	33	LINDEMANN	38.571	1	76	JOHNSON	1:56.109	1:56.109	0.000
2	3	LAMBDEN	1:17.960	76	JOHNSON	38.621	2	3	LAMBDEN	1:56.581	1:56.909	0.328
3	33	LINDEMANN	1:18.212	3	LAMBDEN	38.621	3	33	LINDEMANN	1:56.783	1:57.285	0.502
4	5	MACRAE	1:18.551	91	HIRST	39.046	4	5	MACRAE	1:57.650	1:57.704	0.054
5	91	HIRST	1:18.667	5	MACRAE	39.099	5	91	HIRST	1:57.713	1:57.811	0.098
6	35	DICKINSON	1:19.297	818	BARKER	39.573	6	35	DICKINSON	1:58.931	1:58.931	0.000
7	169	CUNNINGHAM	1:19.907	35	DICKINSON	39.634	7	818	BARKER	1:59.553	1:59.597	0.044
8	818	BARKER	1:19.980	48	FORREST	39.644	8	48	FORREST	1:59.812	1:59.887	0.075
9	44	DUTTON	1:20.108	44	DUTTON	40.088	9	169	CUNNINGHAM	1:59.999	2:00.175	0.176
10	48	FORREST	1:20.168	169	CUNNINGHAM	40.092	10	44	DUTTON	2:00.196	2:00.196	0.000
11	531	KOURTI	1:20.531	531	KOURTI	40.132	11	531	KOURTI	2:00.663	2:00.939	0.276
12	116	TURNER	1:20.765	178	BLOOMFIELD	40.265	12	178	BLOOMFIELD	2:01.380	2:01.380	0.000
13	178	BLOOMFIELD	1:21.115	87	DOOLAN	40.541	13	116	TURNER	2:01.557	2:01.879	0.322
14	81	MCMULLAN	1:21.556	39	MONK	40.603	14	87	DOOLAN	2:02.171	2:02.464	0.293
15	39	MONK	1:21.594	81	MCMULLAN	40.722	15	39	MONK	2:02.197	2:02.634	0.437
16	87	DOOLAN	1:21.630	116	TURNER	40.792	16	81	MCMULLAN	2:02.278	2:02.335	0.057
17	28	WALKER	1:21.960	28	WALKER	40.973	17	28	WALKER	2:02.933	2:02.933	0.000
18	115	MAHER	1:22.412	40	LORD	40.992	18	115	MAHER	2:03.472	2:03.472	0.000
19	153	HICKMOTT	1:22.534	115	MAHER	41.060	19	40	LORD	2:03.531	2:04.248	0.717
20	40	LORD	1:22.539	153	HICKMOTT	41.366	20	153	HICKMOTT	2:03.900	2:04.389	0.489
21	54	ANDERTON	1:23.015	67	ANSELL	41.440	21	54	ANDERTON	2:04.622	2:04.622	0.000
22	26	PRESTON	1:23.249	26	PRESTON	41.498	22	26	PRESTON	2:04.747	2:04.747	0.000
23	67	ANSELL	1:23.427	54	ANDERTON	41.607	23	67	ANSELL	2:04.867	2:05.026	0.159
24	94	CANNONS	1:24.065	94	CANNONS	41.681	24	94	CANNONS	2:05.746	2:05.817	0.071
25	84	HIGGINS	1:24.155	84	HIGGINS	41.866	25	84	HIGGINS	2:06.021	2:06.393	0.372
26	101	GUTHRIE	1:25.039	101	GUTHRIE	42.175	26	101	GUTHRIE	2:07.214	2:07.983	0.769
27	138	COOMBS	1:25.051	138	COOMBS	42.447	27	138	COOMBS	2:07.498	2:07.498	0.000
28	129	FALINSKI	1:25.119	888	ELLIOTT	42.668	28	129	FALINSKI	2:07.925	2:08.108	0.183
29	888	ELLIOTT	1:25.486	129	FALINSKI	42.806	29	888	ELLIOTT	2:08.154	2:08.574	0.420
30	998	RYBICKI	1:25.558	122	EGGINTON	43.240	30	998	RYBICKI	2:08.849	2:08.849	0.000
31	122	EGGINTON	1:26.286	2	HOWDLE	43.277	31	122	EGGINTON	2:09.526	2:09.932	0.406
32	2	HOWDLE	1:26.793	998	RYBICKI	43.291	32	2	HOWDLE	2:10.070	2:10.295	0.225
33	180	BROWN	1:27.025	180	BROWN	44.088	33	180	BROWN	2:11.113	2:11.113	0.000
34	75	TUFNALL	1:27.051	85	WOLFF	44.189	34	75	TUFNALL	2:11.389	2:11.740	0.351
35	85	WOLFF	1:28.167	75	TUFNALL	44.338	35	85	WOLFF	2:12.356	2:12.972	0.616
36	41	PEACE	1:29.553	13	BENTON	44.915	36	13	BENTON	2:14.494	2:16.015	1.521
37	13	BENTON	1:29.579	41	PEACE	45.433	37	41	PEACE	2:14.986	2:15.879	0.893
38	181	CROFT	1:31.592	181	CROFT	46.158	38	181	CROFT	2:17.750	2:18.476	0.726
39	379	MASON	1:34.372	379	MASON	46.743	39	379	MASON	2:21.115	2:21.272	0.157

BMCRC - MRO Championships 2024 - Rnd 6 @ Snetterton 300

DART MRO 600 inc Clubman 600 & GP2/EVO & Rookie 600

RACE 6 - STATISTICS

Competitors Started 39
Planned Start 2024-08-31 @ 14:00:00.000
Actual Start 2024-08-31 @ 14:11:18.896
Finish Time 2024-08-31 @ 14:19:10.450
Track Length 2.9689mi.
Total Laps 154
Total Distance Covered 457.2123mi.

Session Fastest Lap History

NO	CL	NAME	LAP TIME	TIME OF DAY	LAP	VEHICLE
76		Anthony JOHNSON	1:56.902	14:15:17.732	2	Yamaha R6
76		Anthony JOHNSON	1:56.109	14:17:13.843	3	Yamaha R6

Session Leader History

NO	CL	NAME	FROM LAP	LAPS LED	DISTANCE	VEHICLE
76		Anthony JOHNSON	1	4	11.87 miles	Yamaha R6

Flag History

TYPE	TIME OF DAY
GREEN	14:11:18.896
FINISH	14:19:10.450

Flag Statistics

TYPE	COUNT	TOTAL LAPS	TOTAL TIME
Green	1	4	9:47.502
Red	0	0	0.000
Safety Car	0	0	0.000
FCY	0	0	0.000

BMCRC - MRO Championships 2024 - Rnd 6 @ Snetterton 300

DART MRO 600 inc Clubman 600 & GP2/EVO & Rookie 600

RACE 6 - STATISTICS

CLASS :

12 Starters

Fastest Lap History

NO	NAME	LAP TIME	TIME OF DAY	LAP	VEHICLE
76	Anthony JOHNSON	1:56.902	14:15:17.732	2	Yamaha R6
76	Anthony JOHNSON	1:56.109	14:17:13.843	3	Yamaha R6

Leader History

NO	NAME	FROM LAP	LAPS LED	DISTANCE	VEHICLE
76	Anthony JOHNSON	1	4	11.87 miles	Yamaha R6

BMCRC - MRO Championships 2024 - Rnd 6 @ Snetterton 300

DART MRO 600 inc Clubman 600 & GP2/EVO & Rookie 600

RACE 6 - STATISTICS

CLASS : C

13 Starters

Fastest Lap History

NO	NAME	LAP TIME	TIME OF DAY	LAP	VEHICLE
33	David LINDEMANN	1:57.550	14:15:18.844	2	Suzuki SV650
33	David LINDEMANN	1:57.285	14:17:16.129	3	Suzuki SV650

Leader History

NO	NAME	FROM LAP	LAPS LED	DISTANCE	VEHICLE
33	David LINDEMANN	1	4	11.87 miles	Suzuki SV650

BMCRC - MRO Championships 2024 - Rnd 6 @ Snetterton 300

DART MRO 600 inc Clubman 600 & GP2/EVO & Rookie 600

RACE 6 - STATISTICS

CLASS : R600

14 Starters

Fastest Lap History

NO	NAME	LAP TIME	TIME OF DAY	LAP	VEHICLE
178	Paul BLOOMFIELD	2:02.537	14:15:30.980	2	Yamaha R6
178	Paul BLOOMFIELD	2:01.754	14:17:32.734	3	Yamaha R6
178	Paul BLOOMFIELD	2:01.380	14:19:34.114	4	Yamaha R6

Leader History

NO	NAME	FROM LAP	LAPS LED	DISTANCE	VEHICLE
178	Paul BLOOMFIELD	1	4	11.87 miles	Yamaha R6




BMCRC - MRO Championships 2024 - Rnd 6 @ Snetterton 300

DART MRO 600 inc Clubman 600 & GP2/EVO & Rookie 600

RACE 14 - GRID (5 Laps)

ROW 15		44	440 Elijah EVERTON	43	66 Mitch DUCRAN		
ROW 14	42	89 Bert ELLISON	41	165 Frank MONTINI	40	74 Tom VAUGHAN	
ROW 13		39	379 2:21.272 Jack Crowley MASON	38	181 2:18.476 Gary CROFT	37	13 2:16.015 Matthew BENTON
ROW 12	36	41 2:15.879 Tony PEACE	35	85 2:12.972 Jack WOLFF	34	75 2:11.740 Alex TUFNALL	
ROW 11		33	180 2:11.113 Oliver BROWN	32	2 2:10.295 Paul HOWDLE	31	122 2:09.932 James EGGINTON
ROW 10	30	998 2:08.849 Ben RYBICKI	29	888 2:08.574 Kirt ELLIOTT	28	129 2:08.108 Adrian FALINSKI	
ROW 9		27	101 2:07.983 Nick GUTHRIE	26	138 2:07.498 Paul COOMBS	25	84 2:06.393 George HIGGINS
ROW 8	24	94 2:05.817 Peter CANNONS	23	67 2:05.026 Edward ANSELL	22	26 2:04.747 Daniel PRESTON	
ROW 7		21	54 2:04.622 Jake ANDERTON	20	153 2:04.389 Aaron HICKMOTT	19	40 2:04.248 James LORD
ROW 6	18	115 2:03.472 Brian MAHER	17	28 2:02.933 Tom WALKER	16	39 2:02.634 Aaron MONK	
ROW 5		15	87 2:02.464 Ben DOOLAN	14	81 2:02.335 Fred MCMULLAN	13	116 2:01.879 Mark TURNER
ROW 4	12	178 2:01.380 Paul BLOOMFIELD	11	531 2:00.939 Jake KOURTI	10	44 2:00.196 James DUTTON	
ROW 3		9	169 2:00.175 Gareth CUNNINGHAM	8	48 1:59.887 Rhys FORREST	7	818 1:59.597 Alex BARKER
ROW 2	6	35 1:58.931 Kai DICKINSON	5	91 1:57.811 Sam HIRST	4	5 1:57.704 Luke MACRAE	
ROW 1		3	33 1:57.285 David LINDEMANN	2	3 1:56.909 Joey LAMBDEN	1	76 1:56.109 Anthony JOHNSON

Pole



These results are provisional until the conclusion of any judicial and technical matters.

Snetterton 300: 2.9689 miles

Clerk Of Course:	Stewards:	Timekeeper:	
		<i>Craig Smith</i>	

Results can be found at www.tsl-timing.com

Printed - 14:37 Saturday, 31 August 2024





BMCRC - MRO Championships 2024 - Rnd 6 @ Snetterton 300

DART MRO 600 inc Clubman 600 & GP2/EVO & Rookie 600

RACE 14 - CLASSIFICATION

Race Distance: 5 Laps / 14.84 miles

POS	NO	CL	PIC	NAME	ENTRY	LAPS	TIME	GAP	DIFF	MPH	BEST	ON	GRD	↑↓
1	76		1	Anthony JOHNSON	Yamaha R6 - INTA MOTORCYCLE SERVICES LTD	5	9:48.733			90.77	1:56.544	3	1	0
2	3		2	Joey LAMBDEN	Kawasaki 636 -	5	9:52.660	3.927	3.927	90.17	1:56.781	2	2	0
3	33	C	1	David LINDEMANN	Suzuki SV650 - Giraffe Decorators	5	9:55.842	7.109	3.182	89.68	1:57.245	3	3	0
4	91		3	Sam HIRST	Kawasaki ZX-636 - Team Valley Racing	5	9:57.511	8.778	1.669	89.43	1:57.851	4	5	1
5	5		4	Luke MACRAE	Triumph 765 - Bournephoto.co.uk	5	9:57.848	9.115	0.337	89.38	1:57.596	2	4	-1
6	35		5	Kai DICKINSON	Yamaha R6 - Dad	5	10:02.830	14.097	4.982	88.64	1:59.141	5	6	0
7	818		6	Alex BARKER	Yamaha R6 - Barker Woodrow LTD & SS5 Construction LTC	5	10:05.594	16.861	2.764	88.24	1:59.512	3	7	0
8	169		7	Gareth CUNNINGHAM	Yamaha R6 - Burnham cars ltd	5	10:10.638	21.905	5.044	87.51	2:00.431	2	9	1
9	531	C	2	Jake KOURTI	Yamaha R6 - Red Mist Ltd/ GK Tree Surgeons Ltd/JWG Mo	5	10:15.607	26.874	4.969	86.80	2:00.780	5	11	2
10	44		8	James DUTTON	Yamaha R6 - AMR Motorcycles	5	10:16.032	27.299	0.425	86.74	2:00.854	5	10	0
11	39	C	3	Aaron MONK	Kawasaki NINJA 636 - flyaspilfire.co.uk	5	10:16.460	27.727	0.428	86.68	2:00.740	5	16	5
12	81		9	Fred McMULLAN	Kawasaki ZX636 - Orwell Motorcycles ipswich	5	10:16.797	28.064	0.337	86.64	2:00.441	5	14	2
13	178	R600	1	Paul BLOOMFIELD	Yamaha R6 -	5	10:18.003	29.270	1.206	86.47	2:01.548	3	12	-1
14	116	C	4	Mark TURNER	Yamaha R6 -	5	10:18.555	29.822	0.552	86.39	2:01.473	5	13	-1
15	28	C	5	Tom WALKER	Yamaha R6 - TRW Racing	5	10:22.469	33.736	3.914	85.85	2:02.898	5	17	2
16	115	C	6	Brian MAHER	Yamaha R6 - Spraytech /Espresso Solutions	5	10:27.918	39.185	5.449	85.10	2:03.057	5	18	2
17	94	R600	2	Peter CANNONS	Kawasaki ZX6R -	5	10:29.724	40.991	1.806	84.86	2:03.708	5	24	7
18	67	C	7	Edward ANSELL	Triumph 675 - E a Ansell contractors	5	10:31.522	42.789	1.798	84.62	2:04.094	2	23	5
19	26	R600	3	Daniel PRESTON	Triumph 675R -	5	10:31.952	43.219	0.430	84.56	2:03.640	3	22	3
20	54	C	8	Jake ANDERTON	Yamaha R6 - Hunter Racing	5	10:35.173	46.440	3.221	84.13	2:05.247	2	21	1
21	138	R600	4	Paul COOMBS	Triumph 675R DAYTONA -	5	10:40.759	52.026	5.586	83.40	2:06.089	2	26	5
22	84	C	9	George HIGGINS	Yamaha R6 - Aztec Racing	5	10:40.890	52.157	0.131	83.38	2:05.656	2	25	3
23	101		10	Nick GUTHRIE	Honda CBR600 - Supreme installations	5	10:48.087	59.354	7.197	82.45	2:07.089	5	27	4
24	129	C	10	Adrian FALINSKI	Kawasaki ZX6R - ABLE Assist	5	10:48.604	59.871	0.517	82.39	2:06.450	3	28	4
25	888	R600	5	Kirt ELLIOTT	Yamaha R6 -	5	10:54.038	1:05.305	5.434	81.70	2:08.600	5	29	4
26	40	R600	6	James LORD	Triumph STREET TRIPPLE -	5	10:58.484	1:09.751	4.446	81.15	2:08.854	3	19	-7
27	122	R600	7	James EGGINTON	Kawasaki ZX6R - Advance Computer Services - www.ACS.c	5	11:01.748	1:13.015	3.264	80.75	2:10.271	4	31	4
28	998	R600	8	Ben RYBICKI	Yamaha R6 - Car events diamondbrite	5	11:01.886	1:13.153	0.138	80.73	2:08.918	5	30	2
29	2		11	Paul HOWDLE	Yamaha R6 -	5	11:04.977	1:16.244	3.091	80.36	2:09.083	4	32	3
30	75	R600	9	Alex TUFNALL	Kawasaki 636 -	5	11:10.203	1:21.470	5.226	79.73	2:11.236	4	34	4
31	180	R600	10	Oliver BROWN	Yamaha R6 -	5	11:11.792	1:23.059	1.589	79.54	2:09.689	2	33	2
32	85		12	Jack WOLFF	Kawasaki ZX636 -	5	11:13.417	1:24.684	1.625	79.35	2:12.165	2	35	3
33	89	R600	11	Bert ELLISON	Triumph DAYTONA 675R - Ma n pa prentice	5	11:29.767	1:41.034	16.350	77.47	2:14.513	5	42	9
34	13	R600	12	Matthew BENTON	Honda CBR600RR -	5	11:29.782	1:41.049	0.015	77.47	2:12.959	5	37	3
35	41	C	11	Tony PEACE	Yamaha R6 - Green Boilers and Heating	5	11:34.231	1:45.498	4.449	76.97	2:14.029	5	36	1
36	181	R600	13	Gary CROFT	Yamaha R6 - Jelly Creative & NR Racing	5	11:43.078	1:54.345	8.847	76.00	2:18.253	2	38	2
37	379	R600	14	Jack Crowley MASON	Triumph DAYTONA 675 R -	5	12:00.043	2:11.310	16.965	74.21	2:21.276	2	39	2

NOT CLASSIFIED

DNF	48	C		Rhys FORREST	Kawasaki 600 -	3	6:03.821	2 Laps	2 Laps	88.13	1:59.237	2	8
-----	----	---	--	--------------	----------------	---	----------	--------	--------	-------	----------	---	---

NOT STARTED

NS	153	R600		Aaron HICKMOTT	Kawasaki ZX6R - Me, Myself & I									20
----	-----	------	--	----------------	--------------------------------	--	--	--	--	--	--	--	--	----

FASTEST LAP

76				Anthony JOHNSON	Yamaha R6 - INTA MOTORCYCLE SERVICES LTD	3	1:56.544			91.70 mph	147.59 kph
33	C			David LINDEMANN	Suzuki SV650 - Giraffe Decorators	3	1:57.245			91.16 mph	146.70 kph
178	R600			Paul BLOOMFIELD	Yamaha R6 -	3	2:01.548			87.93 mph	141.51 kph

Comments:

Class - 92.5% of Race Speed = 83.96 mph
 Class C - 92.5% of Race Speed = 82.95 mph
 Class R600 - 92.5% of Race Speed = 79.98 mph

Weather / Track : Cloudy / Dry

Date: 31/08/2024 Start: 16:52 Finish: 17:02
 Snetterton 300: 2.9689 miles

These results are provisional until the conclusion of any judicial and technical matters.

Clerk Of Course:	Stewards:	Timekeeper:	<i>Craig Smith</i>	
------------------	-----------	-------------	--------------------	--

BMCRC - MRO Championships 2024 - Rnd 6 @ Snetterton 300

DART MRO 600 inc Clubman 600 & GP2/EVO & Rookie 600

RACE 14 - LAP CHART

LAP 1 @ 16:54:31.250			LAP 2 @ 16:56:27.857			LAP 3 @ 16:58:24.401			LAP 4 @ 17:00:20.947			LAP 5 @ 17:02:17.998		
NO	BEHIND	LAP TIME	NO	BEHIND	LAP TIME	NO	BEHIND	LAP TIME	NO	BEHIND	LAP TIME	NO	BEHIND	LAP TIME
76		2:01.985	76		1:56.607	76		1:56.544	76		1:56.546	76		1:57.051
5	1.790	2:03.775	3	2.037	1:56.781	3	2.838	1:57.345	3	3.495	1:57.203	3	3.927	1:57.483
3	1.863	2:03.848	5	2.779	1:57.596	5	4.989	1:58.754	33	6.761	1:57.968	33	7.109	1:57.399
91	2.662	2:04.647	33	4.638	1:58.316	33	5.339	1:57.245	5	7.639	1:59.196	91	8.778	1:57.896
33	2.929	2:04.914	91	4.667	1:58.612	91	6.628	1:58.505	91	7.933	1:57.851	5	9.115	1:58.527
48	3.075	2:05.060	48	5.705	1:59.237	48	8.685	1:59.524	35	12.007	1:59.348	35	14.097	1:59.141
35	3.792	2:05.777	35	6.434	1:59.249	35	9.205	1:59.315	818	14.018	1:59.987	818	16.861	1:59.894
818	4.077	2:06.062	818	7.609	2:00.139	818	10.577	1:59.512	169	17.550	2:01.275	169	21.905	2:01.406
169	5.013	2:06.998	169	8.837	2:00.431	169	12.821	2:00.528	531	23.145	2:01.433	531	26.874	2:00.780
531	6.320	2:08.305	531	12.523	2:02.810	531	18.258	2:02.279	44	23.496	2:01.557	44	27.299	2:00.854
116	6.797	2:08.782	44	13.362	2:02.031	44	18.485	2:01.667	39	24.038	2:01.455	39	27.727	2:00.740
28	7.823	2:09.808	116	13.402	2:03.212	178	18.940	2:01.548	178	24.391	2:01.997	81	28.064	2:00.441
44	7.938	2:09.923	39	13.863	2:01.980	39	19.129	2:01.810	81	24.674	2:01.342	178	29.270	2:01.930
39	8.490	2:10.475	178	13.936	2:01.946	81	19.878	2:01.856	116	25.400	2:01.485	116	29.822	2:01.473
178	8.597	2:10.582	28	14.473	2:03.257	116	20.461	2:03.603	28	27.889	2:03.129	28	33.736	2:02.898
81	8.771	2:10.756	81	14.566	2:02.402	28	21.306	2:03.377	115	33.179	2:03.682	115	39.185	2:03.057
115	9.775	2:11.760	115	18.095	2:04.927	115	26.043	2:04.492	94	34.334	2:04.175	94	40.991	2:03.708
54	10.083	2:12.068	54	18.723	2:05.247	94	26.705	2:04.370	67	35.083	2:04.159	67	42.789	2:04.757
94	11.221	2:13.206	94	18.879	2:04.265	67	27.470	2:04.847	26	36.608	2:04.476	26	43.219	2:03.662
67	11.680	2:13.665	67	19.167	2:04.094	54	28.475	2:06.296	54	37.868	2:05.939	54	46.440	2:05.623
138	13.146	2:15.131	26	21.582	2:04.735	26	28.678	2:03.640	138	42.395	2:06.251	138	52.026	2:06.682
26	13.454	2:15.439	138	22.628	2:06.089	138	32.690	2:06.606	84	42.562	2:06.200	84	52.157	2:06.646
84	13.829	2:15.814	84	22.878	2:05.656	84	32.908	2:06.574	101	49.316	2:07.683	101	59.354	2:07.089
101	15.658	2:17.643	101	27.013	2:07.962	101	38.179	2:07.710	129	50.179	2:07.991	129	59.871	2:06.743
888	16.223	2:18.208	888	28.617	2:09.001	129	38.734	2:06.450	888	53.756	2:09.526	888	1:05.305	2:08.600
129	16.529	2:18.514	129	28.828	2:08.906	888	40.776	2:08.703	40	56.834	2:10.294	40	1:09.751	2:09.968
122	17.564	2:19.549	40	30.776	2:09.572	40	43.086	2:08.854	122	59.492	2:10.271	122	1:13.015	2:10.574
40	17.811	2:19.796	122	31.526	2:10.569	122	45.767	2:10.785	998	1:01.286	2:09.906	998	1:13.153	2:08.918
85	19.242	2:21.227	85	34.800	2:12.165	998	47.926	2:09.472	2	1:03.327	2:09.083	2	1:16.244	2:09.968
998	20.008	2:21.993	998	34.998	2:11.597	2	50.790	2:11.577	75	1:05.987	2:11.236	75	1:21.470	2:12.534
75	20.205	2:22.190	75	35.702	2:12.104	85	51.127	2:12.871	85	1:08.498	2:13.917	180	1:23.059	2:11.092
2	20.606	2:22.591	2	35.757	2:11.758	75	51.297	2:12.139	180	1:09.018	2:13.665	85	1:24.684	2:13.237
180	24.415	2:26.400	180	37.497	2:09.689	180	51.899	2:10.946	89	1:23.572	2:14.703	89	1:41.034	2:14.513
181	26.297	2:28.282	89	46.925	2:15.995	89	1:05.415	2:15.034	13	1:25.141	2:13.894	13	1:41.049	2:12.959
13	27.321	2:29.306	181	47.943	2:18.253	13	1:07.793	2:15.579	41	1:28.520	2:14.531	41	1:45.498	2:14.029
89	27.537	2:29.522	41	48.323	2:17.107	181	1:10.236	2:18.837	181	1:32.928	2:19.238	181	1:54.345	2:18.468
41	27.823	2:29.808	13	48.758	2:18.044	41	1:10.535	2:18.756	379	1:45.331	2:21.743	379	2:11.310	2:23.030
379	30.391	2:32.376	379	55.060	2:21.276	379	1:20.134	2:21.618						

BMCRC - MRO Championships 2024 - Rnd 6 @ Snetterton 300

DART MRO 600 inc Clubman 600 & GP2/EVO & Rookie 600

RACE 14 - POSITION CHART

No	Name	Lap Pos	Lap				
			1	2	3	4	5
76	JOHNSON	1	76	76	76	76	76
3	LAMB DEN	2	5	3	3	3	3
33	LINDEMANN	3	3	5	5	33	33
5	MACRAE	4	91	33	33	5	91
91	HIRST	5	33	91	91	91	5
35	DICKINSON	6	48	48	48	35	35
818	BARKER	7	35	35	35	818	818
48	FORREST	8	818	818	818	169	169
169	CUNNINGHAM	9	169	169	169	531	531
44	DUTTON	10	531	531	531	44	44
531	KOURTI	11	116	44	44	39	39
178	BLOOMFIELD	12	28	116	178	178	81
116	TURNER	13	44	39	39	81	178
81	McMULLAN	14	39	178	81	116	116
39	MONK	15	178	28	116	28	28
28	WALKER	16	81	81	28	115	115
115	MAHER	17	115	115	115	94	94
40	LORD	18	54	54	94	67	67
153	HICKMOTT	19	94	94	67	26	26
54	ANDERTON	20	67	67	54	54	54
26	PRESTON	21	138	26	26	138	138
67	ANSELL	22	26	138	138	84	84
94	CANNONS	23	84	84	84	101	101
84	HIGGINS	24	101	101	101	129	129
138	COOMBS	25	888	888	129	888	888
101	GUTHRIE	26	129	129	888	40	40
129	FALINSKI	27	122	40	40	122	122
888	ELLIOTT	28	40	122	122	998	998
998	RYBICKI	29	85	85	998	2	2
122	EGGINTON	30	998	998	2	75	75
2	HOWDLE	31	75	75	85	85	180
180	BROWN	32	2	2	75	180	85
75	TUFNALL	33	180	180	180	89	89
85	WOLFF	34	181	89	89	13	13
41	PEACE	35	13	181	13	41	41
13	BENTON	36	89	41	181	181	181
181	CROFT	37	41	13	41	379	379
379	MASON	38	379	379	379		
89	ELLISON	39					

BMCRC - MRO Championships 2024 - Rnd 6 @ Snetterton 300

DART MRO 600 inc Clubman 600 & GP2/EVO & Rookie 600

RACE 14 - SECTOR ANALYSIS



SECTOR 1 = FL to I1, SECTOR 2 = I1 to FL, DIFF = Difference To Personal Best Lap, P = Crossed Finish Line in Pit Lane, D = Time Disallowed

P1 76		Anthony JOHNSON		Yamaha R6 - INTA MOTORCYCLE SERVICES LTD		
IDEAL LAP TIME : 1:56.422		BEST LAP TIME : 1:56.544		DIFFERENCE : 0.122		
LAP	SECTOR 1	SECTOR 2	LAP TIME	MPH	DIFF	TIME OF DAY
1 -		38.785	2:01.985	87.61	5.441	16:54:31.250
2 -	1:17.738	38.869	1:56.607 (3)	91.65	0.063	16:56:27.857
3 -	1:17.803	38.741	1:56.544 (1)	91.70		16:58:24.401
4 -	1:17.681	38.865	1:56.546 (2)	91.70	0.002	17:00:20.947
5 -	1:18.165	38.886	1:57.051	91.31	0.507	17:02:17.998

P2 3		Joey LAMBDEN		Kawasaki 636 -		
IDEAL LAP TIME : 1:56.781		BEST LAP TIME : 1:56.781		DIFFERENCE : 0.000		
LAP	SECTOR 1	SECTOR 2	LAP TIME	MPH	DIFF	TIME OF DAY
1 -		39.376	2:03.848	86.29	7.067	16:54:33.113
2 -	1:18.250	38.531	1:56.781 (1)	91.52		16:56:29.894
3 -	1:18.603	38.742	1:57.345 (3)	91.08	0.564	16:58:27.239
4 -	1:18.611	38.592	1:57.203 (2)	91.19	0.422	17:00:24.442
5 -	1:18.555	38.928	1:57.483	90.97	0.702	17:02:21.925

P3 33 C		David LINDEMANN		Suzuki SV650 - Giraffe Decorators		
IDEAL LAP TIME : 1:57.105		BEST LAP TIME : 1:57.245		DIFFERENCE : 0.140		
LAP	SECTOR 1	SECTOR 2	LAP TIME	MPH	DIFF	TIME OF DAY
1 -		39.463	2:04.914	85.56	7.669	16:54:34.179
2 -	1:19.147	39.169	1:58.316	90.33	1.071	16:56:32.495
3 -	1:18.611	38.634	1:57.245 (1)	91.16		16:58:29.740
4 -	1:19.043	38.925	1:57.968 (3)	90.60	0.723	17:00:27.708
5 -	1:18.471	38.928	1:57.399 (2)	91.04	0.154	17:02:25.107

P4 91		Sam HIRST		Kawasaki ZX-636 - Team Valley Racing		
IDEAL LAP TIME : 1:57.612		BEST LAP TIME : 1:57.851		DIFFERENCE : 0.239		
LAP	SECTOR 1	SECTOR 2	LAP TIME	MPH	DIFF	TIME OF DAY
1 -		39.568	2:04.647	85.74	6.796	16:54:33.912
2 -	1:19.009	39.603	1:58.612	90.10	0.761	16:56:32.524
3 -	1:19.265	39.240	1:58.505 (3)	90.19	0.654	16:58:31.029
4 -	1:18.778	39.073	1:57.851 (1)	90.69		17:00:28.880
5 -	1:19.062	38.834	1:57.896 (2)	90.65	0.045	17:02:26.776

P5 5		Luke MACRAE		Triumph 765 - Bournephoto.co.uk		
IDEAL LAP TIME : 1:57.445		BEST LAP TIME : 1:57.596		DIFFERENCE : 0.151		
LAP	SECTOR 1	SECTOR 2	LAP TIME	MPH	DIFF	TIME OF DAY
1 -		39.455	2:03.775	86.35	6.179	16:54:33.040
2 -	1:18.448	39.148	1:57.596 (1)	90.88		16:56:30.636
3 -	1:19.298	39.456	1:58.754 (3)	90.00	1.158	16:58:29.390
4 -	1:19.988	39.208	1:59.196	89.66	1.600	17:00:28.586
5 -	1:19.530	38.997	1:58.527 (2)	90.17	0.931	17:02:27.113

P6 35		Kai DICKINSON		Yamaha R6 - Dad		
IDEAL LAP TIME : 1:58.932		BEST LAP TIME : 1:59.141		DIFFERENCE : 0.209		
LAP	SECTOR 1	SECTOR 2	LAP TIME	MPH	DIFF	TIME OF DAY
1 -		39.761	2:05.777	84.97	6.636	16:54:35.042
2 -	1:19.737	39.512	1:59.249 (2)	89.62	0.108	16:56:34.291
3 -	1:19.499	39.816	1:59.315 (3)	89.57	0.174	16:58:33.606
4 -	1:19.851	39.497	1:59.348	89.55	0.207	17:00:32.954
5 -	1:19.435	39.706	1:59.141 (1)	89.70		17:02:32.095

BMCRC - MRO Championships 2024 - Rnd 6 @ Snetterton 300

DART MRO 600 inc Clubman 600 & GP2/EVO & Rookie 600

RACE 14 - SECTOR ANALYSIS



SECTOR 1 = FL to I1, SECTOR 2 = I1 to FL, DIFF = Difference To Personal Best Lap, P = Crossed Finish Line in Pit Lane, D = Time Disallowed

P7 818 Alex BARKER		Yamaha R6 - Barker Woodrow LTD & SS5 Construction LTD				
IDEAL LAP TIME : 1:59.512		BEST LAP TIME : 1:59.512		DIFFERENCE : 0.000		
LAP	SECTOR 1	SECTOR 2	LAP TIME	MPH	DIFF	TIME OF DAY
1 -		39.735	2:06.062	84.78	6.550	16:54:35.327
2 -	1:20.244	39.895	2:00.139	88.96	0.627	16:56:35.466
3 -	1:19.789	39.723	1:59.512 (1)	89.43		16:58:34.978
4 -	1:20.111	39.876	1:59.987 (3)	89.07	0.475	17:00:34.965
5 -	1:20.156	39.738	1:59.894 (2)	89.14	0.382	17:02:34.859

P8 169 Gareth CUNNINGHAM		Yamaha R6 - Burnham cars ltd				
IDEAL LAP TIME : 2:00.370		BEST LAP TIME : 2:00.431		DIFFERENCE : 0.061		
LAP	SECTOR 1	SECTOR 2	LAP TIME	MPH	DIFF	TIME OF DAY
1 -		40.240	2:06.998	84.15	6.567	16:54:36.263
2 -	1:20.166	40.265	2:00.431 (1)	88.74		16:56:36.694
3 -	1:20.324	40.204	2:00.528 (2)	88.67	0.097	16:58:37.222
4 -	1:20.564	40.711	2:01.275 (3)	88.13	0.844	17:00:38.497
5 -	1:20.772	40.634	2:01.406	88.03	0.975	17:02:39.903

P9 531 C Jake KOURTI		Yamaha R6 - Red Mist Ltd/ GK Tree Surgeons Ltd/JWG Motorc				
IDEAL LAP TIME : 2:00.780		BEST LAP TIME : 2:00.780		DIFFERENCE : 0.000		
LAP	SECTOR 1	SECTOR 2	LAP TIME	MPH	DIFF	TIME OF DAY
1 -		40.743	2:08.305	83.30	7.525	16:54:37.570
2 -	1:22.091	40.719	2:02.810	87.02	2.030	16:56:40.380
3 -	1:21.583	40.696	2:02.279 (3)	87.40	1.499	16:58:42.659
4 -	1:21.186	40.247	2:01.433 (2)	88.01	0.653	17:00:44.092
5 -	1:20.816	39.964	2:00.780 (1)	88.49		17:02:44.872

P10 44 James DUTTON		Yamaha R6 - AMR Motorcycles				
IDEAL LAP TIME : 2:00.854		BEST LAP TIME : 2:00.854		DIFFERENCE : 0.000		
LAP	SECTOR 1	SECTOR 2	LAP TIME	MPH	DIFF	TIME OF DAY
1 -		40.606	2:09.923	82.26	9.069	16:54:39.188
2 -	1:21.139	40.892	2:02.031	87.58	1.177	16:56:41.219
3 -	1:21.252	40.415	2:01.667 (3)	87.84	0.813	16:58:42.886
4 -	1:21.268	40.289	2:01.557 (2)	87.92	0.703	17:00:44.443
5 -	1:20.828	40.026	2:00.854 (1)	88.43		17:02:45.297

P11 39 C Aaron MONK		Kawasaki NINJA 636 - flyaspitfire.co.uk				
IDEAL LAP TIME : 2:00.740		BEST LAP TIME : 2:00.740		DIFFERENCE : 0.000		
LAP	SECTOR 1	SECTOR 2	LAP TIME	MPH	DIFF	TIME OF DAY
1 -		41.222	2:10.475	81.91	9.735	16:54:39.740
2 -	1:21.457	40.523	2:01.980	87.62	1.240	16:56:41.720
3 -	1:21.204	40.606	2:01.810 (3)	87.74	1.070	16:58:43.530
4 -	1:21.182	40.273	2:01.455 (2)	88.00	0.715	17:00:44.985
5 -	1:20.467	40.273	2:00.740 (1)	88.52		17:02:45.725

P12 81 Fred McMULLAN		Kawasaki ZX636 - Orwell Motorcycles ipswich				
IDEAL LAP TIME : 2:00.441		BEST LAP TIME : 2:00.441		DIFFERENCE : 0.000		
LAP	SECTOR 1	SECTOR 2	LAP TIME	MPH	DIFF	TIME OF DAY
1 -		41.102	2:10.756	81.74	10.315	16:54:40.021
2 -	1:21.790	40.612	2:02.402	87.31	1.961	16:56:42.423
3 -	1:21.567	40.289	2:01.856 (3)	87.71	1.415	16:58:44.279
4 -	1:20.895	40.447	2:01.342 (2)	88.08	0.901	17:00:45.621
5 -	1:20.621	39.820	2:00.441 (1)	88.74		17:02:46.062

BMCRC - MRO Championships 2024 - Rnd 6 @ Snetterton 300

DART MRO 600 inc Clubman 600 & GP2/EVO & Rookie 600

RACE 14 - SECTOR ANALYSIS



SECTOR 1 = FL to I1, SECTOR 2 = I1 to FL, DIFF = Difference To Personal Best Lap, P = Crossed Finish Line in Pit Lane, D = Time Disallowed

P13 178 R600 Paul BLOOMFIELD		Yamaha R6 -				
IDEAL LAP TIME : 2:01.200		BEST LAP TIME : 2:01.548		DIFFERENCE : 0.348		
LAP	SECTOR 1	SECTOR 2	LAP TIME	MPH	DIFF	TIME OF DAY
1 -		40.942	2:10.582	81.84	9.034	16:54:39.847
2 -	1:21.250	40.696	2:01.946 (3)	87.64	0.398	16:56:41.793
3 -	1:21.055	40.493	2:01.548 (1)	87.93		16:58:43.341
4 -	1:21.471	40.526	2:01.997	87.60	0.449	17:00:45.338
5 -	1:21.785	40.145	2:01.930 (2)	87.65	0.382	17:02:47.268

P14 116 C Mark TURNER		Yamaha R6 -				
IDEAL LAP TIME : 2:01.399		BEST LAP TIME : 2:01.473		DIFFERENCE : 0.074		
LAP	SECTOR 1	SECTOR 2	LAP TIME	MPH	DIFF	TIME OF DAY
1 -		40.871	2:08.782	82.99	7.309	16:54:38.047
2 -	1:22.081	41.131	2:03.212 (3)	86.74	1.739	16:56:41.259
3 -	1:22.861	40.742	2:03.603	86.47	2.130	16:58:44.862
4 -	1:20.993	40.492	2:01.485 (2)	87.97	0.012	17:00:46.347
5 -	1:20.907	40.566	2:01.473 (1)	87.98		17:02:47.820

P15 28 C Tom WALKER		Yamaha R6 - TRW Racing				
IDEAL LAP TIME : 2:02.682		BEST LAP TIME : 2:02.898		DIFFERENCE : 0.216		
LAP	SECTOR 1	SECTOR 2	LAP TIME	MPH	DIFF	TIME OF DAY
1 -		40.786	2:09.808	82.33	6.910	16:54:39.073
2 -	1:22.059	41.198	2:03.257 (3)	86.71	0.359	16:56:42.330
3 -	1:22.447	40.930	2:03.377	86.62	0.479	16:58:45.707
4 -	1:21.896	41.233	2:03.129 (2)	86.80	0.231	17:00:48.836
5 -	1:21.961	40.937	2:02.898 (1)	86.96		17:02:51.734

P16 115 C Brian MAHER		Yamaha R6 - Spraytech /Espresso Solutions				
IDEAL LAP TIME : 2:03.057		BEST LAP TIME : 2:03.057		DIFFERENCE : 0.000		
LAP	SECTOR 1	SECTOR 2	LAP TIME	MPH	DIFF	TIME OF DAY
1 -		41.362	2:11.760	81.11	8.703	16:54:41.025
2 -	1:23.640	41.287	2:04.927	85.55	1.870	16:56:45.952
3 -	1:22.722	41.770	2:04.492 (3)	85.85	1.435	16:58:50.444
4 -	1:22.470	41.212	2:03.682 (2)	86.41	0.625	17:00:54.126
5 -	1:21.969	41.088	2:03.057 (1)	86.85		17:02:57.183

P17 94 R600 Peter CANNONS		Kawazaki ZX6R -				
IDEAL LAP TIME : 2:03.606		BEST LAP TIME : 2:03.708		DIFFERENCE : 0.102		
LAP	SECTOR 1	SECTOR 2	LAP TIME	MPH	DIFF	TIME OF DAY
1 -		41.608	2:13.206	80.23	9.498	16:54:42.471
2 -	1:22.596	41.669	2:04.265 (3)	86.01	0.557	16:56:46.736
3 -	1:22.606	41.764	2:04.370	85.93	0.662	16:58:51.106
4 -	1:22.391	41.784	2:04.175 (2)	86.07	0.467	17:00:55.281
5 -	1:21.998	41.710	2:03.708 (1)	86.39		17:02:58.989

P18 67 C Edward ANSELL		Triumph 675 - E a Ansell contractors				
IDEAL LAP TIME : 2:03.506		BEST LAP TIME : 2:04.094		DIFFERENCE : 0.588		
LAP	SECTOR 1	SECTOR 2	LAP TIME	MPH	DIFF	TIME OF DAY
1 -		41.108	2:13.665	79.96	9.571	16:54:42.930
2 -	1:22.503	41.591	2:04.094 (1)	86.12		16:56:47.024
3 -	1:23.521	41.326	2:04.847	85.60	0.753	16:58:51.871
4 -	1:22.398	41.761	2:04.159 (2)	86.08	0.065	17:00:56.030
5 -	1:23.017	41.740	2:04.757 (3)	85.67	0.663	17:03:00.787

BMCRC - MRO Championships 2024 - Rnd 6 @ Snetterton 300

DART MRO 600 inc Clubman 600 & GP2/EVO & Rookie 600

RACE 14 - SECTOR ANALYSIS



SECTOR 1 = FL to I1, SECTOR 2 = I1 to FL, DIFF = Difference To Personal Best Lap, P = Crossed Finish Line in Pit Lane, D = Time Disallowed

P19 26 R600 Daniel PRESTON		Triumph 675R -				
IDEAL LAP TIME : 2:03.341		BEST LAP TIME : 2:03.640				
		DIFFERENCE : 0.299				
LAP	SECTOR 1	SECTOR 2	LAP TIME	MPH	DIFF	TIME OF DAY
1 -		42.202	2:15.439	78.91	11.799	16:54:44.704
2 -	1:23.118	41.617	2:04.735	85.68	1.095	16:56:49.439
3 -	1:22.422	41.218	2:03.640 (1)	86.44		16:58:53.079
4 -	1:23.215	41.261	2:04.476 (3)	85.86	0.836	17:00:57.555
5 -	1:22.123	41.539	2:03.662 (2)	86.42	0.022	17:03:01.217

P20 54 C Jake ANDERTON		Yamaha R6 - Hunter Racing				
IDEAL LAP TIME : 2:04.192		BEST LAP TIME : 2:05.247				
		DIFFERENCE : 1.055				
LAP	SECTOR 1	SECTOR 2	LAP TIME	MPH	DIFF	TIME OF DAY
1 -		40.961	2:12.068	80.92	6.821	16:54:41.333
2 -	1:23.231	42.016	2:05.247 (1)	85.33		16:56:46.580
3 -	1:23.972	42.324	2:06.296	84.62	1.049	16:58:52.876
4 -	1:23.993	41.946	2:05.939 (3)	84.86	0.692	17:00:58.815
5 -	1:24.093	41.530	2:05.623 (2)	85.08	0.376	17:03:04.438

P21 138 R600 Paul COOMBS		Triumph 675R DAYTONA -				
IDEAL LAP TIME : 2:05.454		BEST LAP TIME : 2:06.089				
		DIFFERENCE : 0.635				
LAP	SECTOR 1	SECTOR 2	LAP TIME	MPH	DIFF	TIME OF DAY
1 -		41.899	2:15.131	79.09	9.042	16:54:44.396
2 -	1:23.843	42.246	2:06.089 (1)	84.76		16:56:50.485
3 -	1:24.314	42.292	2:06.606 (3)	84.42	0.517	16:58:57.091
4 -	1:23.555	42.696	2:06.251 (2)	84.65	0.162	17:01:03.342
5 -	1:24.060	42.622	2:06.682	84.36	0.593	17:03:10.024

P22 84 C George HIGGINS		Yamaha R6 - Aztec Racing				
IDEAL LAP TIME : 2:05.439		BEST LAP TIME : 2:05.656				
		DIFFERENCE : 0.217				
LAP	SECTOR 1	SECTOR 2	LAP TIME	MPH	DIFF	TIME OF DAY
1 -		41.984	2:15.814	78.69	10.158	16:54:45.079
2 -	1:23.455	42.201	2:05.656 (1)	85.05		16:56:50.735
3 -	1:24.353	42.221	2:06.574 (3)	84.44	0.918	16:58:57.309
4 -	1:23.733	42.467	2:06.200 (2)	84.69	0.544	17:01:03.509
5 -	1:24.043	42.603	2:06.646	84.39	0.990	17:03:10.155

P23 101 Nick GUTHRIE		Honda CBR600 - Supreme installations				
IDEAL LAP TIME : 2:06.991		BEST LAP TIME : 2:07.089				
		DIFFERENCE : 0.098				
LAP	SECTOR 1	SECTOR 2	LAP TIME	MPH	DIFF	TIME OF DAY
1 -		42.697	2:17.643	77.65	10.554	16:54:46.908
2 -	1:24.771	43.191	2:07.962	83.52	0.873	16:56:54.870
3 -	1:25.415	42.295	2:07.710 (3)	83.69	0.621	16:59:02.580
4 -	1:25.316	42.367	2:07.683 (2)	83.70	0.594	17:01:10.263
5 -	1:24.869	42.220	2:07.089 (1)	84.09		17:03:17.352

P24 129 C Adrian FALINSKI		Kawasaki ZX6R - ABLE Assist				
IDEAL LAP TIME : 2:06.381		BEST LAP TIME : 2:06.450				
		DIFFERENCE : 0.069				
LAP	SECTOR 1	SECTOR 2	LAP TIME	MPH	DIFF	TIME OF DAY
1 -		42.948	2:18.514	77.16	12.064	16:54:47.779
2 -	1:25.815	43.091	2:08.906	82.91	2.456	16:56:56.685
3 -	1:24.390	42.060	2:06.450 (1)	84.52		16:59:03.135
4 -	1:25.103	42.888	2:07.991 (3)	83.50	1.541	17:01:11.126
5 -	1:24.321	42.422	2:06.743 (2)	84.32	0.293	17:03:17.869

BMCRC - MRO Championships 2024 - Rnd 6 @ Snetterton 300

DART MRO 600 inc Clubman 600 & GP2/EVO & Rookie 600

RACE 14 - SECTOR ANALYSIS



SECTOR 1 = FL to I1, SECTOR 2 = I1 to FL, DIFF = Difference To Personal Best Lap, P = Crossed Finish Line in Pit Lane, D = Time Disallowed

P25 888 R600 Kirt ELLIOTT		Yamaha R6 -				
IDEAL LAP TIME : 2:08.600		BEST LAP TIME : 2:08.600		DIFFERENCE : 0.000		
LAP	SECTOR 1	SECTOR 2	LAP TIME	MPH	DIFF	TIME OF DAY
1 -		42.920	2:18.208	77.33	9.608	16:54:47.473
2 -	1:26.131	42.870	2:09.001 (3)	82.85	0.401	16:56:56.474
3 -	1:25.820	42.883	2:08.703 (2)	83.04	0.103	16:59:05.177
4 -	1:26.162	43.364	2:09.526	82.51	0.926	17:01:14.703
5 -	1:25.818	42.782	2:08.600 (1)	83.11		17:03:23.303

P26 40 R600 James LORD		Triumph STREET TRIPPLE -				
IDEAL LAP TIME : 2:08.604		BEST LAP TIME : 2:08.854		DIFFERENCE : 0.250		
LAP	SECTOR 1	SECTOR 2	LAP TIME	MPH	DIFF	TIME OF DAY
1 -		42.986	2:19.796	76.45	10.942	16:54:49.061
2 -	1:26.150	43.422	2:09.572 (2)	82.48	0.718	16:56:58.633
3 -	1:25.618	43.236	2:08.854 (1)	82.94		16:59:07.487
4 -	1:26.456	43.838	2:10.294	82.03	1.440	17:01:17.781
5 -	1:26.481	43.487	2:09.968 (3)	82.23	1.114	17:03:27.749

P27 122 R600 James EGGINTON		Kawasaki ZX6R - Advance Computer Services - www.ACS.co.uk				
IDEAL LAP TIME : 2:10.271		BEST LAP TIME : 2:10.271		DIFFERENCE : 0.000		
LAP	SECTOR 1	SECTOR 2	LAP TIME	MPH	DIFF	TIME OF DAY
1 -		43.666	2:19.549	76.59	9.278	16:54:48.814
2 -	1:26.972	43.597	2:10.569 (2)	81.85	0.298	16:56:59.383
3 -	1:27.006	43.779	2:10.785	81.72	0.514	16:59:10.168
4 -	1:26.727	43.544	2:10.271 (1)	82.04		17:01:20.439
5 -	1:26.867	43.707	2:10.574 (3)	81.85	0.303	17:03:31.013

P28 998 R600 Ben RYBICKI		Yamaha R6 - Car events diamondbrite				
IDEAL LAP TIME : 2:08.540		BEST LAP TIME : 2:08.918		DIFFERENCE : 0.378		
LAP	SECTOR 1	SECTOR 2	LAP TIME	MPH	DIFF	TIME OF DAY
1 -		43.795	2:21.993	75.27	13.075	16:54:51.258
2 -	1:26.965	44.632	2:11.597	81.21	2.679	16:57:02.855
3 -	1:26.288	43.184	2:09.472 (2)	82.55	0.554	16:59:12.327
4 -	1:25.537	44.369	2:09.906 (3)	82.27	0.988	17:01:22.233
5 -	1:25.356	43.562	2:08.918 (1)	82.90		17:03:31.151

P29 2 Paul HOWDLE		Yamaha R6 -				
IDEAL LAP TIME : 2:09.083		BEST LAP TIME : 2:09.083		DIFFERENCE : 0.000		
LAP	SECTOR 1	SECTOR 2	LAP TIME	MPH	DIFF	TIME OF DAY
1 -		43.983	2:22.591	74.95	13.508	16:54:51.856
2 -	1:27.073	44.685	2:11.758	81.11	2.675	16:57:03.614
3 -	1:27.425	44.152	2:11.577 (3)	81.23	2.494	16:59:15.191
4 -	1:25.534	43.549	2:09.083 (1)	82.80		17:01:24.274
5 -	1:26.241	43.727	2:09.968 (2)	82.23	0.885	17:03:34.242

P30 75 R600 Alex TUFNALL		Kawasaki 636 -				
IDEAL LAP TIME : 2:11.232		BEST LAP TIME : 2:11.236		DIFFERENCE : 0.004		
LAP	SECTOR 1	SECTOR 2	LAP TIME	MPH	DIFF	TIME OF DAY
1 -		44.839	2:22.190	75.16	10.954	16:54:51.455
2 -	1:27.015	45.089	2:12.104 (2)	80.90	0.868	16:57:03.559
3 -	1:27.806	44.333	2:12.139 (3)	80.88	0.903	16:59:15.698
4 -	1:27.019	44.217	2:11.236 (1)	81.44		17:01:26.934
5 -	1:27.683	44.851	2:12.534	80.64	1.298	17:03:39.468

BMCRC - MRO Championships 2024 - Rnd 6 @ Snetterton 300

DART MRO 600 inc Clubman 600 & GP2/EVO & Rookie 600

RACE 14 - SECTOR ANALYSIS



SECTOR 1 = FL to I1, SECTOR 2 = I1 to FL, DIFF = Difference To Personal Best Lap, P = Crossed Finish Line in Pit Lane, D = Time Disallowed

P31 180 R600 Oliver BROWN		Yamaha R6 -				
IDEAL LAP TIME : 2:09.689		BEST LAP TIME : 2:09.689		DIFFERENCE : 0.000		
LAP	SECTOR 1	SECTOR 2	LAP TIME	MPH	DIFF	TIME OF DAY
1 -		43.964	2:26.400	73.00	16.711	16:54:55.665
2 -	1:26.242	43.447	2:09.689 (1)	82.41		16:57:05.354
3 -	1:27.029	43.917	2:10.946 (2)	81.62	1.257	16:59:16.300
4 -	1:28.466	45.199	2:13.665	79.96	3.976	17:01:29.965
5 -	1:27.090	44.002	2:11.092 (3)	81.53	1.403	17:03:41.057

P32 85 Jack WOLFF		Kawasaki ZX636 -				
IDEAL LAP TIME : 2:11.621		BEST LAP TIME : 2:12.165		DIFFERENCE : 0.544		
LAP	SECTOR 1	SECTOR 2	LAP TIME	MPH	DIFF	TIME OF DAY
1 -		44.073	2:21.227	75.68	9.062	16:54:50.492
2 -	1:27.548	44.617	2:12.165 (1)	80.86		16:57:02.657
3 -	1:28.106	44.765	2:12.871 (2)	80.43	0.706	16:59:15.528
4 -	1:28.646	45.271	2:13.917	79.81	1.752	17:01:29.445
5 -	1:28.479	44.758	2:13.237 (3)	80.21	1.072	17:03:42.682

P33 89 R600 Bert ELLISON		Triumph DAYTONA 675R - Ma n pa prentice				
IDEAL LAP TIME : 2:13.848		BEST LAP TIME : 2:14.513		DIFFERENCE : 0.665		
LAP	SECTOR 1	SECTOR 2	LAP TIME	MPH	DIFF	TIME OF DAY
1 -		46.229	2:29.522	71.48	15.009	16:54:58.787
2 -	1:30.303	45.692	2:15.995	78.59	1.482	16:57:14.782
3 -	1:29.497	45.537	2:15.034 (3)	79.15	0.521	16:59:29.816
4 -	1:28.490	46.213	2:14.703 (2)	79.34	0.190	17:01:44.519
5 -	1:29.155	45.358	2:14.513 (1)	79.45		17:03:59.032

P34 13 R600 Matthew BENTON		Honda CBR600RR -				
IDEAL LAP TIME : 2:12.959		BEST LAP TIME : 2:12.959		DIFFERENCE : 0.000		
LAP	SECTOR 1	SECTOR 2	LAP TIME	MPH	DIFF	TIME OF DAY
1 -		45.414	2:29.306	71.58	16.347	16:54:58.571
2 -	1:31.639	46.405	2:18.044	77.42	5.085	16:57:16.615
3 -	1:30.151	45.428	2:15.579 (3)	78.83	2.620	16:59:32.194
4 -	1:28.665	45.229	2:13.894 (2)	79.82	0.935	17:01:46.088
5 -	1:27.928	45.031	2:12.959 (1)	80.38		17:03:59.047

P35 41 C Tony PEACE		Yamaha R6 - Green Boilers and Heating				
IDEAL LAP TIME : 2:14.029		BEST LAP TIME : 2:14.029		DIFFERENCE : 0.000		
LAP	SECTOR 1	SECTOR 2	LAP TIME	MPH	DIFF	TIME OF DAY
1 -		46.420	2:29.808	71.34	15.779	16:54:59.073
2 -	1:31.100	46.007	2:17.107 (3)	77.95	3.078	16:57:16.180
3 -	1:32.424	46.332	2:18.756	77.02	4.727	16:59:34.936
4 -	1:29.343	45.188	2:14.531 (2)	79.44	0.502	17:01:49.467
5 -	1:29.080	44.949	2:14.029 (1)	79.74		17:04:03.496

P36 181 R600 Gary CROFT		Yamaha R6 - Jelly Creative & NR Racing				
IDEAL LAP TIME : 2:17.872		BEST LAP TIME : 2:18.253		DIFFERENCE : 0.381		
LAP	SECTOR 1	SECTOR 2	LAP TIME	MPH	DIFF	TIME OF DAY
1 -		45.650	2:28.282	72.07	10.029	16:54:57.547
2 -	1:32.222	46.031	2:18.253 (1)	77.30		16:57:15.800
3 -	1:32.479	46.358	2:18.837 (3)	76.98	0.584	16:59:34.637
4 -	1:33.116	46.122	2:19.238	76.76	0.985	17:01:53.875
5 -	1:32.412	46.056	2:18.468 (2)	77.18	0.215	17:04:12.343

BMCRC - MRO Championships 2024 - Rnd 6 @ Snetterton 300

DART MRO 600 inc Clubman 600 & GP2/EVO & Rookie 600

RACE 14 - SECTOR ANALYSIS



SECTOR 1 = FL to I1, SECTOR 2 = I1 to FL, DIFF = Difference To Personal Best Lap, P = Crossed Finish Line in Pit Lane, D = Time Disallowed

P37	379 R600	Jack Crowley MASON	Triumph DAYTONA 675 R -			
IDEAL LAP TIME : 2:21.131		BEST LAP TIME : 2:21.276	DIFFERENCE : 0.145			

LAP	SECTOR 1	SECTOR 2	LAP TIME	MPH	DIFF	TIME OF DAY
1 -		48.447	2:32.376	70.14	11.100	16:55:01.641
2 -	1:34.181	47.095	2:21.276 (1)	75.65		16:57:22.917
3 -	1:34.346	47.272	2:21.618 (2)	75.47	0.342	16:59:44.535
4 -	1:34.793	46.950	2:21.743 (3)	75.40	0.467	17:02:06.278
5 -	1:35.456	47.574	2:23.030	74.72	1.754	17:04:29.308

P38	48 C	Rhys FORREST	Kawasaki 600 -			
IDEAL LAP TIME : 1:59.177		BEST LAP TIME : 1:59.237	DIFFERENCE : 0.060			

LAP	SECTOR 1	SECTOR 2	LAP TIME	MPH	DIFF	TIME OF DAY
1 -		39.324	2:05.060	85.46	5.823	16:54:34.325
2 -	1:19.853	39.384	1:59.237 (1)	89.63		16:56:33.562
3 -	1:20.096	39.428	1:59.524 (2)	89.42	0.287	16:58:33.086

BMCRC - MRO Championships 2024 - Rnd 6 @ Snetterton 300

DART MRO 600 inc Clubman 600 & GP2/EVO & Rookie 600

RACE 14 - BEST SECTORS

SECTOR 1				SECTOR 2				IDEAL / BEST COMPARISON				
POS	NO	NAME	TIME	NO	NAME	TIME	POS	NO	NAME	IDEAL	BEST	DIFF
									PERFECT LAP	1:56.212		
1	76	JOHNSON	1:17.681	3	LAMBDEN	38.531	1	76	JOHNSON	1:56.422	1:56.544	0.122
2	3	LAMBDEN	1:18.250	33	LINDEMANN	38.634	2	3	LAMBDEN	1:56.781	1:56.781	0.000
3	5	MACRAE	1:18.448	76	JOHNSON	38.741	3	33	LINDEMANN	1:57.105	1:57.245	0.140
4	33	LINDEMANN	1:18.471	91	HIRST	38.834	4	5	MACRAE	1:57.445	1:57.596	0.151
5	91	HIRST	1:18.778	5	MACRAE	38.997	5	91	HIRST	1:57.612	1:57.851	0.239
6	35	DICKINSON	1:19.435	48	FORREST	39.324	6	35	DICKINSON	1:58.932	1:59.141	0.209
7	818	BARKER	1:19.789	35	DICKINSON	39.497	7	48	FORREST	1:59.177	1:59.237	0.060
8	48	FORREST	1:19.853	818	BARKER	39.723	8	818	BARKER	1:59.512	1:59.512	0.000
9	169	CUNNINGHAM	1:20.166	81	McMULLAN	39.820	9	169	CUNNINGHAM	2:00.370	2:00.431	0.061
10	39	MONK	1:20.467	531	KOURTI	39.964	10	81	McMULLAN	2:00.441	2:00.441	0.000
11	81	McMULLAN	1:20.621	44	DUTTON	40.026	11	39	MONK	2:00.740	2:00.740	0.000
12	531	KOURTI	1:20.816	178	BLOOMFIELD	40.145	12	531	KOURTI	2:00.780	2:00.780	0.000
13	44	DUTTON	1:20.828	169	CUNNINGHAM	40.204	13	44	DUTTON	2:00.854	2:00.854	0.000
14	116	TURNER	1:20.907	39	MONK	40.273	14	178	BLOOMFIELD	2:01.200	2:01.548	0.348
15	178	BLOOMFIELD	1:21.055	116	TURNER	40.492	15	116	TURNER	2:01.399	2:01.473	0.074
16	28	WALKER	1:21.896	28	WALKER	40.786	16	28	WALKER	2:02.682	2:02.898	0.216
17	115	MAHER	1:21.969	54	ANDERTON	40.961	17	115	MAHER	2:03.057	2:03.057	0.000
18	94	CANNONS	1:21.998	115	MAHER	41.088	18	26	PRESTON	2:03.341	2:03.640	0.299
19	26	PRESTON	1:22.123	67	ANSELL	41.108	19	67	ANSELL	2:03.506	2:04.094	0.588
20	67	ANSELL	1:22.398	26	PRESTON	41.218	20	94	CANNONS	2:03.606	2:03.708	0.102
21	54	ANDERTON	1:23.231	94	CANNONS	41.608	21	54	ANDERTON	2:04.192	2:05.247	1.055
22	84	HIGGINS	1:23.455	138	COOMBS	41.899	22	84	HIGGINS	2:05.439	2:05.656	0.217
23	138	COOMBS	1:23.555	84	HIGGINS	41.984	23	138	COOMBS	2:05.454	2:06.089	0.635
24	129	FALINSKI	1:24.321	129	FALINSKI	42.060	24	129	FALINSKI	2:06.381	2:06.450	0.069
25	101	GUTHRIE	1:24.771	101	GUTHRIE	42.220	25	101	GUTHRIE	2:06.991	2:07.089	0.098
26	998	RYBICKI	1:25.356	888	ELLIOTT	42.782	26	998	RYBICKI	2:08.540	2:08.918	0.378
27	2	HOWDLE	1:25.534	40	LORD	42.986	27	888	ELLIOTT	2:08.600	2:08.600	0.000
28	40	LORD	1:25.618	998	RYBICKI	43.184	28	40	LORD	2:08.604	2:08.854	0.250
29	888	ELLIOTT	1:25.818	180	BROWN	43.447	29	2	HOWDLE	2:09.083	2:09.083	0.000
30	180	BROWN	1:26.242	122	EGGINTON	43.544	30	180	BROWN	2:09.689	2:09.689	0.000
31	122	EGGINTON	1:26.727	2	HOWDLE	43.549	31	122	EGGINTON	2:10.271	2:10.271	0.000
32	75	TUFNALL	1:27.015	85	WOLFF	44.073	32	75	TUFNALL	2:11.232	2:11.236	0.004
33	85	WOLFF	1:27.548	75	TUFNALL	44.217	33	85	WOLFF	2:11.621	2:12.165	0.544
34	13	BENTON	1:27.928	41	PEACE	44.949	34	13	BENTON	2:12.959	2:12.959	0.000
35	89	ELLISON	1:28.490	13	BENTON	45.031	35	89	ELLISON	2:13.848	2:14.513	0.665
36	41	PEACE	1:29.080	89	ELLISON	45.358	36	41	PEACE	2:14.029	2:14.029	0.000
37	181	CROFT	1:32.222	181	CROFT	45.650	37	181	CROFT	2:17.872	2:18.253	0.381
38	379	MASON	1:34.181	379	MASON	46.950	38	379	MASON	2:21.131	2:21.276	0.145

BMCRC - MRO Championships 2024 - Rnd 6 @ Snetterton 300

DART MRO 600 inc Clubman 600 & GP2/EVO & Rookie 600

RACE 14 - STATISTICS

Competitors Started 38
Planned Start 2024-08-31 @ 16:40:00.000
Actual Start 2024-08-31 @ 16:52:29.265
Finish Time 2024-08-31 @ 17:02:17.997
Track Length 2.9689mi.
Total Laps 188
Total Distance Covered 558.1553mi.

Session Fastest Lap History

NO	CL	NAME	LAP TIME	TIME OF DAY	LAP	VEHICLE
76		Anthony JOHNSON	1:56.607	16:56:27.864	2	Yamaha R6
76		Anthony JOHNSON	1:56.544	16:58:24.406	3	Yamaha R6

Session Leader History

NO	CL	NAME	FROM LAP	LAPS LED	DISTANCE	VEHICLE
76		Anthony JOHNSON	1	5	14.84 miles	Yamaha R6

Flag History

TYPE	TIME OF DAY
GREEN	16:52:29.265
FINISH	17:02:17.997

Flag Statistics

TYPE	COUNT	TOTAL LAPS	TOTAL TIME
Green	1	5	12:24.130
Red	0	0	0.000
Safety Car	0	0	0.000
FCY	0	0	0.000

BMCRC - MRO Championships 2024 - Rnd 6 @ Snetterton 300

DART MRO 600 inc Clubman 600 & GP2/EVO & Rookie 600

RACE 14 - STATISTICS

CLASS :

12 Starters

Fastest Lap History

NO	NAME	LAP TIME	TIME OF DAY	LAP	VEHICLE
76	Anthony JOHNSON	1:56.607	16:56:27.864	2	Yamaha R6
76	Anthony JOHNSON	1:56.544	16:58:24.406	3	Yamaha R6

Leader History

NO	NAME	FROM LAP	LAPS LED	DISTANCE	VEHICLE
76	Anthony JOHNSON	1	5	14.84 miles	Yamaha R6

BMCRC - MRO Championships 2024 - Rnd 6 @ Snetterton 300

DART MRO 600 inc Clubman 600 & GP2/EVO & Rookie 600

RACE 14 - STATISTICS

CLASS : C

12 Starters

Fastest Lap History

NO	NAME	LAP TIME	TIME OF DAY	LAP	VEHICLE
33	David LINDEMANN	1:58.316	16:56:32.513	2	Suzuki SV650
33	David LINDEMANN	1:57.245	16:58:29.757	3	Suzuki SV650

Leader History

NO	NAME	FROM LAP	LAPS LED	DISTANCE	VEHICLE
33	David LINDEMANN	1	5	14.84 miles	Suzuki SV650

BMCRC - MRO Championships 2024 - Rnd 6 @ Snetterton 300

DART MRO 600 inc Clubman 600 & GP2/EVO & Rookie 600

RACE 14 - STATISTICS

CLASS : R600

14 Starters

Fastest Lap History

NO	NAME	LAP TIME	TIME OF DAY	LAP	VEHICLE
178	Paul BLOOMFIELD	2:01.946	16:56:41.793	2	Yamaha R6
178	Paul BLOOMFIELD	2:01.548	16:58:43.358	3	Yamaha R6

Leader History

NO	NAME	FROM LAP	LAPS LED	DISTANCE	VEHICLE
178	Paul BLOOMFIELD	1	5	14.84 miles	Yamaha R6



BMCRC - MRO Championships 2024 - Rnd 6 @ Snetterton 300

DART MRO 600 inc Clubman 600 & GP2/EVO & Rookie 600

RACE 7 - GRID - AMENDED (7 Laps)

ROW 15				43	64	Jack ALLAN				
ROW 14	42	66	Mitch DUCRAN	41	165	Frank MONTINI	40	74	Tom VAUGHAN	
ROW 13		39	87	Ben DOOLAN	38	153	Aaron HICKMOTT	37	379	2:21.276 Jack Crowley MASON
ROW 12	36	181	2:18.253 Gary CROFT	35	89	2:14.513 Bert ELLISON	34	41	2:14.029 Tony PEACE	
ROW 11		33	13	2:12.959 Matthew BENTON	32	85	2:12.165 Jack WOLFF	31	75	2:11.236 Alex TUFNALL
ROW 10	30	122	2:10.271 James EGGINTON	29	180	2:09.689 Oliver BROWN	28	998	2:08.918 Ben RYBICKI	
ROW 9		27	40	2:08.854 James LORD	26	888	2:08.600 Kirt ELLIOTT	25	101	2:07.089 Nick GUTHRIE
ROW 8	24	129	2:06.450 Adrian FALINSKI	23	138	2:06.089 Paul COOMBS	22	84	2:05.656 George HIGGINS	
ROW 7		21	54	2:05.247 Jake ANDERTON	20	67	2:04.094 Edward ANSELL	19	94	2:03.708 Peter CANNONS
ROW 6	18	26	2:03.640 Daniel PRESTON	17	115	2:03.057 Brian MAHER	16	28	2:02.898 Tom WALKER	
ROW 5		15	178	2:01.548 Paul BLOOMFIELD	14	116	2:01.473 Mark TURNER	13	44	2:00.854 James DUTTON
ROW 4	12	531	2:00.780 Jake KOURTI	11	39	2:00.740 Aaron MONK	10	81	2:00.441 Fred McMULLAN	
ROW 3		9	169	2:00.431 Gareth CUNNINGHAM	8	818	1:59.512 Alex BARKER	7	48	1:59.237 Rhys FORREST
ROW 2	6	35	1:59.141 Kai DICKINSON	5	91	1:57.851 Sam HIRST	4	5	1:57.596 Luke MACRAE	
ROW 1		3	33	1:57.245 David LINDEMANN	2	3	1:56.781 Joey LAMBDEN	1	76	1:56.544 Anthony JOHNSON

Pole



These results are provisional until the conclusion of any judicial and technical matters.

Snetterton 300: 2.9689 miles

Clerk Of Course:	Stewards:	Timekeeper:	<i>Craig Smith</i>	
------------------	-----------	-------------	--------------------	--

Results can be found at www.tsl-timing.com

Printed - 09:01 Sunday, 01 September 2024





BMCRC - MRO Championships 2024 - Rnd 6 @ Snetterton 300

DART MRO 600 inc Clubman 600 & GP2/EVO & Rookie 600

RACE 7 - CLASSIFICATION

Race Distance: 7 Laps / 20.78 miles

POS	NO	CL	PIC	NAME	ENTRY	LAPS	TIME	GAP	DIFF	MPH	BEST	ON	GRD	↑↓
1	76		1	Anthony JOHNSON	Yamaha R6 - INTA MOTORCYCLE SERVICES LTD	7	13:47.962			90.36	1:56.875	3	1	0
2	91*		2	Sam HIRST	Kawasaki ZX-636 - Team Valley Racing	7	13:51.069	3.107	3.107	90.02	1:56.922	5	5	3
3	33	C	1	David LINDEMANN	Suzuki SV650 - Giraffe Decorators	7	13:51.596	3.634	0.527	89.96	1:56.942	7	3	0
4	3		3	Joey LAMBDEN	Kawasaki 636 -	7	13:54.608	6.646	3.012	89.64	1:57.281	6	2	-2
5	35		4	Kai DICKINSON	Yamaha R6 - Dad	7	14:02.650	14.688	8.042	88.78	1:58.841	5	6	1
6	818		5	Alex BARKER	Yamaha R6 - Barker Woodrow LTD & SS5 Construction LLC	7	14:09.344	21.382	6.694	88.08	1:59.882	3	8	2
7	169		6	Gareth CUNNINGHAM	Yamaha R6 - Burnham cars ltd	7	14:11.509	23.547	2.165	87.86	1:59.996	6	9	2
8	531	C	2	Jake KOURTI	Yamaha R6 - Red Mist Ltd/ GK Tree Surgeons Ltd/JWG Mo	7	14:12.220	24.258	0.711	87.79	2:00.182	6	12	4
9	81		7	Fred McMULLAN	Kawasaki ZX636 - Orwell Motorcycles Ipswich	7	14:12.958	24.996	0.738	87.71	2:00.283	6	10	1
10	178	R600	1	Paul BLOOMFIELD	Yamaha R6 -	7	14:14.794	26.832	1.836	87.52	2:00.396	6	15	5
11	44		8	James DUTTON	Yamaha R6 - AMR Motorcycles	7	14:16.104	28.142	1.310	87.39	1:59.625	7	13	2
12	39	C	3	Aaron MONK	Kawasaki NINJA 636 - flyaspitfire.co.uk	7	14:17.927	29.965	1.823	87.20	2:01.014	7	11	-1
13	116	C	4	Mark TURNER	Yamaha R6 -	7	14:19.743	31.781	1.816	87.02	2:00.477	3	14	1
14	48	C	5	Rhys FORREST	Kawasaki 600 -	7	14:32.031	44.069	12.288	85.79	2:03.420	3	7	-7
15	115	C	6	Brian MAHER	Yamaha R6 - Spraytech /Espresso Solutions	7	14:32.091	44.129	0.060	85.78	2:02.754	4	17	2
16	94	R600	2	Peter CANNONS	Kawasaki ZX6R -	7	14:33.909	45.947	1.818	85.61	2:02.923	6	19	3
17	28	C	7	Tom WALKER	Yamaha R6 - TRW Racing	7	14:42.282	54.320	8.373	84.79	2:02.729	3	16	-1
18	26	R600	3	Daniel PRESTON	Triumph 675R -	7	14:42.368	54.406	0.086	84.79	2:03.793	3	18	0
19	54	C	8	Jake ANDERTON	Yamaha R6 - Hunter Racing	7	14:42.495	54.533	0.127	84.77	2:03.483	6	21	2
20	67	C	9	Edward ANSELL	Triumph 675 - E a Ansell contractors	7	14:44.681	56.719	2.186	84.56	2:04.090	3	20	0
21	138	R600	4	Paul COOMBS	Triumph 675R DAYTONA -	7	14:47.675	59.713	2.994	84.28	2:04.521	7	23	2
22	84	C	10	George HIGGINS	Yamaha R6 - Aztec Racing	7	14:50.987	1:03.025	3.312	83.97	2:04.899	3	22	0
23	74	C	11	Tom VAUGHAN	Yamaha R6 - Lamonde Automation Ltd, Smiths Mechanical	7	14:56.815	1:08.853	5.828	83.42	2:05.262	6	40	17
24	129	C	12	Adrian FALINSKI	Kawasaki ZX6R - ABLE Assist	7	14:58.673	1:10.711	1.858	83.25	2:06.030	7	24	0
25	888	R600	5	Kirt ELLIOTT	Yamaha R6 -	7	15:09.377	1:21.415	10.704	82.27	2:07.912	6	26	1
26	64	C	13	Jack ALLAN	Yamaha R6 - Blackwidow Exhaust	7	15:17.117	1:29.155	7.740	81.57	2:07.629	6	43	17
27	101		9	Nick GUTHRIE	Honda CBR600 - Supreme installations	7	15:18.217	1:30.255	1.100	81.48	2:09.180	3	25	-2
28	998	R600	6	Ben RYBICKI	Yamaha R6 - Car events diamondbrite	7	15:18.622	1:30.660	0.405	81.44	2:07.825	5	28	0
29	165	C	14	Frank MONTINI	-	7	15:19.069	1:31.107	0.447	81.40	2:08.223	5	41	12
30	122	R600	7	James EGGINTON	Kawasaki ZX6R - Advance Computer Services - www.ACS.c	7	15:26.549	1:38.587	7.480	80.74	2:08.410	7	30	0
31	13	R600	8	Matthew BENTON	Honda CBR600RR -	7	15:28.071	1:40.109	1.522	80.61	2:08.893	6	33	2
32	85		10	Jack WOLFF	Kawasaki ZX636 -	7	15:33.077	1:45.115	5.006	80.18	2:11.300	6	32	0
33	75	R600	9	Alex TUFNALL	Kawasaki 636 -	7	15:33.227	1:45.265	0.150	80.16	2:11.000	6	31	-2
34	40	R600	10	James LORD	Triumph STREET TRIPPLE -	7	15:33.598	1:45.636	0.371	80.13	2:11.133	6	27	-7
35	181	R600	11	Gary CROFT	Yamaha R6 - Jelly Creative & NR Racing	7	15:54.488	2:06.526	20.890	78.38	2:12.539	7	36	1
36	89*	R600	12	Bert ELLISON	Triumph DAYTONA 675R - Ma n pa prentice	6	13:50.900	1 Lap	1 Lap	77.17	2:12.942	5	35	-1
37	180	R600	13	Oliver BROWN	Yamaha R6 -	6	13:56.872	1 Lap	5.972	76.62	2:14.493	6	29	-8
38	379	R600	14	Jack Crowley MASON	Triumph DAYTONA 675 R -	6	14:00.348	1 Lap	3.476	76.31	2:17.782	5	37	-1
39	41	C	15	Tony PEACE	Yamaha R6 - Green Boilers and Heating	6	14:00.960	1 Lap	0.612	76.25	2:17.590	4	34	-5

NOT CLASSIFIED

DNF	5			Luke MACRAE	Triumph 765 - Bournephoto.co.uk	4	8:10.447	3 Laps	2 Laps	87.16	2:00.453	2	4	
-----	---	--	--	-------------	---------------------------------	---	----------	--------	--------	-------	----------	---	---	--

FASTEST LAP

76				Anthony JOHNSON	Yamaha R6 - INTA MOTORCYCLE SERVICES LTD	3	1:56.875			91.44 mph		147.17 kph		
33	C			David LINDEMANN	Suzuki SV650 - Giraffe Decorators	7	1:56.942			91.39 mph		147.08 kph		
178	R600			Paul BLOOMFIELD	Yamaha R6 -	6	2:00.396			88.77 mph		142.86 kph		

Comments:

* No. 89 & 91 - Please fit a working transponder
 Class - 92.5% of Race Speed = 83.58 mph
 Class C - 92.5% of Race Speed = 83.21 mph
 Class R600 - 92.5% of Race Speed = 80.95 mph

Weather / Track : Cloudy / Dry

Date: 01/09/2024 Start: 12:00 Finish: 12:14

These results are provisional until the conclusion of any judicial and technical matters.

Snetterton 300: 2.9689 miles

Clerk Of Course:

Stewards:

Timekeeper:

Craig Smith



BMCRC - MRO Championships 2024 - Rnd 6 @ Snetterton 300

DART MRO 600 inc Clubman 600 & GP2/EVO & Rookie 600

RACE 7 - LAP CHART

LAP 1 @ 12:02:36.155

NO	BEHIND	LAP TIME
76		2:02.291
3	0.094	2:02.385
91	2.621	2:04.912
33	3.101	2:05.392
5	3.301	2:05.592
35	4.076	2:06.367
531	4.493	2:06.784
81	5.173	2:07.464
169	5.399	2:07.690
818	5.778	2:08.069
39	6.590	2:08.881
48	6.780	2:09.071
178	7.014	2:09.305
44	7.098	2:09.389
116	7.605	2:09.896
28	8.694	2:10.985
115	9.112	2:11.403
94	9.614	2:11.905
26	11.032	2:13.323
67	11.517	2:13.808
84	12.502	2:14.793
54	12.725	2:15.016
138	13.043	2:15.334
101	14.593	2:16.884
888	15.248	2:17.539
129	15.596	2:17.887
85	17.876	2:20.167
74	17.943	2:20.234
40	18.691	2:20.982
165	19.228	2:21.519
75	19.962	2:22.253
64	21.057	2:23.348
998	22.084	2:24.375
181	22.217	2:24.508
89	22.768	2:25.059
13	22.930	2:25.221
122	23.396	2:25.687
379	25.921	2:28.212
180	26.471	2:28.762
41	26.640	2:28.931

LAP 2 @ 12:04:33.640

NO	BEHIND	LAP TIME
76		1:57.485
3	0.235	1:57.626
91	3.503	1:58.367
33	3.932	1:58.316
5	6.269	2:00.453
35	6.437	1:59.846
531	7.757	2:00.749
81	8.340	2:00.652
169	8.685	2:00.771
818	8.791	2:00.498
39	10.602	2:01.497
178	11.281	2:01.752
116	12.294	2:02.174
44	12.395	2:02.782
48	13.460	2:04.165
28	14.877	2:03.668
115	15.354	2:03.727
94	15.908	2:03.779
26	17.664	2:04.117
67	18.716	2:04.684

LAP 3 @ 12:06:30.515

NO	BEHIND	LAP TIME
54	20.419	2:05.179
84	21.102	2:06.085
138	22.032	2:06.474
129	25.416	2:07.305
74	26.154	2:05.696
101	27.121	2:10.013
888	27.749	2:09.986
165	31.509	2:09.766
85	32.875	2:12.484
40	33.151	2:11.945
64	33.359	2:09.787
75	34.047	2:11.570
998	34.380	2:09.781
13	36.227	2:10.782
122	38.967	2:13.056
89	39.822	2:14.539
379	47.111	2:18.675
181	47.351	2:22.619
41	48.508	2:19.353
180	48.805	2:19.819
76		1:56.875
3	4.186	2:00.826
91	4.356	1:57.728
33	4.705	1:57.648
35	9.068	1:59.506
5	11.414	2:02.020
531	11.499	2:00.617
818	11.798	1:59.882
81	12.372	2:00.907
169	12.627	2:00.817
39	15.376	2:01.649
178	15.483	2:01.077
116	15.896	2:00.477
44	15.958	2:00.438
48	20.005	2:03.420
28	20.731	2:02.729
115	22.310	2:03.831
94	22.798	2:03.765
26	24.582	2:03.793
67	25.931	2:04.090
54	27.740	2:04.196
84	29.126	2:04.899
138	30.934	2:05.777
74	34.776	2:05.497
129	34.826	2:06.285
101	39.426	2:09.180
888	39.777	2:08.903
165	44.102	2:09.468
64	44.679	2:08.195
998	47.359	2:09.854
85	48.755	2:12.755
40	49.108	2:12.832
13	50.358	2:11.006
75	50.448	2:13.276
122	51.982	2:09.890
181	1:05.610	2:15.134
379	1:09.479	2:19.243
89	1:09.994	2:27.047
180	1:10.030	2:18.100
41	1:10.572	2:18.939

LAP 4 @ 12:08:28.412

NO	BEHIND	LAP TIME
76		1:57.897
91	4.884	1:58.425
3	5.273	1:58.984
33	5.364	1:58.556
35	10.802	1:59.631
818	14.635	2:00.734
531	15.574	2:01.972
5	15.899	2:02.382
169	16.114	2:01.384
81	16.213	2:01.738
178	18.394	2:00.808
39	19.241	2:01.762
116	19.654	2:01.655
44	19.698	2:01.637
48	26.018	2:03.910
115	27.167	2:02.754
94	27.927	2:03.026
26	31.766	2:05.081
28	33.401	2:10.567
67	34.038	2:06.004
54	34.724	2:04.881
84	37.441	2:06.212
138	38.368	2:05.331
74	43.559	2:06.680
129	44.144	2:07.215
888	50.686	2:08.806
101	51.840	2:10.311
165	54.704	2:08.499
64	54.743	2:07.961
998	58.015	2:08.553
85	1:03.595	2:12.737
13	1:03.989	2:11.528
122	1:04.008	2:09.923
40	1:04.333	2:13.122
75	1:05.054	2:12.503
181	1:20.711	2:12.998
89	1:28.040	2:15.942
379	1:29.492	2:17.910
180	1:29.933	2:17.800
41	1:30.265	2:17.590

LAP 5 @ 12:10:25.799

NO	BEHIND	LAP TIME
76		1:57.387
91	4.419	1:56.922
3	5.317	1:57.431
33	5.538	1:57.561
35	12.256	1:58.841
818	17.147	1:59.899
169	19.369	2:00.642
531	19.554	2:01.367
81	19.849	2:01.023
178	21.912	2:00.905
39	23.650	2:01.796
44	23.818	2:01.507
116	24.396	2:02.129
48	32.874	2:04.243
115	33.203	2:03.423
94	36.113	2:05.573
26	38.604	2:04.225
28	41.718	2:05.704
67	43.047	2:06.396
54	43.075	2:05.738

LAP 6 @ 12:12:23.092

NO	BEHIND	LAP TIME
76		1:57.293
91	4.871	1:57.745
3	5.305	1:57.281
33	5.426	1:57.181
35	14.262	1:59.299
818	19.875	2:00.021
169	22.072	1:59.996
531	22.443	2:00.182
81	22.839	2:00.283
178	25.015	2:00.396
44	27.251	2:00.726
39	27.685	2:01.328
116	28.856	2:01.753
48	39.231	2:03.650
115	39.372	2:03.462
94	41.743	2:02.923
26	46.604	2:05.293
28	48.236	2:03.811
54	49.265	2:03.483
67	50.479	2:04.725
138	53.926	2:04.861
84	55.278	2:06.400
74	59.494	2:05.262
129	1:03.415	2:06.485
888	1:12.080	2:07.912
101	1:17.530	2:10.729
165	1:17.622	2:09.375
998	1:19.504	2:08.344
64	1:19.674	2:07.629
122	1:28.911	2:10.314
13	1:29.754	2:08.893
85	1:31.800	2:11.300
75	1:32.552	2:11.000
40	1:32.771	2:11.133
181	1:52.721	2:12.542

LAP 7 @ 12:14:21.826

NO	BEHIND	LAP TIME
76		1:58.734
89	1 Lap	2:15.370
91	3.107	1:56.970
33	3.634	1:56.942
3	6.646	2:00.075

LAP 8 @ 12:16:20.611

NO	BEHIND	LAP TIME
84	46.171	2:06.117
138	46.358	2:05.377
74	51.525	2:05.353
129	54.223	2:07.466
888	1:01.461	2:08.162
101	1:04.094	2:09.641
165	1:05.540	2:08.223
998	1:08.453	2:07.825
64	1:09.338	2:11.982
122	1:15.890	2:09.269
85	1:17.793	2:11.585
13	1:18.154	2:11.552
75	1:18.845	2:11.178
40	1:18.931	2:11.985
181	1:37.472	2:14.148
89	1:43.595	2:12.942
379	1:49.887	2:17.782
180	1:50.444	2:17.898
41	1:50.844	2:17.966

180	1 Lap	2:14.493
379	1 Lap	2:18.526
41	1 Lap	2:18.181
35	14.688	1:59.160
818	21.382	2:00.241
169	23.547	2:00.209
531	24.258	2:00.549
81	24.996	2:00.891
178	26.832	2:00.551
44	28.142	1:59.625
39	29.965	2:01.014
116	31.781	2:01.659
48	44.069	2:03.572
115	44.129	2:03.491
94	45.947	2:02.938
28	54.320	2:04.818
26	54.406	2:06.536
54	54.533	2:04.002
67	56.719	2:04.974
138	59.713	2:04.521
84	1:03.025	2:06.481
74	1:08.853	2:08.093
129	1:10.711	2:06.030
888	1:21.415	2:08.069
64	1:29.155	2:08.215
101	1:30.255	2:11.459
998	1:30.660	2:09.890
165	1:31.107	2:12.219
122	1:38.587	2:08.410
13	1:40.109	2:09.089
85	1:45.115	2:12.049
75	1:45.265	2:11.447
40	1:45.636	2:11.599
181	2:06.526	2:12.539

BMCRC - MRO Championships 2024 - Rnd 6 @ Snetterton 300

DART MRO 600 inc Clubman 600 & GP2/EVO & Rookie 600

RACE 7 - POSITION CHART

No	Name	Lap							
		Pos	1	2	3	4	5	6	7
76	JOHNSON	1	76	76	76	76	76	76	76
3	LAMBDEN	2	3	3	3	91	91	91	91
33	LINDEMANN	3	91	91	91	3	3	3	33
5	MACRAE	4	33	33	33	33	33	33	3
91	HIRST	5	5	5	35	35	35	35	35
35	DICKINSON	6	35	35	5	818	818	818	818
48	FORREST	7	531	531	531	531	169	169	169
818	BARKER	8	81	81	818	5	531	531	531
169	CUNNINGHAM	9	169	169	81	169	81	81	81
81	McMULLAN	10	818	818	169	81	178	178	178
39	MONK	11	39	39	39	178	39	44	44
531	KOURTI	12	48	178	178	39	44	39	39
44	DUTTON	13	178	116	116	116	116	116	116
116	TURNER	14	44	44	44	44	48	48	48
178	BLOOMFIELD	15	116	48	48	48	115	115	115
28	WALKER	16	28	28	28	115	94	94	94
115	MAHER	17	115	115	115	94	26	26	28
26	PRESTON	18	94	94	94	26	28	28	26
94	CANNONS	19	26	26	26	28	67	54	54
67	ANSELL	20	67	67	67	67	54	67	67
54	ANDERTON	21	84	54	54	54	84	138	138
84	HIGGINS	22	54	84	84	84	138	84	84
138	COOMBS	23	138	138	138	138	74	74	74
129	FALINSKI	24	101	129	74	74	129	129	129
101	GUTHRIE	25	888	74	129	129	888	888	888
888	ELLIOTT	26	129	101	101	888	101	101	64
40	LORD	27	85	888	888	101	165	165	101
998	RYBICKI	28	74	165	165	165	998	998	998
180	BROWN	29	40	85	64	64	64	64	165
122	EGGINTON	30	165	40	998	998	122	122	122
75	TUFNALL	31	75	64	85	85	85	13	13
85	WOLFF	32	64	75	40	13	13	85	85
13	BENTON	33	998	998	13	122	75	75	75
41	PEACE	34	181	13	75	40	40	40	40
89	ELLISON	35	89	122	122	75	181	181	181
181	CROFT	36	13	89	181	181	89	89	
379	MASON	37	122	379	379	89	379	180	
74	VAUGHAN	38	379	181	89	379	180	379	
165	MONTINI	39	180	41	180	180	41	41	
64	ALLAN	40	41	180	41	41			

BMCRC - MRO Championships 2024 - Rnd 6 @ Snetterton 300

DART MRO 600 inc Clubman 600 & GP2/EVO & Rookie 600

RACE 7 - SECTOR ANALYSIS



SECTOR 1 = FL to I1, SECTOR 2 = I1 to FL, DIFF = Difference To Personal Best Lap, P = Crossed Finish Line in Pit Lane, D = Time Disallowed

P1 76		Anthony JOHNSON		Yamaha R6 - INTA MOTORCYCLE SERVICES LTD		
IDEAL LAP TIME : 1:56.746		BEST LAP TIME : 1:56.875		DIFFERENCE : 0.129		
LAP	SECTOR 1	SECTOR 2	LAP TIME	MPH	DIFF	TIME OF DAY
1 -		38.922	2:02.291	87.39	5.416	12:02:36.155
2 -	1:18.102	39.383	1:57.485	90.97	0.610	12:04:33.640
3 -	1:18.231	38.644	1:56.875 (1)	91.44		12:06:30.515
4 -	1:18.806	39.091	1:57.897	90.65	1.022	12:08:28.412
5 -	1:18.433	38.954	1:57.387 (3)	91.04	0.512	12:10:25.799
6 -	1:18.266	39.027	1:57.293 (2)	91.12	0.418	12:12:23.092
7 -	1:19.039	39.695	1:58.734	90.01	1.859	12:14:21.826

P2 91		Sam HIRST		Kawasaki ZX-636 - Team Valley Racing		
IDEAL LAP TIME :		BEST LAP TIME : 1:56.922		DIFFERENCE :		
LAP	SECTOR 1	SECTOR 2	LAP TIME	MPH	DIFF	TIME OF DAY
1 -			2:04.912	85.56	7.990	12:02:38.776
2 -			1:58.367	90.29	1.445	12:04:37.143
3 -			1:57.728 (3)	90.78	0.806	12:06:34.871
4 -			1:58.425	90.25	1.503	12:08:33.296
5 -			1:56.922 (1)	91.41		12:10:30.218
6 -			1:57.745	90.77	0.823	12:12:27.963
7 -			1:56.970 (2)	91.37	0.048	12:14:24.933

P3 33 C		David LINDEMANN		Suzuki SV650 - Giraffe Decorators		
IDEAL LAP TIME : 1:56.942		BEST LAP TIME : 1:56.942		DIFFERENCE : 0.000		
LAP	SECTOR 1	SECTOR 2	LAP TIME	MPH	DIFF	TIME OF DAY
1 -		39.904	2:05.392	85.23	8.450	12:02:39.256
2 -	1:19.092	39.224	1:58.316	90.33	1.374	12:04:37.572
3 -	1:18.399	39.249	1:57.648	90.84	0.706	12:06:35.220
4 -	1:19.052	39.504	1:58.556	90.15	1.614	12:08:33.776
5 -	1:18.783	38.778	1:57.561 (3)	90.91	0.619	12:10:31.337
6 -	1:18.402	38.779	1:57.181 (2)	91.21	0.239	12:12:28.518
7 -	1:18.285	38.657	1:56.942 (1)	91.39		12:14:25.460

P4 3		Joey LAMB DEN		Kawasaki 636 -		
IDEAL LAP TIME : 1:56.782		BEST LAP TIME : 1:57.281		DIFFERENCE : 0.499		
LAP	SECTOR 1	SECTOR 2	LAP TIME	MPH	DIFF	TIME OF DAY
1 -		38.897	2:02.385	87.33	5.104	12:02:36.249
2 -	1:18.066	39.560	1:57.626 (3)	90.86	0.345	12:04:33.875
3 -	1:21.542	39.284	2:00.826	88.45	3.545	12:06:34.701
4 -	1:19.537	39.447	1:58.984	89.82	1.703	12:08:33.685
5 -	1:18.715	38.716	1:57.431 (2)	91.01	0.150	12:10:31.116
6 -	1:18.454	38.827	1:57.281 (1)	91.13		12:12:28.397
7 -	1:20.060	40.015	2:00.075	89.01	2.794	12:14:28.472

P5 35		Kai DICKINSON		Yamaha R6 - Dad		
IDEAL LAP TIME : 1:58.841		BEST LAP TIME : 1:58.841		DIFFERENCE : 0.000		
LAP	SECTOR 1	SECTOR 2	LAP TIME	MPH	DIFF	TIME OF DAY
1 -		40.166	2:06.367	84.57	7.526	12:02:40.231
2 -	1:20.040	39.806	1:59.846	89.18	1.005	12:04:40.077
3 -	1:19.535	39.971	1:59.506	89.43	0.665	12:06:39.583
4 -	1:19.638	39.993	1:59.631	89.34	0.790	12:08:39.214
5 -	1:19.345	39.496	1:58.841 (1)	89.93		12:10:38.055
6 -	1:19.451	39.848	1:59.299 (3)	89.59	0.458	12:12:37.354
7 -	1:19.407	39.753	1:59.160 (2)	89.69	0.319	12:14:36.514

BMCRC - MRO Championships 2024 - Rnd 6 @ Snetterton 300

DART MRO 600 inc Clubman 600 & GP2/EVO & Rookie 600

RACE 7 - SECTOR ANALYSIS



SECTOR 1 = FL to I1, SECTOR 2 = I1 to FL, DIFF = Difference To Personal Best Lap, P = Crossed Finish Line in Pit Lane, D = Time Disallowed

P6 818		Alex BARKER		Yamaha R6 - Barker Woodrow LTD & SS5 Construction LTD			
IDEAL LAP TIME : 1:59.690		BEST LAP TIME : 1:59.882		DIFFERENCE : 0.192			
LAP	SECTOR 1	SECTOR 2	LAP TIME	MPH	DIFF	TIME OF DAY	
1 -		39.914	2:08.069	83.45	8.187	12:02:41.933	
2 -	1:20.537	39.961	2:00.498	88.69	0.616	12:04:42.431	
3 -	1:20.011	39.871	1:59.882 (1)	89.15		12:06:42.313	
4 -	1:20.944	39.790	2:00.734	88.52	0.852	12:08:43.047	
5 -	1:19.933	39.966	1:59.899 (2)	89.14	0.017	12:10:42.946	
6 -	1:20.264	39.757	2:00.021 (3)	89.05	0.139	12:12:42.967	
7 -	1:20.430	39.811	2:00.241	88.88	0.359	12:14:43.208	

P7 169		Gareth CUNNINGHAM		Yamaha R6 - Burnham cars ltd			
IDEAL LAP TIME : 1:59.996		BEST LAP TIME : 1:59.996		DIFFERENCE : 0.000			
LAP	SECTOR 1	SECTOR 2	LAP TIME	MPH	DIFF	TIME OF DAY	
1 -		40.284	2:07.690	83.70	7.694	12:02:41.554	
2 -	1:20.522	40.249	2:00.771	88.49	0.775	12:04:42.325	
3 -	1:20.481	40.336	2:00.817	88.46	0.821	12:06:43.142	
4 -	1:20.896	40.488	2:01.384	88.05	1.388	12:08:44.526	
5 -	1:20.304	40.338	2:00.642 (3)	88.59	0.646	12:10:45.168	
6 -	1:19.909	40.087	1:59.996 (1)	89.07		12:12:45.164	
7 -	1:20.022	40.187	2:00.209 (2)	88.91	0.213	12:14:45.373	

P8 531 C		Jake KOURTI		Yamaha R6 - Red Mist Ltd/ GK Tree Surgeons Ltd/JWG Motorc			
IDEAL LAP TIME : 1:59.428		BEST LAP TIME : 2:00.182		DIFFERENCE : 0.754			
LAP	SECTOR 1	SECTOR 2	LAP TIME	MPH	DIFF	TIME OF DAY	
1 -		39.840	2:06.784	84.30	6.602	12:02:40.648	
2 -	1:20.599	40.150	2:00.749	88.51	0.567	12:04:41.397	
3 -	1:20.670	39.947	2:00.617 (3)	88.61	0.435	12:06:42.014	
4 -	1:21.310	40.662	2:01.972	87.62	1.790	12:08:43.986	
5 -	1:20.592	40.775	2:01.367	88.06	1.185	12:10:45.353	
6 -	1:19.929	40.253	2:00.182 (1)	88.93		12:12:45.535	
7 -	1:21.050	39.499	2:00.549 (2)	88.66	0.367	12:14:46.084	

P9 81		Fred McMULLAN		Kawasaki ZX636 - Orwell Motorcycles ipswich			
IDEAL LAP TIME : 2:00.209		BEST LAP TIME : 2:00.283		DIFFERENCE : 0.074			
LAP	SECTOR 1	SECTOR 2	LAP TIME	MPH	DIFF	TIME OF DAY	
1 -		40.130	2:07.464	83.85	7.181	12:02:41.328	
2 -	1:20.628	40.024	2:00.652 (2)	88.58	0.369	12:04:41.980	
3 -	1:20.514	40.393	2:00.907	88.39	0.624	12:06:42.887	
4 -	1:21.312	40.426	2:01.738	87.79	1.455	12:08:44.625	
5 -	1:20.374	40.649	2:01.023	88.31	0.740	12:10:45.648	
6 -	1:20.185	40.098	2:00.283 (1)	88.85		12:12:45.931	
7 -	1:20.697	40.194	2:00.891 (3)	88.41	0.608	12:14:46.822	

P10 178 R600		Paul BLOOMFIELD		Yamaha R6 -			
IDEAL LAP TIME : 2:00.396		BEST LAP TIME : 2:00.396		DIFFERENCE : 0.000			
LAP	SECTOR 1	SECTOR 2	LAP TIME	MPH	DIFF	TIME OF DAY	
1 -		40.406	2:09.305	82.65	8.909	12:02:43.169	
2 -	1:21.275	40.477	2:01.752	87.78	1.356	12:04:44.921	
3 -	1:20.917	40.160	2:01.077	88.27	0.681	12:06:45.998	
4 -	1:20.541	40.267	2:00.808 (3)	88.47	0.412	12:08:46.806	
5 -	1:20.675	40.230	2:00.905	88.40	0.509	12:10:47.711	
6 -	1:20.395	40.001	2:00.396 (1)	88.77		12:12:48.107	
7 -	1:20.500	40.051	2:00.551 (2)	88.66	0.155	12:14:48.658	

BMCRC - MRO Championships 2024 - Rnd 6 @ Snetterton 300

DART MRO 600 inc Clubman 600 & GP2/EVO & Rookie 600

RACE 7 - SECTOR ANALYSIS



SECTOR 1 = FL to I1, SECTOR 2 = I1 to FL, DIFF = Difference To Personal Best Lap, P = Crossed Finish Line in Pit Lane, D = Time Disallowed

P11 44		James DUTTON		Yamaha R6 - AMR Motorcycles		
IDEAL LAP TIME : 1:59.625		BEST LAP TIME : 1:59.625		DIFFERENCE : 0.000		
LAP	SECTOR 1	SECTOR 2	LAP TIME	MPH	DIFF	TIME OF DAY
1 -		40.749	2:09.389	82.60	9.764	12:02:43.253
2 -	1:22.795	39.987	2:02.782	87.04	3.157	12:04:46.035
3 -	1:20.339	40.099	2:00.438 (2)	88.74	0.813	12:06:46.473
4 -	1:21.272	40.365	2:01.637	87.86	2.012	12:08:48.110
5 -	1:21.161	40.346	2:01.507	87.96	1.882	12:10:49.617
6 -	1:20.735	39.991	2:00.726 (3)	88.53	1.101	12:12:50.343
7 -	1:19.743	39.882	1:59.625 (1)	89.34		12:14:49.968

P12 39 C		Aaron MONK		Kawasaki NINJA 636 - flyaspitfire.co.uk		
IDEAL LAP TIME : 2:01.014		BEST LAP TIME : 2:01.014		DIFFERENCE : 0.000		
LAP	SECTOR 1	SECTOR 2	LAP TIME	MPH	DIFF	TIME OF DAY
1 -		40.459	2:08.881	82.92	7.867	12:02:42.745
2 -	1:20.973	40.524	2:01.497 (3)	87.96	0.483	12:04:44.242
3 -	1:20.872	40.777	2:01.649	87.86	0.635	12:06:45.891
4 -	1:21.321	40.441	2:01.762	87.77	0.748	12:08:47.653
5 -	1:21.323	40.473	2:01.796	87.75	0.782	12:10:49.449
6 -	1:21.046	40.282	2:01.328 (2)	88.09	0.314	12:12:50.777
7 -	1:20.766	40.248	2:01.014 (1)	88.32		12:14:51.791

P13 116 C		Mark TURNER		Yamaha R6 -		
IDEAL LAP TIME : 2:00.300		BEST LAP TIME : 2:00.477		DIFFERENCE : 0.177		
LAP	SECTOR 1	SECTOR 2	LAP TIME	MPH	DIFF	TIME OF DAY
1 -		40.769	2:09.896	82.28	9.419	12:02:43.760
2 -	1:22.063	40.111	2:02.174	87.48	1.697	12:04:45.934
3 -	1:20.189	40.288	2:00.477 (1)	88.71		12:06:46.411
4 -	1:21.214	40.441	2:01.655 (2)	87.85	1.178	12:08:48.066
5 -	1:21.794	40.335	2:02.129	87.51	1.652	12:10:50.195
6 -	1:21.078	40.675	2:01.753	87.78	1.276	12:12:51.948
7 -	1:21.205	40.454	2:01.659 (3)	87.85	1.182	12:14:53.607

P14 48 C		Rhys FORREST		Kawasaki 600 -		
IDEAL LAP TIME : 2:03.276		BEST LAP TIME : 2:03.420		DIFFERENCE : 0.144		
LAP	SECTOR 1	SECTOR 2	LAP TIME	MPH	DIFF	TIME OF DAY
1 -		40.765	2:09.071	82.80	5.651	12:02:42.935
2 -	1:23.182	40.983	2:04.165	86.07	0.745	12:04:47.100
3 -	1:23.019	40.401	2:03.420 (1)	86.59		12:06:50.520
4 -	1:23.220	40.690	2:03.910	86.25	0.490	12:08:54.430
5 -	1:23.359	40.884	2:04.243	86.02	0.823	12:10:58.673
6 -	1:22.897	40.753	2:03.650 (3)	86.43	0.230	12:13:02.323
7 -	1:22.875	40.697	2:03.572 (2)	86.49	0.152	12:15:05.895

P15 115 C		Brian MAHER		Yamaha R6 - Spraytech /Espresso Solutions		
IDEAL LAP TIME : 2:02.229		BEST LAP TIME : 2:02.754		DIFFERENCE : 0.525		
LAP	SECTOR 1	SECTOR 2	LAP TIME	MPH	DIFF	TIME OF DAY
1 -		41.400	2:11.403	81.33	8.649	12:02:45.267
2 -	1:22.738	40.989	2:03.727	86.38	0.973	12:04:48.994
3 -	1:22.814	41.017	2:03.831	86.31	1.077	12:06:52.825
4 -	1:21.758	40.996	2:02.754 (1)	87.06		12:08:55.579
5 -	1:22.355	41.068	2:03.423 (2)	86.59	0.669	12:10:59.002
6 -	1:22.607	40.855	2:03.462 (3)	86.56	0.708	12:13:02.464
7 -	1:23.020	40.471	2:03.491	86.54	0.737	12:15:05.955

BMCRC - MRO Championships 2024 - Rnd 6 @ Snetterton 300

DART MRO 600 inc Clubman 600 & GP2/EVO & Rookie 600

RACE 7 - SECTOR ANALYSIS



SECTOR 1 = FL to I1, SECTOR 2 = I1 to FL, DIFF = Difference To Personal Best Lap, P = Crossed Finish Line in Pit Lane, D = Time Disallowed

P16 94 R600 Peter CANNONS			Kawazaki ZX6R -			
IDEAL LAP TIME : 2:02.702		BEST LAP TIME : 2:02.923		DIFFERENCE : 0.221		
LAP	SECTOR 1	SECTOR 2	LAP TIME	MPH	DIFF	TIME OF DAY
1 -		41.449	2:11.905	81.02	8.982	12:02:45.769
2 -	1:22.554	41.225	2:03.779	86.34	0.856	12:04:49.548
3 -	1:22.489	41.276	2:03.765	86.35	0.842	12:06:53.313
4 -	1:21.639	41.387	2:03.026 (3)	86.87	0.103	12:08:56.339
5 -	1:24.255	41.318	2:05.573	85.11	2.650	12:11:01.912
6 -	1:21.860	41.063	2:02.923 (1)	86.94		12:13:04.835
7 -	1:21.857	41.081	2:02.938 (2)	86.93	0.015	12:15:07.773

P17 28 C Tom WALKER			Yamaha R6 - TRW Racing			
IDEAL LAP TIME : 2:02.729		BEST LAP TIME : 2:02.729		DIFFERENCE : 0.000		
LAP	SECTOR 1	SECTOR 2	LAP TIME	MPH	DIFF	TIME OF DAY
1 -		41.189	2:10.985	81.59	8.256	12:02:44.849
2 -	1:22.387	41.281	2:03.668 (2)	86.42	0.939	12:04:48.517
3 -	1:21.839	40.890	2:02.729 (1)	87.08		12:06:51.246
4 -	1:22.446	48.121	2:10.567	81.85	7.838	12:09:01.813
5 -	1:23.460	42.244	2:05.704	85.02	2.975	12:11:07.517
6 -	1:22.668	41.143	2:03.811 (3)	86.32	1.082	12:13:11.328
7 -	1:22.332	42.486	2:04.818	85.62	2.089	12:15:16.146

P18 26 R600 Daniel PRESTON			Triumph 675R -			
IDEAL LAP TIME : 2:03.292		BEST LAP TIME : 2:03.793		DIFFERENCE : 0.501		
LAP	SECTOR 1	SECTOR 2	LAP TIME	MPH	DIFF	TIME OF DAY
1 -		41.454	2:13.323	80.16	9.530	12:02:47.187
2 -	1:22.132	41.985	2:04.117 (2)	86.11	0.324	12:04:51.304
3 -	1:22.633	41.160	2:03.793 (1)	86.33		12:06:55.097
4 -	1:22.889	42.192	2:05.081	85.44	1.288	12:09:00.178
5 -	1:22.673	41.552	2:04.225 (3)	86.03	0.432	12:11:04.403
6 -	1:23.261	42.032	2:05.293	85.30	1.500	12:13:09.696
7 -	1:23.995	42.541	2:06.536	84.46	2.743	12:15:16.232

P19 54 C Jake ANDERTON			Yamaha R6 - Hunter Racing			
IDEAL LAP TIME : 2:03.332		BEST LAP TIME : 2:03.483		DIFFERENCE : 0.151		
LAP	SECTOR 1	SECTOR 2	LAP TIME	MPH	DIFF	TIME OF DAY
1 -		42.244	2:15.016	79.16	11.533	12:02:48.880
2 -	1:23.924	41.255	2:05.179	85.38	1.696	12:04:54.059
3 -	1:22.907	41.289	2:04.196 (3)	86.05	0.713	12:06:58.255
4 -	1:23.289	41.592	2:04.881	85.58	1.398	12:09:03.136
5 -	1:23.619	42.119	2:05.738	85.00	2.255	12:11:08.874
6 -	1:22.353	41.130	2:03.483 (1)	86.55		12:13:12.357
7 -	1:22.202	41.800	2:04.002 (2)	86.19	0.519	12:15:16.359

P20 67 C Edward ANSELL			Triumph 675 - E a Ansell contractors			
IDEAL LAP TIME : 2:04.090		BEST LAP TIME : 2:04.090		DIFFERENCE : 0.000		
LAP	SECTOR 1	SECTOR 2	LAP TIME	MPH	DIFF	TIME OF DAY
1 -		41.615	2:13.808	79.87	9.718	12:02:47.672
2 -	1:23.244	41.440	2:04.684 (2)	85.72	0.594	12:04:52.356
3 -	1:22.792	41.298	2:04.090 (1)	86.13		12:06:56.446
4 -	1:23.772	42.232	2:06.004	84.82	1.914	12:09:02.450
5 -	1:23.949	42.447	2:06.396	84.56	2.306	12:11:08.846
6 -	1:23.331	41.394	2:04.725 (3)	85.69	0.635	12:13:13.571
7 -	1:22.813	42.161	2:04.974	85.52	0.884	12:15:18.545

BMCRC - MRO Championships 2024 - Rnd 6 @ Snetterton 300

DART MRO 600 inc Clubman 600 & GP2/EVO & Rookie 600

RACE 7 - SECTOR ANALYSIS



SECTOR 1 = FL to I1, SECTOR 2 = I1 to FL, DIFF = Difference To Personal Best Lap, P = Crossed Finish Line in Pit Lane, D = Time Disallowed

P21 138 R600 Paul COOMBS		Triumph 675R DAYTONA -				
IDEAL LAP TIME : 2:04.294		BEST LAP TIME : 2:04.521		DIFFERENCE : 0.227		
LAP	SECTOR 1	SECTOR 2	LAP TIME	MPH	DIFF	TIME OF DAY
1 -		42.624	2:15.334	78.97	10.813	12:02:49.198
2 -	1:24.042	42.432	2:06.474	84.50	1.953	12:04:55.672
3 -	1:23.812	41.965	2:05.777	84.97	1.256	12:07:01.449
4 -	1:23.435	41.896	2:05.331 (3)	85.27	0.810	12:09:06.780
5 -	1:23.024	42.353	2:05.377	85.24	0.856	12:11:12.157
6 -	1:23.221	41.640	2:04.861 (2)	85.59	0.340	12:13:17.018
7 -	1:22.654	41.867	2:04.521 (1)	85.83		12:15:21.539

P22 84 C George HIGGINS		Yamaha R6 - Aztec Racing				
IDEAL LAP TIME : 2:04.899		BEST LAP TIME : 2:04.899		DIFFERENCE : 0.000		
LAP	SECTOR 1	SECTOR 2	LAP TIME	MPH	DIFF	TIME OF DAY
1 -		42.367	2:14.793	79.29	9.894	12:02:48.657
2 -	1:24.225	41.860	2:06.085 (2)	84.76	1.186	12:04:54.742
3 -	1:23.247	41.652	2:04.899 (1)	85.57		12:06:59.641
4 -	1:23.944	42.268	2:06.212	84.68	1.313	12:09:05.853
5 -	1:23.838	42.279	2:06.117 (3)	84.74	1.218	12:11:11.970
6 -	1:24.334	42.066	2:06.400	84.55	1.501	12:13:18.370
7 -	1:24.360	42.121	2:06.481	84.50	1.582	12:15:24.851

P23 74 C Tom VAUGHAN		Yamaha R6 - Lamonde Automation Ltd, Smiths Mechanical Sup				
IDEAL LAP TIME : 2:04.986		BEST LAP TIME : 2:05.262		DIFFERENCE : 0.276		
LAP	SECTOR 1	SECTOR 2	LAP TIME	MPH	DIFF	TIME OF DAY
1 -		43.933	2:20.234	76.21	14.972	12:02:54.098
2 -	1:23.894	41.802	2:05.696	85.03	0.434	12:04:59.794
3 -	1:23.834	41.663	2:05.497 (3)	85.16	0.235	12:07:05.291
4 -	1:24.620	42.060	2:06.680	84.37	1.418	12:09:11.971
5 -	1:24.190	41.163	2:05.353 (2)	85.26	0.091	12:11:17.324
6 -	1:23.823	41.439	2:05.262 (1)	85.32		12:13:22.586
7 -	1:24.996	43.097	2:08.093	83.44	2.831	12:15:30.679

P24 129 C Adrian FALINSKI		Kawasaki ZX6R - ABLE Assist				
IDEAL LAP TIME : 2:05.680		BEST LAP TIME : 2:06.030		DIFFERENCE : 0.350		
LAP	SECTOR 1	SECTOR 2	LAP TIME	MPH	DIFF	TIME OF DAY
1 -		42.895	2:17.887	77.51	11.857	12:02:51.751
2 -	1:25.824	41.481	2:07.305	83.95	1.275	12:04:59.056
3 -	1:24.199	42.086	2:06.285 (2)	84.63	0.255	12:07:05.341
4 -	1:25.157	42.058	2:07.215	84.01	1.185	12:09:12.556
5 -	1:25.587	41.879	2:07.466	83.85	1.436	12:11:20.022
6 -	1:24.445	42.040	2:06.485 (3)	84.50	0.455	12:13:26.507
7 -	1:24.341	41.689	2:06.030 (1)	84.80		12:15:32.537

P25 888 R600 Kirt ELLIOTT		Yamaha R6 -				
IDEAL LAP TIME : 2:07.476		BEST LAP TIME : 2:07.912		DIFFERENCE : 0.436		
LAP	SECTOR 1	SECTOR 2	LAP TIME	MPH	DIFF	TIME OF DAY
1 -		42.750	2:17.539	77.70	9.627	12:02:51.403
2 -	1:26.586	43.400	2:09.986	82.22	2.074	12:05:01.389
3 -	1:25.908	42.995	2:08.903	82.91	0.991	12:07:10.292
4 -	1:25.873	42.933	2:08.806	82.97	0.894	12:09:19.098
5 -	1:25.124	43.038	2:08.162 (3)	83.39	0.250	12:11:27.260
6 -	1:25.560	42.352	2:07.912 (1)	83.55		12:13:35.172
7 -	1:25.294	42.775	2:08.069 (2)	83.45	0.157	12:15:43.241

BMCRC - MRO Championships 2024 - Rnd 6 @ Snetterton 300

DART MRO 600 inc Clubman 600 & GP2/EVO & Rookie 600

RACE 7 - SECTOR ANALYSIS



SECTOR 1 = FL to I1, SECTOR 2 = I1 to FL, DIFF = Difference To Personal Best Lap, P = Crossed Finish Line in Pit Lane, D = Time Disallowed

P26 64 C		Jack ALLAN		Yamaha R6 - Blackwidow Exhaust		
IDEAL LAP TIME : 2:06.758		BEST LAP TIME : 2:07.629		DIFFERENCE : 0.871		
LAP	SECTOR 1	SECTOR 2	LAP TIME	MPH	DIFF	TIME OF DAY
1 -		43.833	2:23.348	74.55	15.719	12:02:57.212
2 -	1:26.272	43.515	2:09.787	82.35	2.158	12:05:06.999
3 -	1:25.476	42.719	2:08.195 (3)	83.37	0.566	12:07:15.194
4 -	1:25.341	42.620	2:07.961 (2)	83.52	0.332	12:09:23.155
5 -	1:29.416	42.566	2:11.982	80.98	4.353	12:11:35.137
6 -	1:24.519	43.110	2:07.629 (1)	83.74		12:13:42.766
7 -	1:25.976	42.239	2:08.215	83.36	0.586	12:15:50.981

P27 101		Nick GUTHRIE		Honda CBR600 - Supreme installations		
IDEAL LAP TIME : 2:08.726		BEST LAP TIME : 2:09.180		DIFFERENCE : 0.454		
LAP	SECTOR 1	SECTOR 2	LAP TIME	MPH	DIFF	TIME OF DAY
1 -		42.626	2:16.884	78.08	7.704	12:02:50.748
2 -	1:27.087	42.926	2:10.013 (3)	82.20	0.833	12:05:00.761
3 -	1:26.100	43.080	2:09.180 (1)	82.73		12:07:09.941
4 -	1:27.283	43.028	2:10.311	82.01	1.131	12:09:20.252
5 -	1:26.414	43.227	2:09.641 (2)	82.44	0.461	12:11:29.893
6 -	1:27.024	43.705	2:10.729	81.75	1.549	12:13:40.622
7 -	1:28.078	43.381	2:11.459	81.30	2.279	12:15:52.081

P28 998 R600		Ben RYBICKI		Yamaha R6 - Car events diamondbrite		
IDEAL LAP TIME : 2:07.825		BEST LAP TIME : 2:07.825		DIFFERENCE : 0.000		
LAP	SECTOR 1	SECTOR 2	LAP TIME	MPH	DIFF	TIME OF DAY
1 -		44.450	2:24.375	74.02	16.550	12:02:58.239
2 -	1:26.518	43.263	2:09.781	82.35	1.956	12:05:08.020
3 -	1:26.834	43.020	2:09.854	82.30	2.029	12:07:17.874
4 -	1:25.703	42.850	2:08.553 (3)	83.14	0.728	12:09:26.427
5 -	1:25.159	42.666	2:07.825 (1)	83.61		12:11:34.252
6 -	1:25.181	43.163	2:08.344 (2)	83.27	0.519	12:13:42.596
7 -	1:26.894	42.996	2:09.890	82.28	2.065	12:15:52.486

P29 165 C		Frank MONTINI		-		
IDEAL LAP TIME : 2:08.074		BEST LAP TIME : 2:08.223		DIFFERENCE : 0.149		
LAP	SECTOR 1	SECTOR 2	LAP TIME	MPH	DIFF	TIME OF DAY
1 -		43.932	2:21.519	75.52	13.296	12:02:55.383
2 -	1:26.396	43.370	2:09.766	82.36	1.543	12:05:05.149
3 -	1:26.221	43.247	2:09.468	82.55	1.245	12:07:14.617
4 -	1:25.430	43.069	2:08.499 (2)	83.17	0.276	12:09:23.116
5 -	1:25.005	43.218	2:08.223 (1)	83.35		12:11:31.339
6 -	1:25.957	43.418	2:09.375 (3)	82.61	1.152	12:13:40.714
7 -	1:28.733	43.486	2:12.219	80.83	3.996	12:15:52.933

P30 122 R600		James EGGINTON		Kawasaki ZX6R - Advance Computer Services - www.ACS.co.uk		
IDEAL LAP TIME : 2:08.311		BEST LAP TIME : 2:08.410		DIFFERENCE : 0.099		
LAP	SECTOR 1	SECTOR 2	LAP TIME	MPH	DIFF	TIME OF DAY
1 -		50.719	2:25.687	73.36	17.277	12:02:59.551
2 -	1:28.802	44.254	2:13.056	80.32	4.646	12:05:12.607
3 -	1:26.580	43.310	2:09.890 (3)	82.28	1.480	12:07:22.497
4 -	1:25.772	44.151	2:09.923	82.26	1.513	12:09:32.420
5 -	1:25.897	43.372	2:09.269 (2)	82.68	0.859	12:11:41.689
6 -	1:26.893	43.421	2:10.314	82.01	1.904	12:13:52.003
7 -	1:25.871	42.539	2:08.410 (1)	83.23		12:16:00.413

BMCRC - MRO Championships 2024 - Rnd 6 @ Snetterton 300

DART MRO 600 inc Clubman 600 & GP2/EVO & Rookie 600

RACE 7 - SECTOR ANALYSIS



SECTOR 1 = FL to I1, SECTOR 2 = I1 to FL, DIFF = Difference To Personal Best Lap, P = Crossed Finish Line in Pit Lane, D = Time Disallowed

P31 13 R600 Matthew BENTON		Honda CBR600RR -				
IDEAL LAP TIME : 2:08.775		BEST LAP TIME : 2:08.893				
		DIFFERENCE : 0.118				
LAP	SECTOR 1	SECTOR 2	LAP TIME	MPH	DIFF	TIME OF DAY
1 -		44.435	2:25.221	73.59	16.328	12:02:59.085
2 -	1:27.037	43.745	2:10.782 (3)	81.72	1.889	12:05:09.867
3 -	1:26.528	44.478	2:11.006	81.58	2.113	12:07:20.873
4 -	1:27.202	44.326	2:11.528	81.26	2.635	12:09:32.401
5 -	1:27.368	44.184	2:11.552	81.24	2.659	12:11:43.953
6 -	1:25.896	42.997	2:08.893 (1)	82.92		12:13:52.846
7 -	1:25.778	43.311	2:09.089 (2)	82.79	0.196	12:16:01.935

P32 85 Jack WOLFF		Kawasaki ZX636 -				
IDEAL LAP TIME : 2:11.171		BEST LAP TIME : 2:11.300				
		DIFFERENCE : 0.129				
LAP	SECTOR 1	SECTOR 2	LAP TIME	MPH	DIFF	TIME OF DAY
1 -		43.998	2:20.167	76.25	8.867	12:02:54.031
2 -	1:27.717	44.767	2:12.484	80.67	1.184	12:05:06.515
3 -	1:28.291	44.464	2:12.755	80.50	1.455	12:07:19.270
4 -	1:28.304	44.433	2:12.737	80.52	1.437	12:09:32.007
5 -	1:27.595	43.990	2:11.585 (2)	81.22	0.285	12:11:43.592
6 -	1:27.181	44.119	2:11.300 (1)	81.40		12:13:54.892
7 -	1:27.460	44.589	2:12.049 (3)	80.94	0.749	12:16:06.941

P33 75 R600 Alex TUFNALL		Kawasaki 636 -				
IDEAL LAP TIME : 2:10.789		BEST LAP TIME : 2:11.000				
		DIFFERENCE : 0.211				
LAP	SECTOR 1	SECTOR 2	LAP TIME	MPH	DIFF	TIME OF DAY
1 -		44.042	2:22.253	75.13	11.253	12:02:56.117
2 -	1:26.935	44.635	2:11.570	81.23	0.570	12:05:07.687
3 -	1:28.392	44.884	2:13.276	80.19	2.276	12:07:20.963
4 -	1:27.789	44.714	2:12.503	80.66	1.503	12:09:33.466
5 -	1:26.840	44.338	2:11.178 (2)	81.47	0.178	12:11:44.644
6 -	1:27.051	43.949	2:11.000 (1)	81.58		12:13:55.644
7 -	1:27.026	44.421	2:11.447 (3)	81.31	0.447	12:16:07.091

P34 40 R600 James LORD		Triumph STREET TRIPPLE -				
IDEAL LAP TIME : 2:11.098		BEST LAP TIME : 2:11.133				
		DIFFERENCE : 0.035				
LAP	SECTOR 1	SECTOR 2	LAP TIME	MPH	DIFF	TIME OF DAY
1 -		44.386	2:20.982	75.81	9.849	12:02:54.846
2 -	1:27.645	44.300	2:11.945 (3)	81.00	0.812	12:05:06.791
3 -	1:29.068	43.764	2:12.832	80.46	1.699	12:07:19.623
4 -	1:28.655	44.467	2:13.122	80.28	1.989	12:09:32.745
5 -	1:27.648	44.337	2:11.985	80.97	0.852	12:11:44.730
6 -	1:27.338	43.795	2:11.133 (1)	81.50		12:13:55.863
7 -	1:27.334	44.265	2:11.599 (2)	81.21	0.466	12:16:07.462

P35 181 R600 Gary CROFT		Yamaha R6 - Jelly Creative & NR Racing				
IDEAL LAP TIME : 2:12.465		BEST LAP TIME : 2:12.539				
		DIFFERENCE : 0.074				
LAP	SECTOR 1	SECTOR 2	LAP TIME	MPH	DIFF	TIME OF DAY
1 -		44.704	2:24.508	73.96	11.969	12:02:58.372
2 -	1:29.797	52.822	2:22.619	74.94	10.080	12:05:20.991
3 -	1:30.587	44.547	2:15.134	79.09	2.595	12:07:36.125
4 -	1:28.649	44.349	2:12.998 (3)	80.36	0.459	12:09:49.123
5 -	1:29.227	44.921	2:14.148	79.67	1.609	12:12:03.271
6 -	1:28.120	44.422	2:12.542 (2)	80.63	0.003	12:14:15.813
7 -	1:28.116	44.423	2:12.539 (1)	80.64		12:16:28.352

BMCRC - MRO Championships 2024 - Rnd 6 @ Snetterton 300

DART MRO 600 inc Clubman 600 & GP2/EVO & Rookie 600

RACE 7 - SECTOR ANALYSIS



SECTOR 1 = FL to I1, SECTOR 2 = I1 to FL, DIFF = Difference To Personal Best Lap, P = Crossed Finish Line in Pit Lane, D = Time Disallowed

P36 89 R600 Bert ELLISON		Triumph DAYTONA 675R - Ma n pa prentice				
IDEAL LAP TIME :		BEST LAP TIME : 2:12.942		DIFFERENCE :		
LAP	SECTOR 1	SECTOR 2	LAP TIME	MPH	DIFF	TIME OF DAY
1 -			2:25.059	73.68	12.117	12:02:58.923
2 -			2:14.539 (2)	79.44	1.597	12:05:13.462
3 -			2:27.047	72.68	14.105	12:07:40.509
4 -			2:15.942	78.62	3.000	12:09:56.452
5 -			2:12.942 (1)	80.39		12:12:09.394
6 -			2:15.370 (3)	78.95	2.428	12:14:24.764

P37 180 R600 Oliver BROWN		Yamaha R6 -				
IDEAL LAP TIME : 2:14.493		BEST LAP TIME : 2:14.493		DIFFERENCE : 0.000		
LAP	SECTOR 1	SECTOR 2	LAP TIME	MPH	DIFF	TIME OF DAY
1 -		45.908	2:28.762	71.84	14.269	12:03:02.626
2 -	1:32.504	47.315	2:19.819	76.44	5.326	12:05:22.445
3 -	1:31.948	46.152	2:18.100	77.39	3.607	12:07:40.545
4 -	1:31.647	46.153	2:17.800 (2)	77.56	3.307	12:09:58.345
5 -	1:31.918	45.980	2:17.898 (3)	77.50	3.405	12:12:16.243
6 -	1:30.334	44.159	2:14.493 (1)	79.46		12:14:30.736

P38 379 R600 Jack Crowley MASON		Triumph DAYTONA 675 R -				
IDEAL LAP TIME : 2:17.289		BEST LAP TIME : 2:17.782		DIFFERENCE : 0.493		
LAP	SECTOR 1	SECTOR 2	LAP TIME	MPH	DIFF	TIME OF DAY
1 -		45.851	2:28.212	72.11	10.430	12:03:02.076
2 -	1:32.344	46.331	2:18.675	77.07	0.893	12:05:20.751
3 -	1:33.365	45.878	2:19.243	76.75	1.461	12:07:39.994
4 -	1:31.990	45.920	2:17.910 (2)	77.50	0.128	12:09:57.904
5 -	1:31.802	45.980	2:17.782 (1)	77.57		12:12:15.686
6 -	1:33.039	45.487	2:18.526 (3)	77.15	0.744	12:14:34.212

P39 41 C Tony PEACE		Yamaha R6 - Green Boilers and Heating				
IDEAL LAP TIME : 2:17.087		BEST LAP TIME : 2:17.590		DIFFERENCE : 0.503		
LAP	SECTOR 1	SECTOR 2	LAP TIME	MPH	DIFF	TIME OF DAY
1 -		45.851	2:28.931	71.76	11.341	12:03:02.795
2 -	1:31.950	47.403	2:19.353	76.69	1.763	12:05:22.148
3 -	1:32.537	46.402	2:18.939	76.92	1.349	12:07:41.087
4 -	1:31.393	46.197	2:17.590 (1)	77.68		12:09:58.677
5 -	1:31.802	46.164	2:17.966 (2)	77.46	0.376	12:12:16.643
6 -	1:32.487	45.694	2:18.181 (3)	77.34	0.591	12:14:34.824

P40 5 Luke MACRAE		Triumph 765 - Bournepphoto.co.uk				
IDEAL LAP TIME : 2:00.341		BEST LAP TIME : 2:00.453		DIFFERENCE : 0.112		
LAP	SECTOR 1	SECTOR 2	LAP TIME	MPH	DIFF	TIME OF DAY
1 -		40.094	2:05.592	85.10	5.139	12:02:39.456
2 -	1:20.247	40.206	2:00.453 (1)	88.73		12:04:39.909
3 -	1:21.434	40.586	2:02.020 (2)	87.59	1.567	12:06:41.929
4 -	1:21.980	40.402	2:02.382 (3)	87.33	1.929	12:08:44.311

BMCRC - MRO Championships 2024 - Rnd 6 @ Snetterton 300

DART MRO 600 inc Clubman 600 & GP2/EVO & Rookie 600

RACE 7 - BEST SECTORS

SECTOR 1				SECTOR 2				IDEAL / BEST COMPARISON				
POS	NO	NAME	TIME	NO	NAME	TIME	POS	NO	NAME	IDEAL	BEST	DIFF
									PERFECT LAP	1:56.710		
1	3	LAMBDEN	1:18.066	76	JOHNSON	38.644	1	76	JOHNSON	1:56.746	1:56.875	0.129
2	76	JOHNSON	1:18.102	33	LINDEMANN	38.657	2	3	LAMBDEN	1:56.782	1:57.281	0.499
3	33	LINDEMANN	1:18.285	3	LAMBDEN	38.716	3	33	LINDEMANN	1:56.942	1:56.942	0.000
4	35	DICKINSON	1:19.345	35	DICKINSON	39.496	4	35	DICKINSON	1:58.841	1:58.841	0.000
5	44	DUTTON	1:19.743	531	KOURTI	39.499	5	531	KOURTI	1:59.428	2:00.182	0.754
6	169	CUNNINGHAM	1:19.909	818	BARKER	39.757	6	44	DUTTON	1:59.625	1:59.625	0.000
7	531	KOURTI	1:19.929	44	DUTTON	39.882	7	818	BARKER	1:59.690	1:59.882	0.192
8	818	BARKER	1:19.933	178	BLOOMFIELD	40.001	8	169	CUNNINGHAM	1:59.996	1:59.996	0.000
9	81	McMULLAN	1:20.185	81	McMULLAN	40.024	9	81	McMULLAN	2:00.209	2:00.283	0.074
10	116	TURNER	1:20.189	169	CUNNINGHAM	40.087	10	116	TURNER	2:00.300	2:00.477	0.177
11	5	MACRAE	1:20.247	5	MACRAE	40.094	11	5	MACRAE	2:00.341	2:00.453	0.112
12	178	BLOOMFIELD	1:20.395	116	TURNER	40.111	12	178	BLOOMFIELD	2:00.396	2:00.396	0.000
13	39	MONK	1:20.766	39	MONK	40.248	13	39	MONK	2:01.014	2:01.014	0.000
14	94	CANNONS	1:21.639	48	FORREST	40.401	14	115	MAHER	2:02.229	2:02.754	0.525
15	115	MAHER	1:21.758	115	MAHER	40.471	15	94	CANNONS	2:02.702	2:02.923	0.221
16	28	WALKER	1:21.839	28	WALKER	40.890	16	28	WALKER	2:02.729	2:02.729	0.000
17	26	PRESTON	1:22.132	94	CANNONS	41.063	17	48	FORREST	2:03.276	2:03.420	0.144
18	54	ANDERTON	1:22.202	54	ANDERTON	41.130	18	26	PRESTON	2:03.292	2:03.793	0.501
19	138	COOMBS	1:22.654	26	PRESTON	41.160	19	54	ANDERTON	2:03.332	2:03.483	0.151
20	67	ANSELL	1:22.792	74	VAUGHAN	41.163	20	67	ANSELL	2:04.090	2:04.090	0.000
21	48	FORREST	1:22.875	67	ANSELL	41.298	21	138	COOMBS	2:04.294	2:04.521	0.227
22	84	HIGGINS	1:23.247	129	FALINSKI	41.481	22	84	HIGGINS	2:04.899	2:04.899	0.000
23	74	VAUGHAN	1:23.823	138	COOMBS	41.640	23	74	VAUGHAN	2:04.986	2:05.262	0.276
24	129	FALINSKI	1:24.199	84	HIGGINS	41.652	24	129	FALINSKI	2:05.680	2:06.030	0.350
25	64	ALLAN	1:24.519	64	ALLAN	42.239	25	64	ALLAN	2:06.758	2:07.629	0.871
26	165	MONTINI	1:25.005	888	ELLIOTT	42.352	26	888	ELLIOTT	2:07.476	2:07.912	0.436
27	888	ELLIOTT	1:25.124	122	EGGINTON	42.539	27	998	RYBICKI	2:07.825	2:07.825	0.000
28	998	RYBICKI	1:25.159	101	GUTHRIE	42.626	28	165	MONTINI	2:08.074	2:08.223	0.149
29	122	EGGINTON	1:25.772	998	RYBICKI	42.666	29	122	EGGINTON	2:08.311	2:08.410	0.099
30	13	BENTON	1:25.778	13	BENTON	42.997	30	101	GUTHRIE	2:08.726	2:09.180	0.454
31	101	GUTHRIE	1:26.100	165	MONTINI	43.069	31	13	BENTON	2:08.775	2:08.893	0.118
32	75	TUFNALL	1:26.840	40	LORD	43.764	32	75	TUFNALL	2:10.789	2:11.000	0.211
33	85	WOLFF	1:27.181	75	TUFNALL	43.949	33	40	LORD	2:11.098	2:11.133	0.035
34	40	LORD	1:27.334	85	WOLFF	43.990	34	85	WOLFF	2:11.171	2:11.300	0.129
35	181	CROFT	1:28.116	180	BROWN	44.159	35	181	CROFT	2:12.465	2:12.539	0.074
36	180	BROWN	1:30.334	181	CROFT	44.349	36	180	BROWN	2:14.493	2:14.493	0.000
37	41	PEACE	1:31.393	379	MASON	45.487	37	41	PEACE	2:17.087	2:17.590	0.503
38	379	MASON	1:31.802	41	PEACE	45.694	38	379	MASON	2:17.289	2:17.782	0.493
39							39	89	ELLISON		2:12.942	
40							40	91	HIRST		1:56.922	

BMCRC - MRO Championships 2024 - Rnd 6 @ Snetterton 300

DART MRO 600 inc Clubman 600 & GP2/EVO & Rookie 600

RACE 7 - STATISTICS

Competitors Started 40
Planned Start 2024-09-01 @ 11:50:00.000
Actual Start 2024-09-01 @ 12:00:33.863
Finish Time 2024-09-01 @ 12:14:21.825
Track Length 2.9689mi.
Total Laps 273
Total Distance Covered 810.5128mi.

Session Fastest Lap History

NO	CL	NAME	LAP TIME	TIME OF DAY	LAP	VEHICLE
76		Anthony JOHNSON	1:57.485	12:04:33.647	2	Yamaha R6
76		Anthony JOHNSON	1:56.875	12:06:30.522	3	Yamaha R6

Session Leader History

NO	CL	NAME	FROM LAP	LAPS LED	DISTANCE	VEHICLE
76		Anthony JOHNSON	1	7	20.78 miles	Yamaha R6

Flag History

TYPE	TIME OF DAY
GREEN	12:00:33.863
FINISH	12:14:21.825

Flag Statistics

TYPE	COUNT	TOTAL LAPS	TOTAL TIME
Green	1	7	16:01.764
Red	0	0	0.000
Safety Car	0	0	0.000
FCY	0	0	0.000

BMCRC - MRO Championships 2024 - Rnd 6 @ Snetterton 300

DART MRO 600 inc Clubman 600 & GP2/EVO & Rookie 600

RACE 7 - STATISTICS

CLASS :

11 Starters

Fastest Lap History

NO	NAME	LAP TIME	TIME OF DAY	LAP	VEHICLE
76	Anthony JOHNSON	1:57.485	12:04:33.647	2	Yamaha R6
76	Anthony JOHNSON	1:56.875	12:06:30.522	3	Yamaha R6

Leader History

NO	NAME	FROM LAP	LAPS LED	DISTANCE	VEHICLE
76	Anthony JOHNSON	1	7	20.78 miles	Yamaha R6

BMCRC - MRO Championships 2024 - Rnd 6 @ Snetterton 300

DART MRO 600 inc Clubman 600 & GP2/EVO & Rookie 600

RACE 7 - STATISTICS

CLASS : C

15 Starters

Fastest Lap History

NO	NAME	LAP TIME	TIME OF DAY	LAP	VEHICLE
33	David LINDEMANN	1:58.316	12:04:37.588	2	Suzuki SV650
33	David LINDEMANN	1:57.648	12:06:35.235	3	Suzuki SV650
33	David LINDEMANN	1:57.561	12:10:31.353	5	Suzuki SV650
33	David LINDEMANN	1:57.181	12:12:28.533	6	Suzuki SV650
33	David LINDEMANN	1:56.942	12:14:25.475	7	Suzuki SV650

Leader History

NO	NAME	FROM LAP	LAPS LED	DISTANCE	VEHICLE
33	David LINDEMANN	1	7	20.78 miles	Suzuki SV650

BMCRC - MRO Championships 2024 - Rnd 6 @ Snetterton 300

DART MRO 600 inc Clubman 600 & GP2/EVO & Rookie 600

RACE 7 - STATISTICS

CLASS : R600

14 Starters

Fastest Lap History

NO	NAME	LAP TIME	TIME OF DAY	LAP	VEHICLE
178	Paul BLOOMFIELD	2:01.752	12:04:44.938	2	Yamaha R6
178	Paul BLOOMFIELD	2:01.077	12:06:46.015	3	Yamaha R6
178	Paul BLOOMFIELD	2:00.808	12:08:46.824	4	Yamaha R6
178	Paul BLOOMFIELD	2:00.396	12:12:48.124	6	Yamaha R6

Leader History

NO	NAME	FROM LAP	LAPS LED	DISTANCE	VEHICLE
178	Paul BLOOMFIELD	1	7	20.78 miles	Yamaha R6



BMCRC - MRO Championships 2024 - Rnd 6 @ Snetterton 300

DART MRO 600 inc Clubman 600 & GP2/EVO & Rookie 600

RACE 15 - CLASSIFICATION

Race Distance: 7 Laps / 20.78 miles

POS	NO	CL	PIC	NAME	ENTRY	LAPS	TIME	GAP	DIFF	MPH	BEST	ON	GRD	↑↓
1	33	C	1	David LINDEMANN	Suzuki SV650 - Giraffe Decorators	7	13:45.724			90.60	1:56.220	3	3	2
2	3		1	Joey LAMBDEN	Kawasaki 636 -	7	13:51.714	5.990	5.990	89.95	1:56.868	3	4	2
3	35		2	Kai DICKINSON	Yamaha R6 - Dad	7	13:59.589	13.865	7.875	89.11	1:58.282	4	5	2
4	818		3	Alex BARKER	Yamaha R6 - Barker Woodrow LTD & SS5 Construction LTC	7	14:06.204	20.480	6.615	88.41	1:59.634	4	7	3
5	169		4	Gareth CUNNINGHAM	Yamaha R6 - Burnham cars ltd	7	14:12.122	26.398	5.918	87.80	2:00.436	2	8	3
6	531	C	2	Jake KOURTI	Yamaha R6 - Red Mist Ltd/ GK Tree Surgeons Ltd/JWG Mo	7	14:14.512	28.788	2.390	87.55	2:00.362	7	9	3
7	81		5	Fred McMULLAN	Kawasaki ZX636 - Orwell Motorcycles Ipswich	7	14:14.936	29.212	0.424	87.51	2:00.531	7	10	3
8	91		6	Sam HIRST	Kawasaki ZX-636 - Team Valley Racing	7	14:17.297	31.573	2.361	87.27	1:59.010	4	2	-6
9	39	C	3	Aaron MONK	Kawasaki NINJA 636 - flyaspitfire.co.uk	7	14:17.799	32.075	0.502	87.21	2:00.528	5	14	5
10	178	R600	1	Paul BLOOMFIELD	Yamaha R6 -	7	14:18.741	33.017	0.942	87.12	2:01.111	7	11	1
11	44		7	James DUTTON	Yamaha R6 - AMR Motorcycles	7	14:24.857	39.133	6.116	86.50	2:01.410	3	6	-5
12	115	C	4	Brian MAHER	Yamaha R6 - Spraytech /Espresso Solutions	7	14:31.886	46.162	7.029	85.80	2:02.612	4	16	4
13	28	C	5	Tom WALKER	Yamaha R6 - TRW Racing	7	14:35.026	49.302	3.140	85.50	2:03.544	2	15	2
14	26	R600	2	Daniel PRESTON	Triumph 675R -	7	14:37.614	51.890	2.588	85.24	2:03.030	4	20	6
15	138	R600	3	Paul COOMBS	Triumph 675R DAYTONA -	7	14:38.074	52.350	0.460	85.20	2:03.552	7	22	7
16	94	R600	4	Peter CANNONS	Kawasaki ZX6R -	7	14:38.701	52.977	0.627	85.14	2:02.947	4	17	1
17	67	C	6	Edward ANSELL	Triumph 675 - E a Ansell contractors	7	14:48.976	1:03.252	10.275	84.16	2:04.594	2	21	4
18	74	C	7	Tom VAUGHAN	Yamaha R6 - Lamonde Automation Ltd, Smiths Mechanical !	7	14:49.337	1:03.613	0.361	84.12	2:04.762	4	24	6
19	84	C	8	George HIGGINS	Yamaha R6 - Aztec Racing	7	14:50.207	1:04.483	0.870	84.04	2:05.362	2	23	4
20	64	C	9	Jack ALLAN	Yamaha R6 - Blackwidow Exhaust	7	15:02.708	1:16.984	12.501	82.88	2:06.615	5	26	6
21	129	C	10	Adrian FALINSKI	Kawasaki ZX6R - ABLE Assist	7	15:03.932	1:18.208	1.224	82.76	2:07.446	5	25	4
22	122	R600	5	James EGGINTON	Kawasaki ZX6R - Advance Computer Services - www.ACS.c	7	15:10.213	1:24.489	6.281	82.19	2:07.860	2	30	8
23	998	R600	6	Ben RYBICKI	Yamaha R6 - Car events diamondbrite	7	15:12.891	1:27.167	2.678	81.95	2:07.271	5	27	4
24	888	R600	7	Kirt ELLIOTT	Yamaha R6 -	7	15:26.685	1:40.961	13.794	80.73	2:09.755	6	28	4
25	75	R600	8	Alex TUFNALL	Kawasaki 636 -	7	15:26.969	1:41.245	0.284	80.71	2:09.991	6	33	8
26	85		8	Jack WOLFF	Kawasaki ZX636 -	7	15:27.325	1:41.601	0.356	80.67	2:09.843	7	35	9
27	40	R600	9	James LORD	Triumph STREET TRIPPLE -	7	15:28.016	1:42.292	0.691	80.61	2:10.058	7	34	7
28	13	R600	10	Matthew BENTON	Honda CBR600RR -	7	15:28.109	1:42.385	0.093	80.61	2:09.965	7	31	3
29	180	R600	11	Oliver BROWN	Yamaha R6 -	7	15:44.107	1:58.383	15.998	79.24	2:09.830	7	38	9
30	181	R600	12	Gary CROFT	Yamaha R6 - Jelly Creative & NR Racing	7	15:50.234	2:04.510	6.127	78.73	2:13.150	3	36	6
31	41	C	11	Tony PEACE	Yamaha R6 - Green Boilers and Heating	7	15:51.978	2:06.254	1.744	78.59	2:13.567	4	39	8
32	89	R600	13	Bert ELLISON	Triumph DAYTONA 675R - Ma n pa prentice	6	13:58.960	1 Lap	1 Lap	76.43	2:16.013	6	37	5
33	379	R600	14	Jack Crowley MASON	Triumph DAYTONA 675 R -	6	14:02.126	1 Lap	3.166	76.15	2:18.577	2	40	7

NOT CLASSIFIED

DNF	76			Anthony JOHNSON	Yamaha R6 - INTA MOTORCYCLE SERVICES LTD	6	11:48.504	1 Lap		90.51	1:56.042	4	1	
DNF	54	C		Jake ANDERTON	Yamaha R6 - Hunter Racing	5	10:37.379	2 Laps	1 Lap	83.84	2:03.873	3	19	
DNF	165	C		Frank MONTINI	-	2	4:36.764	5 Laps	3 Laps	77.23	2:13.175	2	29	

FASTEST LAP

	76			Anthony JOHNSON	Yamaha R6 - INTA MOTORCYCLE SERVICES LTD	4	1:56.042			92.10 mph			148.22 kph	
	33	C		David LINDEMANN	Suzuki SV650 - Giraffe Decorators	3	1:56.220			91.96 mph			148.00 kph	
	178	R600		Paul BLOOMFIELD	Yamaha R6 -	7	2:01.111			88.25 mph			142.02 kph	

Comments:

Class C - 92.5% of Race Speed = 83.80 mph

Class - 92.5% of Race Speed = 83.20 mph

Class R600 - 92.5% of Race Speed = 80.58 mph

Weather / Track : Cloudy / Dry

These results are provisional until the conclusion of any judicial and technical matters.

Date: 01/09/2024 Start: 15:59 Finish: 16:13

Snetterton 300: 2.9689 miles

Clerk Of Course:

Stewards:

Timekeeper:

Craig Smith



BMCRC - MRO Championships 2024 - Rnd 6 @ Snetterton 300

DART MRO 600 inc Clubman 600 & GP2/EVO & Rookie 600

RACE 15 - LAP CHART

LAP 1 @ 16:01:29.777

NO	BEHIND	LAP TIME
91		2:03.138
3	0.399	2:03.537
76	0.483	2:03.621
33	0.759	2:03.897
818	2.328	2:05.466
35	2.775	2:05.913
169	3.347	2:06.485
531	4.850	2:07.988
44	5.184	2:08.322
81	5.641	2:08.779
39	5.692	2:08.830
178	6.245	2:09.383
28	6.350	2:09.488
115	8.136	2:11.274
94	8.517	2:11.655
54	8.594	2:11.732
138	9.626	2:12.764
67	10.217	2:13.355
26	10.635	2:13.773
84	10.980	2:14.118
74	11.350	2:14.488
64	12.599	2:15.737
129	13.243	2:16.381
122	13.820	2:16.958
888	16.889	2:20.027
75	17.279	2:20.417
85	18.084	2:21.222
40	18.276	2:21.414
998	18.682	2:21.820
13	19.062	2:22.200
165	20.451	2:23.589
379	23.540	2:26.678
181	23.830	2:26.968
41	24.291	2:27.429
89	26.433	2:29.571
180	26.798	2:29.936

LAP 2 @ 16:03:27.172

NO	BEHIND	LAP TIME
76		1:56.912
33	0.725	1:57.361
3	0.763	1:57.759
91	2.231	1:59.626
35	4.467	1:59.087
818	4.783	1:59.850
169	6.388	2:00.436
531	8.929	2:01.474
44	9.443	2:01.654
81	9.798	2:01.552
39	9.995	2:01.698
178	10.375	2:01.525
28	12.499	2:03.544
115	14.824	2:04.083
94	15.593	2:04.471
54	15.673	2:04.474
138	16.575	2:04.344
67	17.416	2:04.594
26	18.544	2:05.304
84	18.947	2:05.362
74	19.408	2:05.453
64	23.509	2:08.305
129	23.987	2:08.139
122	24.285	2:07.860

888	31.725	2:12.231
75	32.104	2:12.220
85	32.175	2:11.486
40	32.896	2:12.015
998	32.988	2:11.701
13	33.520	2:11.853
165	36.231	2:13.175
181	42.244	2:15.809
41	42.633	2:15.737
379	44.722	2:18.577
89	47.164	2:18.126
180	47.514	2:18.111

LAP 3 @ 16:05:24.117

NO	BEHIND	LAP TIME
33		1:56.220
76	0.486	1:57.431
3	0.686	1:56.868
91	4.399	1:59.113
35	6.026	1:58.504
818	8.145	2:00.307
169	10.087	2:00.644
531	13.734	2:01.750
44	13.908	2:01.410
81	14.084	2:01.231
39	14.485	2:01.435
178	14.920	2:01.490
28	20.679	2:05.125
115	21.601	2:03.722
94	22.534	2:03.886
54	22.601	2:03.873
138	24.083	2:04.453
67	25.840	2:05.369
26	26.449	2:04.850
84	28.261	2:06.259
74	28.362	2:05.899
64	34.056	2:07.492
129	34.808	2:07.766
122	35.505	2:08.165
998	44.112	2:08.069
888	46.734	2:11.954
85	47.061	2:11.831
75	47.517	2:12.358
13	47.780	2:11.205
40	48.121	2:12.170
181	58.449	2:13.150
41	59.381	2:13.693
180	1:02.392	2:11.823
379	1:06.833	2:19.056
89	1:07.343	2:17.124

LAP 4 @ 16:07:20.359

NO	BEHIND	LAP TIME
33		1:56.242
76	0.286	1:56.042
3	1.989	1:57.545
91	7.167	1:59.010
35	8.066	1:58.282
818	11.537	1:59.634
169	14.526	2:00.681
531	18.352	2:00.860
81	18.820	2:00.978
44	19.581	2:01.915
39	19.767	2:01.524
178	20.419	2:01.741

115	27.971	2:02.612
28	28.592	2:04.155
94	29.239	2:02.947
138	32.924	2:05.083
26	33.237	2:03.030
54	33.305	2:06.946
67	36.173	2:06.575
74	36.882	2:04.762
84	37.461	2:05.442
64	46.054	2:08.240
129	46.449	2:07.883
122	47.320	2:08.057
998	55.666	2:07.796
75	1:01.642	2:10.367
888	1:01.827	2:11.335
40	1:02.193	2:10.314
85	1:02.744	2:11.925
13	1:03.493	2:11.955
181	1:15.932	2:13.725
41	1:16.706	2:13.567
180	1:17.270	2:11.120
379	1:30.026	2:19.435
89	1:32.036	2:20.935

LAP 5 @ 16:09:17.818

NO	BEHIND	LAP TIME
76		1:57.173
33	0.054	1:57.513
3	2.737	1:58.207
91	8.971	1:59.263
35	9.208	1:58.601
818	14.146	2:00.068
169	18.037	2:00.970
531	21.633	2:00.740
81	21.911	2:00.550
39	22.836	2:00.528
178	25.093	2:02.133
44	25.695	2:03.573
115	33.355	2:02.843
28	34.895	2:03.762
94	35.975	2:04.195
26	39.062	2:03.284
138	39.387	2:03.922
67	45.592	2:06.878
74	45.882	2:06.459
84	46.108	2:06.106
54	46.200	2:10.354
64	55.210	2:06.615
129	56.436	2:07.446
122	58.171	2:08.310
998	1:05.478	2:07.271
888	1:15.693	2:11.325
75	1:15.807	2:11.624
40	1:16.159	2:11.425
85	1:16.351	2:11.066
13	1:16.591	2:10.557
181	1:32.219	2:13.746
180	1:32.305	2:12.494
41	1:33.229	2:13.982
89	1:51.768	2:17.191
379	1:52.311	2:19.744

LAP 6 @ 16:11:14.597

NO	BEHIND	LAP TIME
33		1:56.724

76	0.546	1:57.325
3	4.408	1:58.450
35	11.427	1:58.998
818	17.341	1:59.974
169	22.900	2:01.642
531	26.192	2:01.338
81	26.447	2:01.315
39	28.778	2:02.721
91	28.794	2:16.602
178	29.672	2:01.358
44	33.365	2:04.449
115	39.789	2:03.213
28	42.313	2:04.197
94	44.163	2:04.967
26	46.420	2:04.137
138	46.564	2:03.956
67	54.351	2:05.538
74	54.695	2:05.592
84	55.471	2:06.142
64	1:06.334	2:07.903
129	1:07.896	2:08.239
122	1:11.453	2:10.061
998	1:16.783	2:08.084
888	1:28.669	2:09.755
75	1:29.019	2:09.991
85	1:29.524	2:09.952
40	1:30.000	2:10.620
13	1:30.186	2:10.374
180	1:46.319	2:10.793
181	1:48.602	2:13.162
41	1:50.201	2:13.751

LAP 7 @ 16:13:12.363

NO	BEHIND	LAP TIME
33		1:57.766
3	5.990	1:59.348
89	1 Lap	2:16.013
35	13.865	2:00.204
379	1 Lap	2:18.636
818	20.480	2:00.905
169	26.398	2:01.264
531	28.788	2:00.362
81	29.212	2:00.531
91	31.573	2:00.545
39	32.075	2:01.063
178	33.017	2:01.111
44	39.133	2:03.534
115	46.162	2:04.139
28	49.302	2:04.755
26	51.890	2:03.236
138	52.350	2:03.552
94	52.977	2:06.580
67	1:03.252	2:06.667
74	1:03.613	2:06.684
84	1:04.483	2:06.778
64	1:16.984	2:08.416
129	1:18.208	2:08.078
122	1:24.489	2:10.802
998	1:27.167	2:08.150
888	1:40.961	2:10.058
75	1:41.245	2:09.992
85	1:41.601	2:09.843
40	1:42.292	2:10.058
13	1:42.385	2:09.965
180	1:58.383	2:09.830
181	2:04.510	2:13.674

BMCRC - MRO Championships 2024 - Rnd 6 @ Snetterton 300

DART MRO 600 inc Clubman 600 & GP2/EVO & Rookie 600

RACE 15 - POSITION CHART

No	Name	Lap Pos							
			1	2	3	4	5	6	7
76	JOHNSON	1	91	76	33	33	76	33	33
91	HIRST	2	3	33	76	76	33	76	3
33	LINDEMANN	3	76	3	3	3	3	3	35
3	LAMB DEN	4	33	91	91	91	91	35	818
35	DICKINSON	5	818	35	35	35	35	818	169
44	DUTTON	6	35	818	818	818	818	169	531
818	BARKER	7	169	169	169	169	169	531	81
169	CUNNINGHAM	8	531	531	531	531	531	81	91
531	KOURTI	9	44	44	44	81	81	39	39
81	McMULLAN	10	81	81	81	44	39	91	178
178	BLOOMFIELD	11	39	39	39	39	178	178	44
39	MONK	12	178	178	178	178	44	44	115
28	WALKER	13	28	28	28	115	115	115	28
115	MAHER	14	115	115	115	28	28	28	26
94	CANNONS	15	94	94	94	94	94	94	138
54	ANDERTON	16	54	54	54	138	26	26	94
26	PRESTON	17	138	138	138	26	138	138	67
67	ANSELL	18	67	67	67	54	67	67	74
138	COOMBS	19	26	26	26	67	74	74	84
84	HIGGINS	20	84	84	84	74	84	84	64
74	VAUGHAN	21	74	74	74	84	54	64	129
129	FALINSKI	22	64	64	64	64	64	129	122
64	ALLAN	23	129	129	129	129	129	122	998
998	RYBICKI	24	122	122	122	122	122	998	888
888	ELLIOTT	25	888	888	998	998	998	888	75
165	MONTINI	26	75	75	888	75	888	75	85
122	EGGINTON	27	85	85	85	888	75	85	40
13	BENTON	28	40	40	75	40	40	40	13
75	TUFNALL	29	998	998	13	85	85	13	180
40	LORD	30	13	13	40	13	13	180	181
85	WOLFF	31	165	165	181	181	181	181	41
181	CROFT	32	379	181	41	41	180	41	
89	ELLISON	33	181	41	180	180	41	89	
180	BROWN	34	41	379	379	379	89	379	
41	PEACE	35	89	89	89	89	379		
379	MASON	36	180	180					

BMCRC - MRO Championships 2024 - Rnd 6 @ Snetterton 300

DART MRO 600 inc Clubman 600 & GP2/EVO & Rookie 600

RACE 15 - SECTOR ANALYSIS



SECTOR 1 = FL to I1, SECTOR 2 = I1 to FL, DIFF = Difference To Personal Best Lap, P = Crossed Finish Line in Pit Lane, D = Time Disallowed

P1 33 C		David LINDEMANN		Suzuki SV650 - Giraffe Decorators		
IDEAL LAP TIME :		BEST LAP TIME : 1:56.220		DIFFERENCE :		
LAP	SECTOR 1	SECTOR 2	LAP TIME	MPH	DIFF	TIME OF DAY
1 -			2:03.897	86.26	7.677	16:01:30.536
2 -			1:57.361	91.07	1.141	16:03:27.897
3 -			1:56.220 (1)	91.96		16:05:24.117
4 -			1:56.242 (2)	91.94	0.022	16:07:20.359
5 -			1:57.513	90.95	1.293	16:09:17.872
6 -			1:56.724 (3)	91.56	0.504	16:11:14.597
7 -			1:57.766	90.75	1.546	16:13:12.363

P2 3		Joey LAMB DEN		Kawasaki 636 -		
IDEAL LAP TIME : 1:56.868		BEST LAP TIME : 1:56.868		DIFFERENCE : 0.000		
LAP	SECTOR 1	SECTOR 2	LAP TIME	MPH	DIFF	TIME OF DAY
1 -		39.437	2:03.537	86.51	6.669	16:01:30.176
2 -	1:18.833	38.926	1:57.759 (3)	90.76	0.891	16:03:27.935
3 -	1:18.217	38.651	1:56.868 (1)	91.45		16:05:24.803
4 -	1:18.735	38.810	1:57.545 (2)	90.92	0.677	16:07:22.348
5 -	1:19.179	39.028	1:58.207	90.41	1.339	16:09:20.555
6 -	1:19.296	39.154	1:58.450	90.23	1.582	16:11:19.005
7 -	1:20.365	38.983	1:59.348	89.55	2.480	16:13:18.353

P3 35		Kai DICKINSON		Yamaha R6 - Dad		
IDEAL LAP TIME : 1:58.203		BEST LAP TIME : 1:58.282		DIFFERENCE : 0.079		
LAP	SECTOR 1	SECTOR 2	LAP TIME	MPH	DIFF	TIME OF DAY
1 -		39.962	2:05.913	84.88	7.631	16:01:32.552
2 -	1:19.446	39.641	1:59.087	89.75	0.805	16:03:31.639
3 -	1:19.079	39.425	1:58.504 (2)	90.19	0.222	16:05:30.143
4 -	1:19.105	39.177	1:58.282 (1)	90.36		16:07:28.425
5 -	1:19.026	39.575	1:58.601 (3)	90.11	0.319	16:09:27.026
6 -	1:19.531	39.467	1:58.998	89.81	0.716	16:11:26.024
7 -	1:20.170	40.034	2:00.204	88.91	1.922	16:13:26.228

P4 818		Alex BARKER		Yamaha R6 - Barker Woodrow LTD & SS5 Construction LTD		
IDEAL LAP TIME : 1:59.556		BEST LAP TIME : 1:59.634		DIFFERENCE : 0.078		
LAP	SECTOR 1	SECTOR 2	LAP TIME	MPH	DIFF	TIME OF DAY
1 -		39.847	2:05.466	85.18	5.832	16:01:32.105
2 -	1:19.895	39.955	1:59.850 (2)	89.17	0.216	16:03:31.955
3 -	1:20.519	39.788	2:00.307	88.84	0.673	16:05:32.262
4 -	1:19.855	39.779	1:59.634 (1)	89.33		16:07:31.896
5 -	1:20.218	39.850	2:00.068	89.01	0.434	16:09:31.964
6 -	1:20.273	39.701	1:59.974 (3)	89.08	0.340	16:11:31.938
7 -	1:20.849	40.056	2:00.905	88.40	1.271	16:13:32.843

P5 169		Gareth CUNNINGHAM		Yamaha R6 - Burnham cars ltd		
IDEAL LAP TIME : 2:00.435		BEST LAP TIME : 2:00.436		DIFFERENCE : 0.001		
LAP	SECTOR 1	SECTOR 2	LAP TIME	MPH	DIFF	TIME OF DAY
1 -		40.396	2:06.485	84.50	6.049	16:01:33.124
2 -	1:20.300	40.136	2:00.436 (1)	88.74		16:03:33.560
3 -	1:20.509	40.135	2:00.644 (2)	88.59	0.208	16:05:34.204
4 -	1:20.326	40.355	2:00.681 (3)	88.56	0.245	16:07:34.885
5 -	1:20.323	40.647	2:00.970	88.35	0.534	16:09:35.855
6 -	1:20.597	41.045	2:01.642	87.86	1.206	16:11:37.497
7 -	1:20.766	40.498	2:01.264	88.13	0.828	16:13:38.761

BMCRC - MRO Championships 2024 - Rnd 6 @ Snetterton 300

DART MRO 600 inc Clubman 600 & GP2/EVO & Rookie 600

RACE 15 - SECTOR ANALYSIS



SECTOR 1 = FL to I1, SECTOR 2 = I1 to FL, DIFF = Difference To Personal Best Lap, P = Crossed Finish Line in Pit Lane, D = Time Disallowed

P6		531 C		Jake KOURTI		Yamaha R6 - Red Mist Ltd/ GK Tree Surgeons Ltd/JWG Motorc	
IDEAL LAP TIME : 2:00.276		BEST LAP TIME : 2:00.362		DIFFERENCE : 0.086			
LAP	SECTOR 1	SECTOR 2	LAP TIME	MPH	DIFF	TIME OF DAY	
1 -		40.604	2:07.988	83.50	7.626	16:01:34.627	
2 -	1:21.121	40.353	2:01.474	87.98	1.112	16:03:36.101	
3 -	1:21.067	40.683	2:01.750	87.78	1.388	16:05:37.851	
4 -	1:20.853	40.007	2:00.860 (3)	88.43	0.498	16:07:38.711	
5 -	1:20.441	40.299	2:00.740 (2)	88.52	0.378	16:09:39.451	
6 -	1:20.671	40.667	2:01.338	88.08	0.976	16:11:40.789	
7 -	1:20.527	39.835	2:00.362 (1)	88.79		16:13:41.151	

P7		81		Fred McMULLAN		Kawasaki ZX636 - Orwell Motorcycles ipswich	
IDEAL LAP TIME : 2:00.293		BEST LAP TIME : 2:00.531		DIFFERENCE : 0.238			
LAP	SECTOR 1	SECTOR 2	LAP TIME	MPH	DIFF	TIME OF DAY	
1 -		41.069	2:08.779	82.99	8.248	16:01:35.418	
2 -	1:20.922	40.630	2:01.552	87.93	1.021	16:03:36.970	
3 -	1:20.713	40.518	2:01.231	88.16	0.700	16:05:38.201	
4 -	1:21.091	39.887	2:00.978 (3)	88.34	0.447	16:07:39.179	
5 -	1:20.406	40.144	2:00.550 (2)	88.66	0.019	16:09:39.729	
6 -	1:20.906	40.409	2:01.315	88.10	0.784	16:11:41.044	
7 -	1:20.594	39.937	2:00.531 (1)	88.67		16:13:41.575	

P8		91		Sam HIRST		Kawasaki ZX-636 - Team Valley Racing	
IDEAL LAP TIME : 1:58.714		BEST LAP TIME : 1:59.010		DIFFERENCE : 0.296			
LAP	SECTOR 1	SECTOR 2	LAP TIME	MPH	DIFF	TIME OF DAY	
1 -		39.355	2:03.138	86.79	4.128	16:01:29.777	
2 -	1:20.071	39.555	1:59.626	89.34	0.616	16:03:29.403	
3 -	1:19.359	39.754	1:59.113 (2)	89.73	0.103	16:05:28.516	
4 -	1:19.375	39.635	1:59.010 (1)	89.80		16:07:27.526	
5 -	1:19.663	39.600	1:59.263 (3)	89.61	0.253	16:09:26.789	
6 -	1:19.506	57.096	2:16.602	78.24	17.592	16:11:43.391	
7 -	1:19.982	40.563	2:00.545	88.66	1.535	16:13:43.936	

P9		39 C		Aaron MONK		Kawasaki NINJA 636 - flyaspitfire.co.uk	
IDEAL LAP TIME : 2:00.528		BEST LAP TIME : 2:00.528		DIFFERENCE : 0.000			
LAP	SECTOR 1	SECTOR 2	LAP TIME	MPH	DIFF	TIME OF DAY	
1 -		40.937	2:08.830	82.96	8.302	16:01:35.469	
2 -	1:21.041	40.657	2:01.698	87.82	1.170	16:03:37.167	
3 -	1:21.123	40.312	2:01.435 (3)	88.01	0.907	16:05:38.602	
4 -	1:21.036	40.488	2:01.524	87.95	0.996	16:07:40.126	
5 -	1:20.559	39.969	2:00.528 (1)	88.67		16:09:40.654	
6 -	1:20.775	41.946	2:02.721	87.09	2.193	16:11:43.375	
7 -	1:20.650	40.413	2:01.063 (2)	88.28	0.535	16:13:44.438	

P10		178 R600		Paul BLOOMFIELD		Yamaha R6 -	
IDEAL LAP TIME : 2:01.111		BEST LAP TIME : 2:01.111		DIFFERENCE : 0.000			
LAP	SECTOR 1	SECTOR 2	LAP TIME	MPH	DIFF	TIME OF DAY	
1 -		40.415	2:09.383	82.60	8.272	16:01:36.022	
2 -	1:21.147	40.378	2:01.525	87.94	0.414	16:03:37.547	
3 -	1:21.224	40.266	2:01.490 (3)	87.97	0.379	16:05:39.037	
4 -	1:21.197	40.544	2:01.741	87.79	0.630	16:07:40.778	
5 -	1:21.403	40.730	2:02.133	87.51	1.022	16:09:42.911	
6 -	1:21.133	40.225	2:01.358 (2)	88.07	0.247	16:11:44.269	
7 -	1:21.076	40.035	2:01.111 (1)	88.25		16:13:45.380	

BMCRC - MRO Championships 2024 - Rnd 6 @ Snetterton 300

DART MRO 600 inc Clubman 600 & GP2/EVO & Rookie 600

RACE 15 - SECTOR ANALYSIS



SECTOR 1 = FL to I1, SECTOR 2 = I1 to FL, DIFF = Difference To Personal Best Lap, P = Crossed Finish Line in Pit Lane, D = Time Disallowed

P11 44		James DUTTON		Yamaha R6 - AMR Motorcycles		
IDEAL LAP TIME : 2:01.242		BEST LAP TIME : 2:01.410		DIFFERENCE : 0.168		
LAP	SECTOR 1	SECTOR 2	LAP TIME	MPH	DIFF	TIME OF DAY
1 -		40.733	2:08.322	83.29	6.912	16:01:34.961
2 -	1:21.332	40.322	2:01.654 (2)	87.85	0.244	16:03:36.615
3 -	1:20.920	40.490	2:01.410 (1)	88.03		16:05:38.025
4 -	1:21.303	40.612	2:01.915 (3)	87.66	0.505	16:07:39.940
5 -	1:21.859	41.714	2:03.573	86.49	2.163	16:09:43.513
6 -	1:23.177	41.272	2:04.449	85.88	3.039	16:11:47.962
7 -	1:22.252	41.282	2:03.534	86.51	2.124	16:13:51.496

P12 115 C		Brian MAHER		Yamaha R6 - Spraytech /Espresso Solutions		
IDEAL LAP TIME : 2:02.612		BEST LAP TIME : 2:02.612		DIFFERENCE : 0.000		
LAP	SECTOR 1	SECTOR 2	LAP TIME	MPH	DIFF	TIME OF DAY
1 -		41.560	2:11.274	81.41	8.662	16:01:37.913
2 -	1:23.030	41.053	2:04.083	86.13	1.471	16:03:41.996
3 -	1:22.947	40.775	2:03.722	86.38	1.110	16:05:45.718
4 -	1:22.051	40.561	2:02.612 (1)	87.16		16:07:48.330
5 -	1:22.108	40.735	2:02.843 (2)	87.00	0.231	16:09:51.173
6 -	1:22.130	41.083	2:03.213 (3)	86.74	0.601	16:11:54.386
7 -	1:22.881	41.258	2:04.139	86.09	1.527	16:13:58.525

P13 28 C		Tom WALKER		Yamaha R6 - TRW Racing		
IDEAL LAP TIME : 2:03.254		BEST LAP TIME : 2:03.544		DIFFERENCE : 0.290		
LAP	SECTOR 1	SECTOR 2	LAP TIME	MPH	DIFF	TIME OF DAY
1 -		41.334	2:09.488	82.54	5.944	16:01:36.127
2 -	1:22.192	41.352	2:03.544 (1)	86.51		16:03:39.671
3 -	1:23.567	41.558	2:05.125	85.41	1.581	16:05:44.796
4 -	1:23.093	41.062	2:04.155 (3)	86.08	0.611	16:07:48.951
5 -	1:22.495	41.267	2:03.762 (2)	86.35	0.218	16:09:52.713
6 -	1:22.575	41.622	2:04.197	86.05	0.653	16:11:56.910
7 -	1:23.364	41.391	2:04.755	85.67	1.211	16:14:01.665

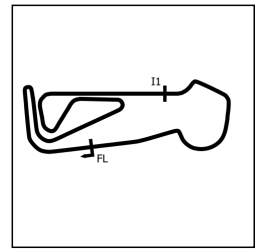
P14 26 R600		Daniel PRESTON		Triumph 675R -		
IDEAL LAP TIME : 2:02.835		BEST LAP TIME : 2:03.030		DIFFERENCE : 0.195		
LAP	SECTOR 1	SECTOR 2	LAP TIME	MPH	DIFF	TIME OF DAY
1 -		41.831	2:13.773	79.89	10.743	16:01:40.412
2 -	1:23.432	41.872	2:05.304	85.29	2.274	16:03:45.716
3 -	1:23.012	41.838	2:04.850	85.60	1.820	16:05:50.566
4 -	1:22.077	40.953	2:03.030 (1)	86.87		16:07:53.596
5 -	1:22.031	41.253	2:03.284 (3)	86.69	0.254	16:09:56.880
6 -	1:22.591	41.546	2:04.137	86.09	1.107	16:12:01.017
7 -	1:21.882	41.354	2:03.236 (2)	86.72	0.206	16:14:04.253

P15 138 R600		Paul COOMBS		Triumph 675R DAYTONA -		
IDEAL LAP TIME : 2:03.487		BEST LAP TIME : 2:03.552		DIFFERENCE : 0.065		
LAP	SECTOR 1	SECTOR 2	LAP TIME	MPH	DIFF	TIME OF DAY
1 -		41.300	2:12.764	80.50	9.212	16:01:39.403
2 -	1:22.718	41.626	2:04.344	85.95	0.792	16:03:43.747
3 -	1:22.913	41.540	2:04.453	85.88	0.901	16:05:48.200
4 -	1:22.776	42.307	2:05.083	85.44	1.531	16:07:53.283
5 -	1:22.746	41.176	2:03.922 (2)	86.24	0.370	16:09:57.205
6 -	1:22.421	41.535	2:03.956 (3)	86.22	0.404	16:12:01.161
7 -	1:22.311	41.241	2:03.552 (1)	86.50		16:14:04.713

BMCRC - MRO Championships 2024 - Rnd 6 @ Snetterton 300

DART MRO 600 inc Clubman 600 & GP2/EVO & Rookie 600

RACE 15 - SECTOR ANALYSIS



SECTOR 1 = FL to I1, SECTOR 2 = I1 to FL, DIFF = Difference To Personal Best Lap, P = Crossed Finish Line in Pit Lane, D = Time Disallowed

P16 94 R600 Peter CANNONS			Kawazaki ZX6R -			
IDEAL LAP TIME : 2:02.947		BEST LAP TIME : 2:02.947		DIFFERENCE : 0.000		
LAP	SECTOR 1	SECTOR 2	LAP TIME	MPH	DIFF	TIME OF DAY
1 -		41.632	2:11.655	81.18	8.708	16:01:38.294
2 -	1:23.010	41.461	2:04.471	85.86	1.524	16:03:42.765
3 -	1:22.616	41.270	2:03.886 (2)	86.27	0.939	16:05:46.651
4 -	1:21.957	40.990	2:02.947 (1)	86.93		16:07:49.598
5 -	1:22.969	42.226	2:04.195 (3)	86.05	1.248	16:09:53.793
6 -	1:23.210	41.757	2:04.967	85.52	2.020	16:11:58.760
7 -	1:24.100	42.480	2:06.580	84.43	3.633	16:14:05.340

P17 67 C Edward ANSELL			Triumph 675 - E a Ansell contractors			
IDEAL LAP TIME : 2:04.524		BEST LAP TIME : 2:04.594		DIFFERENCE : 0.070		
LAP	SECTOR 1	SECTOR 2	LAP TIME	MPH	DIFF	TIME OF DAY
1 -		41.901	2:13.355	80.14	8.761	16:01:39.994
2 -	1:23.037	41.557	2:04.594 (1)	85.78		16:03:44.588
3 -	1:23.882	41.487	2:05.369 (2)	85.25	0.775	16:05:49.957
4 -	1:24.448	42.127	2:06.575	84.44	1.981	16:07:56.532
5 -	1:24.089	42.789	2:06.878	84.23	2.284	16:10:03.410
6 -	1:23.815	41.723	2:05.538 (3)	85.13	0.944	16:12:08.948
7 -	1:24.050	42.617	2:06.667	84.37	2.073	16:14:15.615

P18 74 C Tom VAUGHAN			Yamaha R6 - Lamonde Automation Ltd, Smiths Mechanical Sup			
IDEAL LAP TIME : 2:04.762		BEST LAP TIME : 2:04.762		DIFFERENCE : 0.000		
LAP	SECTOR 1	SECTOR 2	LAP TIME	MPH	DIFF	TIME OF DAY
1 -		41.771	2:14.488	79.47	9.726	16:01:41.127
2 -	1:23.904	41.549	2:05.453 (2)	85.19	0.691	16:03:46.580
3 -	1:24.510	41.389	2:05.899	84.89	1.137	16:05:52.479
4 -	1:23.671	41.091	2:04.762 (1)	85.66		16:07:57.241
5 -	1:24.375	42.084	2:06.459	84.51	1.697	16:10:03.700
6 -	1:24.193	41.399	2:05.592 (3)	85.10	0.830	16:12:09.292
7 -	1:24.488	42.196	2:06.684	84.36	1.922	16:14:15.976

P19 84 C George HIGGINS			Yamaha R6 - Aztec Racing			
IDEAL LAP TIME : 2:05.013		BEST LAP TIME : 2:05.362		DIFFERENCE : 0.349		
LAP	SECTOR 1	SECTOR 2	LAP TIME	MPH	DIFF	TIME OF DAY
1 -		41.919	2:14.118	79.69	8.756	16:01:40.757
2 -	1:23.562	41.800	2:05.362 (1)	85.25		16:03:46.119
3 -	1:23.852	42.407	2:06.259	84.65	0.897	16:05:52.378
4 -	1:23.991	41.451	2:05.442 (2)	85.20	0.080	16:07:57.820
5 -	1:23.718	42.388	2:06.106 (3)	84.75	0.744	16:10:03.926
6 -	1:24.233	41.909	2:06.142	84.73	0.780	16:12:10.068
7 -	1:24.387	42.391	2:06.778	84.30	1.416	16:14:16.846

P20 64 C Jack ALLAN			Yamaha R6 - Blackwidow Exhaust			
IDEAL LAP TIME : 2:06.212		BEST LAP TIME : 2:06.615		DIFFERENCE : 0.403		
LAP	SECTOR 1	SECTOR 2	LAP TIME	MPH	DIFF	TIME OF DAY
1 -		42.170	2:15.737	78.74	9.122	16:01:42.376
2 -	1:25.314	42.991	2:08.305	83.30	1.690	16:03:50.681
3 -	1:25.101	42.391	2:07.492 (2)	83.83	0.877	16:05:58.173
4 -	1:25.241	42.999	2:08.240	83.34	1.625	16:08:06.413
5 -	1:24.042	42.573	2:06.615 (1)	84.41		16:10:13.028
6 -	1:24.530	43.373	2:07.903 (3)	83.56	1.288	16:12:20.931
7 -	1:25.667	42.749	2:08.416	83.23	1.801	16:14:29.347

BMCRC - MRO Championships 2024 - Rnd 6 @ Snetterton 300

DART MRO 600 inc Clubman 600 & GP2/EVO & Rookie 600

RACE 15 - SECTOR ANALYSIS



SECTOR 1 = FL to I1, SECTOR 2 = I1 to FL, DIFF = Difference To Personal Best Lap, P = Crossed Finish Line in Pit Lane, D = Time Disallowed

P21 129 C		Adrian FALINSKI		Kawasaki ZX6R - ABLE Assist		
IDEAL LAP TIME : 2:06.895		BEST LAP TIME : 2:07.446		DIFFERENCE : 0.551		
LAP	SECTOR 1	SECTOR 2	LAP TIME	MPH	DIFF	TIME OF DAY
1 -		42.293	2:16.381	78.36	8.935	16:01:43.020
2 -	1:25.543	42.596	2:08.139	83.41	0.693	16:03:51.159
3 -	1:25.420	42.346	2:07.766 (2)	83.65	0.320	16:05:58.925
4 -	1:25.099	42.784	2:07.883 (3)	83.57	0.437	16:08:06.808
5 -	1:24.602	42.844	2:07.446 (1)	83.86		16:10:14.254
6 -	1:25.542	42.697	2:08.239	83.34	0.793	16:12:22.493
7 -	1:24.827	43.251	2:08.078	83.44	0.632	16:14:30.571

P22 122 R600		James EGGINTON		Kawasaki ZX6R - Advance Computer Services - www.ACS.co.uk		
IDEAL LAP TIME : 2:07.693		BEST LAP TIME : 2:07.860		DIFFERENCE : 0.167		
LAP	SECTOR 1	SECTOR 2	LAP TIME	MPH	DIFF	TIME OF DAY
1 -		42.567	2:16.958	78.03	9.098	16:01:43.597
2 -	1:25.126	42.734	2:07.860 (1)	83.59		16:03:51.457
3 -	1:25.399	42.766	2:08.165 (3)	83.39	0.305	16:05:59.622
4 -	1:25.246	42.811	2:08.057 (2)	83.46	0.197	16:08:07.679
5 -	1:25.147	43.163	2:08.310	83.29	0.450	16:10:15.989
6 -	1:26.523	43.538	2:10.061	82.17	2.201	16:12:26.050
7 -	1:27.229	43.573	2:10.802	81.71	2.942	16:14:36.852

P23 998 R600		Ben RYBICKI		Yamaha R6 - Car events diamondbrite		
IDEAL LAP TIME : 2:07.271		BEST LAP TIME : 2:07.271		DIFFERENCE : 0.000		
LAP	SECTOR 1	SECTOR 2	LAP TIME	MPH	DIFF	TIME OF DAY
1 -		44.491	2:21.820	75.36	14.549	16:01:48.459
2 -	1:27.073	44.628	2:11.701	81.15	4.430	16:04:00.160
3 -	1:25.573	42.496	2:08.069 (3)	83.45	0.798	16:06:08.229
4 -	1:25.486	42.310	2:07.796 (2)	83.63	0.525	16:08:16.025
5 -	1:25.133	42.138	2:07.271 (1)	83.97		16:10:23.296
6 -	1:25.716	42.368	2:08.084	83.44	0.813	16:12:31.380
7 -	1:25.794	42.356	2:08.150	83.40	0.879	16:14:39.530

P24 888 R600		Kirt ELLIOTT		Yamaha R6 -		
IDEAL LAP TIME : 2:09.470		BEST LAP TIME : 2:09.755		DIFFERENCE : 0.285		
LAP	SECTOR 1	SECTOR 2	LAP TIME	MPH	DIFF	TIME OF DAY
1 -		44.309	2:20.027	76.32	10.272	16:01:46.666
2 -	1:27.698	44.533	2:12.231	80.82	2.476	16:03:58.897
3 -	1:28.419	43.535	2:11.954	80.99	2.199	16:06:10.851
4 -	1:27.584	43.751	2:11.335	81.38	1.580	16:08:22.186
5 -	1:27.596	43.729	2:11.325 (3)	81.38	1.570	16:10:33.511
6 -	1:26.275	43.480	2:09.755 (1)	82.37		16:12:43.266
7 -	1:26.863	43.195	2:10.058 (2)	82.17	0.303	16:14:53.324

P25 75 R600		Alex TUFNALL		Kawasaki 636 -		
IDEAL LAP TIME : 2:09.469		BEST LAP TIME : 2:09.991		DIFFERENCE : 0.522		
LAP	SECTOR 1	SECTOR 2	LAP TIME	MPH	DIFF	TIME OF DAY
1 -		44.530	2:20.417	76.11	10.426	16:01:47.056
2 -	1:27.622	44.598	2:12.220	80.83	2.229	16:03:59.276
3 -	1:28.230	44.128	2:12.358	80.75	2.367	16:06:11.634
4 -	1:26.836	43.531	2:10.367 (3)	81.98	0.376	16:08:22.001
5 -	1:28.203	43.421	2:11.624	81.20	1.633	16:10:33.625
6 -	1:26.270	43.721	2:09.991 (1)	82.22		16:12:43.616
7 -	1:26.793	43.199	2:09.992 (2)	82.22	0.001	16:14:53.608

BMCRC - MRO Championships 2024 - Rnd 6 @ Snetterton 300

DART MRO 600 inc Clubman 600 & GP2/EVO & Rookie 600

RACE 15 - SECTOR ANALYSIS



SECTOR 1 = FL to I1, SECTOR 2 = I1 to FL, DIFF = Difference To Personal Best Lap, P = Crossed Finish Line in Pit Lane, D = Time Disallowed

P26 85		Jack WOLFF		Kawasaki ZX636 -		
IDEAL LAP TIME : 2:09.810		BEST LAP TIME : 2:09.843		DIFFERENCE : 0.033		
LAP	SECTOR 1	SECTOR 2	LAP TIME	MPH	DIFF	TIME OF DAY
1 -		44.489	2:21.222	75.68	11.379	16:01:47.861
2 -	1:27.320	44.166	2:11.486	81.28	1.643	16:03:59.347
3 -	1:28.101	43.730	2:11.831	81.07	1.988	16:06:11.178
4 -	1:27.556	44.369	2:11.925	81.01	2.082	16:08:23.103
5 -	1:27.159	43.907	2:11.066 (3)	81.54	1.223	16:10:34.169
6 -	1:26.232	43.720	2:09.952 (2)	82.24	0.109	16:12:44.121
7 -	1:26.265	43.578	2:09.843 (1)	82.31		16:14:53.964

P27 40 R600		James LORD		Triumph STREET TRIPPLE -		
IDEAL LAP TIME : 2:09.747		BEST LAP TIME : 2:10.058		DIFFERENCE : 0.311		
LAP	SECTOR 1	SECTOR 2	LAP TIME	MPH	DIFF	TIME OF DAY
1 -		45.108	2:21.414	75.57	11.356	16:01:48.053
2 -	1:27.940	44.075	2:12.015	80.96	1.957	16:04:00.068
3 -	1:28.277	43.893	2:12.170	80.86	2.112	16:06:12.238
4 -	1:27.023	43.291	2:10.314 (2)	82.01	0.256	16:08:22.552
5 -	1:27.491	43.934	2:11.425	81.32	1.367	16:10:33.977
6 -	1:26.743	43.877	2:10.620 (3)	81.82	0.562	16:12:44.597
7 -	1:26.456	43.602	2:10.058 (1)	82.17		16:14:54.655

P28 13 R600		Matthew BENTON		Honda CBR600RR -		
IDEAL LAP TIME : 2:09.936		BEST LAP TIME : 2:09.965		DIFFERENCE : 0.029		
LAP	SECTOR 1	SECTOR 2	LAP TIME	MPH	DIFF	TIME OF DAY
1 -		44.581	2:22.200	75.16	12.235	16:01:48.839
2 -	1:27.624	44.229	2:11.853	81.06	1.888	16:04:00.692
3 -	1:27.283	43.922	2:11.205	81.46	1.240	16:06:11.897
4 -	1:27.655	44.300	2:11.955	80.99	1.990	16:08:23.852
5 -	1:26.747	43.810	2:10.557 (3)	81.86	0.592	16:10:34.409
6 -	1:26.470	43.904	2:10.374 (2)	81.98	0.409	16:12:44.783
7 -	1:26.499	43.466	2:09.965 (1)	82.23		16:14:54.748

P29 180 R600		Oliver BROWN		Yamaha R6 -		
IDEAL LAP TIME : 2:09.830		BEST LAP TIME : 2:09.830		DIFFERENCE : 0.000		
LAP	SECTOR 1	SECTOR 2	LAP TIME	MPH	DIFF	TIME OF DAY
1 -		46.531	2:29.936	71.28	20.106	16:01:56.575
2 -	1:31.423	46.688	2:18.111	77.38	8.281	16:04:14.686
3 -	1:27.695	44.128	2:11.823	81.07	1.993	16:06:26.509
4 -	1:27.156	43.964	2:11.120 (3)	81.51	1.290	16:08:37.629
5 -	1:27.961	44.533	2:12.494	80.66	2.664	16:10:50.123
6 -	1:27.191	43.602	2:10.793 (2)	81.71	0.963	16:13:00.916
7 -	1:26.373	43.457	2:09.830 (1)	82.32		16:15:10.746

P30 181 R600		Gary CROFT		Yamaha R6 - Jelly Creative & NR Racing		
IDEAL LAP TIME : 2:12.652		BEST LAP TIME : 2:13.150		DIFFERENCE : 0.498		
LAP	SECTOR 1	SECTOR 2	LAP TIME	MPH	DIFF	TIME OF DAY
1 -		45.215	2:26.968	72.72	13.818	16:01:53.607
2 -	1:30.693	45.116	2:15.809	78.69	2.659	16:04:09.416
3 -	1:28.928	44.222	2:13.150 (1)	80.27		16:06:22.566
4 -	1:28.918	44.807	2:13.725	79.92	0.575	16:08:36.291
5 -	1:28.667	45.079	2:13.746	79.91	0.596	16:10:50.037
6 -	1:28.708	44.454	2:13.162 (2)	80.26	0.012	16:13:03.199
7 -	1:28.430	45.244	2:13.674 (3)	79.95	0.524	16:15:16.873

BMCRC - MRO Championships 2024 - Rnd 6 @ Snetterton 300

DART MRO 600 inc Clubman 600 & GP2/EVO & Rookie 600

RACE 15 - SECTOR ANALYSIS



SECTOR 1 = FL to I1, SECTOR 2 = I1 to FL, DIFF = Difference To Personal Best Lap, P = Crossed Finish Line in Pit Lane, D = Time Disallowed

P31	41 C	Tony PEACE	Yamaha R6 - Green Boilers and Heating			
IDEAL LAP TIME : 2:13.275		BEST LAP TIME : 2:13.567	DIFFERENCE : 0.292			

LAP	SECTOR 1	SECTOR 2	LAP TIME	MPH	DIFF	TIME OF DAY
1 -		45.156	2:27.429	72.49	13.862	16:01:54.068
2 -	1:30.552	45.185	2:15.737	78.74	2.170	16:04:09.805
3 -	1:28.838	44.855	2:13.693 (2)	79.94	0.126	16:06:23.498
4 -	1:28.492	45.075	2:13.567 (1)	80.02		16:08:37.065
5 -	1:29.137	44.845	2:13.982	79.77	0.415	16:10:51.047
6 -	1:28.968	44.783	2:13.751 (3)	79.91	0.184	16:13:04.798
7 -	1:28.833	44.986	2:13.819	79.86	0.252	16:15:18.617

P32	89 R600	Bert ELLISON	Triumph DAYTONA 675R - Ma n pa prentice			
IDEAL LAP TIME : 2:16.013		BEST LAP TIME : 2:16.013	DIFFERENCE : 0.000			

LAP	SECTOR 1	SECTOR 2	LAP TIME	MPH	DIFF	TIME OF DAY
1 -		46.566	2:29.571	71.45	13.558	16:01:56.210
2 -	1:31.141	46.985	2:18.126	77.37	2.113	16:04:14.336
3 -	1:30.973	46.151	2:17.124 (2)	77.94	1.111	16:06:31.460
4 -	1:34.617	46.318	2:20.935	75.83	4.922	16:08:52.395
5 -	1:30.890	46.301	2:17.191 (3)	77.90	1.178	16:11:09.586
6 -	1:30.566	45.447	2:16.013 (1)	78.58		16:13:25.599

P33	379 R600	Jack Crowley MASON	Triumph DAYTONA 675 R -			
IDEAL LAP TIME : 2:17.431		BEST LAP TIME : 2:18.577	DIFFERENCE : 1.146			

LAP	SECTOR 1	SECTOR 2	LAP TIME	MPH	DIFF	TIME OF DAY
1 -		45.201	2:26.678	72.86	8.101	16:01:53.317
2 -	1:32.442	46.135	2:18.577 (1)	77.12		16:04:11.894
3 -	1:32.850	46.206	2:19.056 (3)	76.86	0.479	16:06:30.950
4 -	1:33.159	46.276	2:19.435	76.65	0.858	16:08:50.385
5 -	1:33.676	46.068	2:19.744	76.48	1.167	16:11:10.129
6 -	1:32.230	46.406	2:18.636 (2)	77.09	0.059	16:13:28.765

P34	76	Anthony JOHNSON	Yamaha R6 - INTA MOTORCYCLE SERVICES LTD			
IDEAL LAP TIME : 1:56.042		BEST LAP TIME : 1:56.042	DIFFERENCE : 0.000			

LAP	SECTOR 1	SECTOR 2	LAP TIME	MPH	DIFF	TIME OF DAY
1 -		39.777	2:03.621	86.45	7.579	16:01:30.260
2 -	1:17.980	38.932	1:56.912 (2)	91.41	0.870	16:03:27.172
3 -	1:18.563	38.868	1:57.431	91.01	1.389	16:05:24.603
4 -	1:17.617	38.425	1:56.042 (1)	92.10		16:07:20.645
5 -	1:17.857	39.316	1:57.173 (3)	91.21	1.131	16:09:17.818
6 -	1:18.706	38.619	1:57.325	91.09	1.283	16:11:15.143

P35	54 C	Jake ANDERTON	Yamaha R6 - Hunter Racing			
IDEAL LAP TIME : 2:03.801		BEST LAP TIME : 2:03.873	DIFFERENCE : 0.072			

LAP	SECTOR 1	SECTOR 2	LAP TIME	MPH	DIFF	TIME OF DAY
1 -		41.444	2:11.732	81.13	7.859	16:01:38.371
2 -	1:23.546	40.928	2:04.474 (2)	85.86	0.601	16:03:42.845
3 -	1:22.873	41.000	2:03.873 (1)	86.28		16:05:46.718
4 -	1:23.569	43.377	2:06.946 (3)	84.19	3.073	16:07:53.664
5 -	1:26.496	43.858	2:10.354	81.99	6.481	16:10:04.018

P36	165 C	Frank MONTINI	-			
IDEAL LAP TIME : 2:12.973		BEST LAP TIME : 2:13.175	DIFFERENCE : 0.202			

LAP	SECTOR 1	SECTOR 2	LAP TIME	MPH	DIFF	TIME OF DAY
1 -		44.490	2:23.589	74.43	10.414	16:01:50.228
2 -	1:28.483	44.692	2:13.175 (1)	80.25		16:04:03.403

BMCRC - MRO Championships 2024 - Rnd 6 @ Snetterton 300

DART MRO 600 inc Clubman 600 & GP2/EVO & Rookie 600

RACE 15 - BEST SECTORS

SECTOR 1				SECTOR 2				IDEAL / BEST COMPARISON				
POS	NO	NAME	TIME	NO	NAME	TIME	POS	NO	NAME	IDEAL	BEST	DIFF
									PERFECT LAP	1:56.042		
1	76	JOHNSON	1:17.617	76	JOHNSON	38.425	1	76	JOHNSON	1:56.042	1:56.042	0.000
2	3	LAMBDEN	1:18.217	3	LAMBDEN	38.651	2	3	LAMBDEN	1:56.868	1:56.868	0.000
3	35	DICKINSON	1:19.026	35	DICKINSON	39.177	3	35	DICKINSON	1:58.203	1:58.282	0.079
4	91	HIRST	1:19.359	91	HIRST	39.355	4	91	HIRST	1:58.714	1:59.010	0.296
5	818	BARKER	1:19.855	818	BARKER	39.701	5	818	BARKER	1:59.556	1:59.634	0.078
6	169	CUNNINGHAM	1:20.300	531	KOURTI	39.835	6	531	KOURTI	2:00.276	2:00.362	0.086
7	81	McMULLAN	1:20.406	81	McMULLAN	39.887	7	81	McMULLAN	2:00.293	2:00.531	0.238
8	531	KOURTI	1:20.441	39	MONK	39.969	8	169	CUNNINGHAM	2:00.435	2:00.436	0.001
9	39	MONK	1:20.559	178	BLOOMFIELD	40.035	9	39	MONK	2:00.528	2:00.528	0.000
10	44	DUTTON	1:20.920	169	CUNNINGHAM	40.135	10	178	BLOOMFIELD	2:01.111	2:01.111	0.000
11	178	BLOOMFIELD	1:21.076	44	DUTTON	40.322	11	44	DUTTON	2:01.242	2:01.410	0.168
12	26	PRESTON	1:21.882	115	MAHER	40.561	12	115	MAHER	2:02.612	2:02.612	0.000
13	94	CANNONS	1:21.957	54	ANDERTON	40.928	13	26	PRESTON	2:02.835	2:03.030	0.195
14	115	MAHER	1:22.051	26	PRESTON	40.953	14	94	CANNONS	2:02.947	2:02.947	0.000
15	28	WALKER	1:22.192	94	CANNONS	40.990	15	28	WALKER	2:03.254	2:03.544	0.290
16	138	COOMBS	1:22.311	28	WALKER	41.062	16	138	COOMBS	2:03.487	2:03.552	0.065
17	54	ANDERTON	1:22.873	74	VAUGHAN	41.091	17	54	ANDERTON	2:03.801	2:03.873	0.072
18	67	ANSELL	1:23.037	138	COOMBS	41.176	18	67	ANSELL	2:04.524	2:04.594	0.070
19	84	HIGGINS	1:23.562	84	HIGGINS	41.451	19	74	VAUGHAN	2:04.762	2:04.762	0.000
20	74	VAUGHAN	1:23.671	67	ANSELL	41.487	20	84	HIGGINS	2:05.013	2:05.362	0.349
21	64	ALLAN	1:24.042	998	RYBICKI	42.138	21	64	ALLAN	2:06.212	2:06.615	0.403
22	129	FALINSKI	1:24.602	64	ALLAN	42.170	22	129	FALINSKI	2:06.895	2:07.446	0.551
23	122	EGGINTON	1:25.126	129	FALINSKI	42.293	23	998	RYBICKI	2:07.271	2:07.271	0.000
24	998	RYBICKI	1:25.133	122	EGGINTON	42.567	24	122	EGGINTON	2:07.693	2:07.860	0.167
25	85	WOLFF	1:26.232	888	ELLIOTT	43.195	25	75	TUFNALL	2:09.469	2:09.991	0.522
26	75	TUFNALL	1:26.270	75	TUFNALL	43.199	26	888	ELLIOTT	2:09.470	2:09.755	0.285
27	888	ELLIOTT	1:26.275	40	LORD	43.291	27	40	LORD	2:09.747	2:10.058	0.311
28	180	BROWN	1:26.373	180	BROWN	43.457	28	85	WOLFF	2:09.810	2:09.843	0.033
29	40	LORD	1:26.456	13	BENTON	43.466	29	180	BROWN	2:09.830	2:09.830	0.000
30	13	BENTON	1:26.470	85	WOLFF	43.578	30	13	BENTON	2:09.936	2:09.965	0.029
31	181	CROFT	1:28.430	181	CROFT	44.222	31	181	CROFT	2:12.652	2:13.150	0.498
32	165	MONTINI	1:28.483	165	MONTINI	44.490	32	165	MONTINI	2:12.973	2:13.175	0.202
33	41	PEACE	1:28.492	41	PEACE	44.783	33	41	PEACE	2:13.275	2:13.567	0.292
34	89	ELLISON	1:30.566	379	MASON	45.201	34	89	ELLISON	2:16.013	2:16.013	0.000
35	379	MASON	1:32.230	89	ELLISON	45.447	35	379	MASON	2:17.431	2:18.577	1.146
36							36	33	LINDEMANN		1:56.220	

BMCRC - MRO Championships 2024 - Rnd 6 @ Snetterton 300

DART MRO 600 inc Clubman 600 & GP2/EVO & Rookie 600

RACE 15 - STATISTICS

Competitors Started	36
Planned Start	2024-09-01 @ 16:05:00.000
Actual Start	2024-09-01 @ 15:59:26.638
Finish Time	2024-09-01 @ 16:13:12.362
Track Length	2.9689mi.
Total Laps	242
Total Distance Covered	718.4765mi.

Session Fastest Lap History

NO	CL	NAME	LAP TIME	TIME OF DAY	LAP	VEHICLE
76		Anthony JOHNSON	1:56.912	16:03:27.176	2	Yamaha R6
33	C	David LINDEMANN	1:56.220	16:05:24.117	3	Suzuki SV650
76		Anthony JOHNSON	1:56.042	16:07:20.651	4	Yamaha R6

Session Leader History

NO	CL	NAME	FROM LAP	LAPS LED	DISTANCE	VEHICLE
91		Sam HIRST	1	1	2.96 miles	Kawasaki ZX-636
76		Anthony JOHNSON	2	1	2.96 miles	Yamaha R6
33	C	David LINDEMANN	3	2	5.93 miles	Suzuki SV650
76		Anthony JOHNSON	5	1	2.96 miles	Yamaha R6
33	C	David LINDEMANN	6	2	5.93 miles	Suzuki SV650

Flag History

TYPE	TIME OF DAY
GREEN	15:59:26.638
FINISH	16:13:12.362

Flag Statistics

TYPE	COUNT	TOTAL LAPS	TOTAL TIME
Green	1	7	15:58.562
Red	0	0	0.000
Safety Car	0	0	0.000
FCY	0	0	0.000

BMCRC - MRO Championships 2024 - Rnd 6 @ Snetterton 300

DART MRO 600 inc Clubman 600 & GP2/EVO & Rookie 600

RACE 15 - STATISTICS

CLASS :

9 Starters

Fastest Lap History

NO	NAME	LAP TIME	TIME OF DAY	LAP	VEHICLE
76	Anthony JOHNSON	1:56.912	16:03:27.176	2	Yamaha R6
3	Joey LAMB DEN	1:56.868	16:05:24.820	3	Kawasaki 636
76	Anthony JOHNSON	1:56.042	16:07:20.651	4	Yamaha R6

Leader History

NO	NAME	FROM LAP	LAPS LED	DISTANCE	VEHICLE
91	Sam HIRST	1	1	2.96 miles	Kawasaki ZX-636
76	Anthony JOHNSON	2	5	14.84 miles	Yamaha R6
3	Joey LAMB DEN	7	1	2.96 miles	Kawasaki 636

BMCRC - MRO Championships 2024 - Rnd 6 @ Snetterton 300

DART MRO 600 inc Clubman 600 & GP2/EVO & Rookie 600

RACE 15 - STATISTICS

CLASS : C

13 Starters

Fastest Lap History

NO	NAME	LAP TIME	TIME OF DAY	LAP	VEHICLE
33	David LINDEMANN	1:57.361	16:03:27.897	2	Suzuki SV650
33	David LINDEMANN	1:56.220	16:05:24.117	3	Suzuki SV650

Leader History

NO	NAME	FROM LAP	LAPS LED	DISTANCE	VEHICLE
33	David LINDEMANN	1	7	20.78 miles	Suzuki SV650

BMCRC - MRO Championships 2024 - Rnd 6 @ Snetterton 300

DART MRO 600 inc Clubman 600 & GP2/EVO & Rookie 600

RACE 15 - STATISTICS

CLASS : R600

14 Starters

Fastest Lap History

NO	NAME	LAP TIME	TIME OF DAY	LAP	VEHICLE
178	Paul BLOOMFIELD	2:01.525	16:03:37.564	2	Yamaha R6
178	Paul BLOOMFIELD	2:01.490	16:05:39.055	3	Yamaha R6
178	Paul BLOOMFIELD	2:01.358	16:11:44.286	6	Yamaha R6
178	Paul BLOOMFIELD	2:01.111	16:13:45.398	7	Yamaha R6

Leader History

NO	NAME	FROM LAP	LAPS LED	DISTANCE	VEHICLE
178	Paul BLOOMFIELD	1	7	20.78 miles	Yamaha R6



Properly
Protected



MRO MINITWINS



Properly
Protected



**BMCRC ROOKIE
MINITWINS**

PROPERLY PROTECTED MRO MINITWINS / PROPERLY PROTECTED BMCRC ROOKIE MINITWINS



BMCRC-MRO Championships - Round 6

Snetterton 300

31st / 1st September 2024



SPORTS TIMING

TIMING SOLUTIONS LTD

Timing & Results Provided by Timing Solutions Ltd

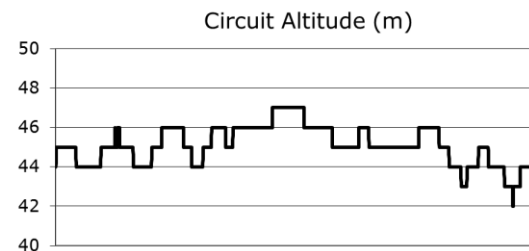
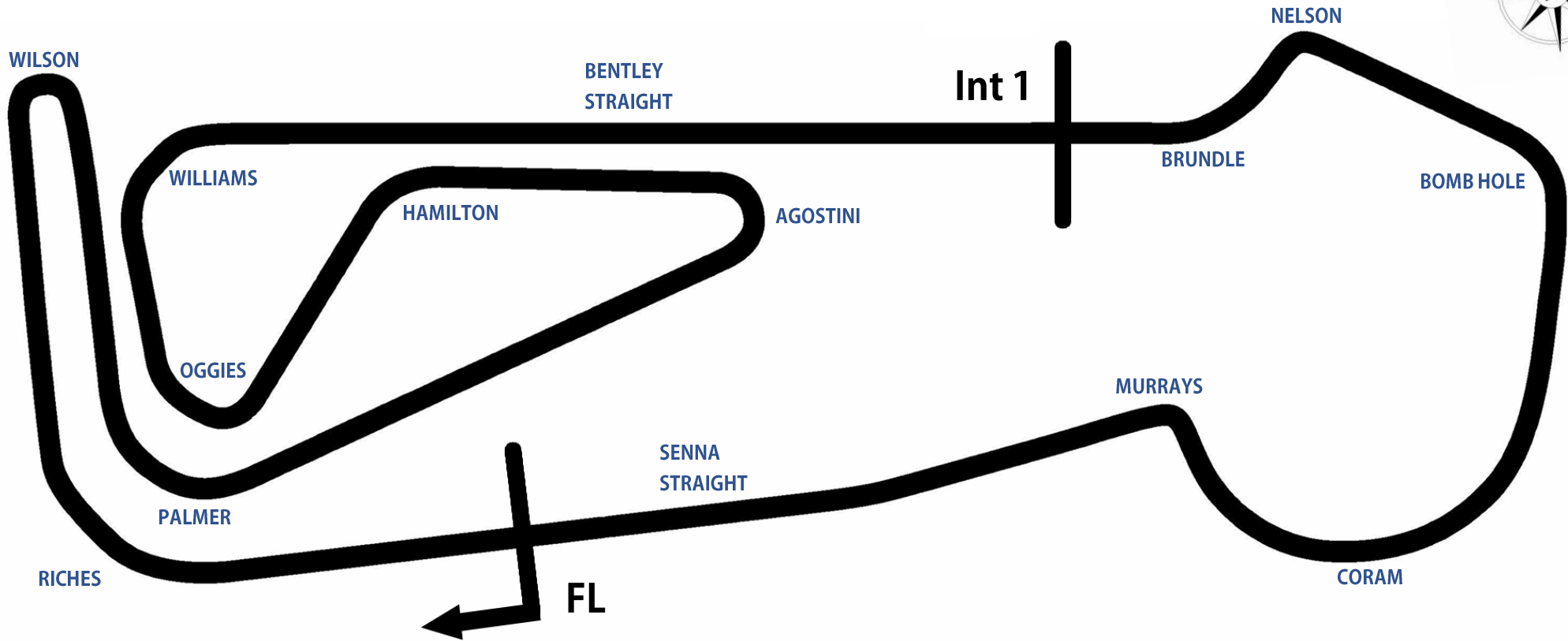
www.tsl-timing.com



Snetterton

Snetterton 300 Circuit

Norwich, Norfolk, UK



	Length	2.9689 miles 4.778 km 4778.0 m	
FL		52.46340 N	0.94476 E
Int 1	3198m	52.46617 N	0.94964 E
Pit Entry	4572m	52.46364 N	0.94774 E
Pit Exit	40m after FL	52.46338 N	0.94420 E
Pit Entry - Pit Exit	246m, 17.7S @ 50kph, 14.7s @ 60kph		



BMCRC - MRO Championships 2024 - Rnd 6 @ Snetterton 300

MRO Minitwins & BMCRC Rookie Minitwins

QUALIFYING - CLASSIFICATION



POS	NO	CL	PIC	NAME	ENTRY	TIME	ON	LAPS	GAP	DIFF	MPH
1	333		1	David LINDEMANN	Suzuki SV650 - Giraffe Decorators	2:04.746	5	5			85.67
2	22		2	Darren DOWDS	Suzuki SV 650 - sublime dsg Ltd	2:04.903	3	5	0.157	0.157	85.57
3	1		3	David TWYFORD	Suzuki SV650 - IMP Racing, MHP, Chris Cowan	2:05.628	2	5	0.882	0.725	85.07
4	33		4	Steve COSTIN	Suzuki SV650 - Sublime Designs / ATP Motorsport ATF	2:08.098	2	4	3.352	2.470	83.43
5	21		5	Toby FINNIS	Suzuki SV650R - Crawfords/ Tey Farm Systems/ Harlow	2:08.267	4	4	3.521	0.169	83.32
6	19		6	Kevin LILLEY	Suzuki SV650 - Trafalgar Cleaning Eqpt. / Steve Jordar	2:08.355	3	5	3.609	0.088	83.26
7	66		7	Mitch DUCRAN	Suzuki SV650 - JP Haulage	2:08.746	4	5	4.000	0.391	83.01
8	97		8	Alex MANN	Suzuki SV650 - Michael Jones Jeweller, Esprit Group, E	2:10.197	3	5	5.451	1.451	82.09
9	115		9	Brian MAHER	Suzuki SV650 - Spraytech /Espresso Solutions	2:10.470	4	4	5.724	0.273	81.91
10	27		10	Jack BETTIS	Suzuki SV 650 - NB Toolmaking	2:10.521	3	4	5.775	0.051	81.88
11	3		11	Oliver ARBON	Suzuki SV650 - TT Plumbing & Heating	2:10.793	3	5	6.047	0.272	81.71
12	15		12	James SVENSEN	Suzuki SV650S -	2:12.201	3	4	7.455	1.408	80.84
13	111		13	Freddie BATE	Suzuki SV650 - hartjay	2:12.374	5	5	7.628	0.173	80.74
14	89		14	Sebastian BARAN	Suzuki SV650 -	2:12.394	5	5	7.648	0.020	80.72
15	122	RMT	1	James EGGINTON	Suzuki SV650 - Advance Computer Services - www.AC	2:13.367	3	5	8.621	0.973	80.14
16	293		15	Leigh SMITH	Suzuki SV650 - Smiths Mechanical Support Ltd, Lamon	2:13.652	4	5	8.906	0.285	79.96
17	81		16	Malvern MAY	Suzuki SV650 - IMP racing	2:13.750	5	5	9.004	0.098	79.91
18	511	RMT	2	William BARRETT	Suzuki SV650 -	2:14.068	4	5	9.322	0.318	79.72
19	14	RMT	3	George DAVIES	Suzuki SV650 - little T's Childcare , Alfie Weeks	2:14.477	5	5	9.731	0.409	79.47
20	237	RMT	4	Tim WOOD	Suzuki SV650S - Hel Performance	2:14.584	3	5	9.838	0.107	79.41
21	166	RMT	5	Ben KING	Suzuki SV650 -	2:14.674	2	5	9.928	0.090	79.36
22	102		17	Nick GUTHRIE	Suzuki SV650 - Supreme installations	2:15.119	5	5	10.373	0.445	79.10
23	62	RMT	6	Max PRIESTLEY	Suzuki SV650 - Mum and Dad	2:16.002	3	5	11.256	0.883	78.58
24	30	RMT	7	David LUFF	Suzuki SV 650 - ATP & Sarah O'Neill	2:16.217	3	5	11.471	0.215	78.46
25	177	RMT	8	Michael HOPKINS	Suzuki SV650 SK1 - MYSELF	2:16.966	5	5	12.220	0.749	78.03
26	127		18	Matthew CHAM	Ducati MONSTER 796 -	2:17.025	4	4	12.279	0.059	78.00
27	77	RMT	9	Joshua CRISP	Suzuki SV650 - JMC GUITARWORKS	2:17.185	3	5	12.439	0.160	77.90
28	158		19	Danny BRENNAN	Suzuki SV650 -	2:17.255	5	5	12.509	0.070	77.87
29	40		20	Simon WILKINSON	Suzuki SV650 -	2:17.492	5	5	12.746	0.237	77.73
30	107	RMT	10	Andrew GODBOLD	Suzuki SV650 -	2:17.513	5	5	12.767	0.021	77.72
31	35		21	Tyler WALSH	Suzuki SV650 - KDR Powerlines	2:18.730	1	1	13.984	1.217	77.04
32	75	RMT	11	Tom SVENSEN	Suzuki SV650 - Team TSR - HCL Car sales	2:19.385	5	5	14.639	0.655	76.68
33	94	RMT	12	Martin SIGGINS	Suzuki SV650 - Siggins Property Services	2:20.402	3	5	15.656	1.017	76.12
34	70		22	Colin HALL	Suzuki SV650 - safety counts ltd	2:25.934	4	4	21.188	5.532	73.23
35	373	RMT	13	Charley EAGLING	Suzuki SV650 -	2:33.452	4	4	28.706	7.518	69.65
36	251	RMT	14	Craig FERRIS	Suzuki SV650 - IMP Racing	2:40.481	2	4	35.735	7.029	66.60

Weather / Track : Cloudy / Dry

Date: 31/08/2024 Start: 09:18 Finish: 09:28
Snetterton 300: 2.9689 miles

These results are provisional until the conclusion of any judicial and technical matters.

Clerk Of Course:	Stewards:	Timekeeper:	
		<i>Craig Smith</i>	

Results can be found at www.tsl-timing.com

Printed - 09:31 Saturday, 31 August 2024



BMCRC - MRO Championships 2024 - Rnd 6 @ Snetterton 300

MRO Minitwins & BMCRC Rookie Minitwins

QUALIFYING - SECTOR ANALYSIS



SECTOR 1 = FL to I1, SECTOR 2 = I1 to FL, DIFF = Difference To Personal Best Lap, P = Crossed Finish Line in Pit Lane, D = Time Disallowed

P1 333		David LINDEMANN		Suzuki SV650 - Giraffe Decorators		
IDEAL LAP TIME : 2:04.423		BEST LAP TIME : 2:04.746		DIFFERENCE : 0.323		
LAP	SECTOR 1	SECTOR 2	LAP TIME	MPH	DIFF	TIME OF DAY
1 -	1:28.852	42.564	2:11.416	81.33	6.670	09:20:41.063
2 -	1:25.104	41.350	2:06.454	84.52	1.708	09:22:47.517
3 -	1:23.790	41.001	2:04.791 (2)	85.64	0.045	09:24:52.308
4 -	1:23.422	41.575	2:04.997 (3)	85.50	0.251	09:26:57.305
5 -	1:23.528	41.218	2:04.746 (1)	85.67		09:29:02.051

P2 22		Darren DOWDS		Suzuki SV 650 - sublime dsg Ltd		
IDEAL LAP TIME : 2:04.903		BEST LAP TIME : 2:04.903		DIFFERENCE : 0.000		
LAP	SECTOR 1	SECTOR 2	LAP TIME	MPH	DIFF	TIME OF DAY
1 -	1:27.702	42.519	2:10.221	82.07	5.318	09:20:37.529
2 -	1:24.261	41.782	2:06.043 (3)	84.79	1.140	09:22:43.572
3 -	1:23.535	41.368	2:04.903 (1)	85.57		09:24:48.475
4 -	1:23.859	42.332	2:06.191	84.69	1.288	09:26:54.666
5 -	1:23.673	41.722	2:05.395 (2)	85.23	0.492	09:29:00.061

P3 1		David TWYFORD		Suzuki SV650 - IMP Racing, MHP, Chris Cowan		
IDEAL LAP TIME : 2:05.628		BEST LAP TIME : 2:05.628		DIFFERENCE : 0.000		
LAP	SECTOR 1	SECTOR 2	LAP TIME	MPH	DIFF	TIME OF DAY
1 -	1:28.073	42.801	2:10.874	81.66	5.246	09:20:39.811
2 -	1:24.310	41.318	2:05.628 (1)	85.07		09:22:45.439
3 -	1:24.319	41.656	2:05.975 (2)	84.84	0.347	09:24:51.414
4 -	1:24.435	41.999	2:06.434 (3)	84.53	0.806	09:26:57.848
5 -	1:25.029	42.731	2:07.760	83.65	2.132	09:29:05.608

P4 33		Steve COSTIN		Suzuki SV650 - Sublime Designs / ATP Motorsport ATP Motorsp		
IDEAL LAP TIME : 2:07.779		BEST LAP TIME : 2:08.098		DIFFERENCE : 0.319		
LAP	SECTOR 1	SECTOR 2	LAP TIME	MPH	DIFF	TIME OF DAY
1 -	1:29.903	42.980	2:12.883	80.43	4.785	09:20:40.976
2 -	1:25.707	42.391	2:08.098 (1)	83.43		09:22:49.074
3 -	1:26.385	42.072	2:08.457 (2)	83.20	0.359	09:24:57.531
4 -	1:26.105	43.044	2:09.149 (3)	82.75	1.051	09:27:06.680

P5 21		Toby FINNIS		Suzuki SV650R - Crawfords/ Tey Farm Systems/ Harlow Ag		
IDEAL LAP TIME : 2:08.201		BEST LAP TIME : 2:08.267		DIFFERENCE : 0.066		
LAP	SECTOR 1	SECTOR 2	LAP TIME	MPH	DIFF	TIME OF DAY
1 -	1:29.795	43.367	2:13.162	80.26	4.895	09:20:39.704
2 -	1:26.668	42.599	2:09.267 (3)	82.68	1.000	09:22:48.971
3 -	1:26.504	42.462	2:08.966 (2)	82.87	0.699	09:24:57.937
4 -	1:25.739	42.528	2:08.267 (1)	83.32		09:27:06.204

P6 19		Kevin LILLEY		Suzuki SV650 - Trafalgar Cleaning Eqpt. / Steve Jordan Motorcy		
IDEAL LAP TIME : 2:08.123		BEST LAP TIME : 2:08.355		DIFFERENCE : 0.232		
LAP	SECTOR 1	SECTOR 2	LAP TIME	MPH	DIFF	TIME OF DAY
1 -	1:30.015	43.322	2:13.337	80.15	4.982	09:20:45.150
2 -	1:26.481	42.689	2:09.170 (3)	82.74	0.815	09:22:54.320
3 -	1:25.830	42.525	2:08.355 (1)	83.26		09:25:02.675
4 -	1:26.131	42.293	2:08.424 (2)	83.22	0.069	09:27:11.099
5 -	1:26.338	43.617	2:09.955	82.24	1.600	09:29:21.054

BMCRC - MRO Championships 2024 - Rnd 6 @ Snetterton 300

MRO Minitwins & BMCRC Rookie Minitwins

QUALIFYING - SECTOR ANALYSIS



SECTOR 1 = FL to I1, SECTOR 2 = I1 to FL, DIFF = Difference To Personal Best Lap, P = Crossed Finish Line in Pit Lane, D = Time Disallowed

P7 66		Mitch DUCRAN		Suzuki SV650 - JP Haulage		
IDEAL LAP TIME : 2:08.746		BEST LAP TIME : 2:08.746		DIFFERENCE : 0.000		
LAP	SECTOR 1	SECTOR 2	LAP TIME	MPH	DIFF	TIME OF DAY
1 -	1:29.802	43.712	2:13.514	80.05	4.768	09:20:58.630
2 -	1:27.732	42.865	2:10.597 (3)	81.84	1.851	09:23:09.227
3 -	1:26.340	42.640	2:08.980 (2)	82.86	0.234	09:25:18.207
4 -	1:26.167	42.579	2:08.746 (1)	83.01		09:27:26.953
5 -	1:27.074	43.926	2:11.000	81.58	2.254	09:29:37.953

P8 97		Alex MANN		Suzuki SV650 - Michael Jones Jeweller, Esprit Group, Eastgate		
IDEAL LAP TIME : 2:10.197		BEST LAP TIME : 2:10.197		DIFFERENCE : 0.000		
LAP	SECTOR 1	SECTOR 2	LAP TIME	MPH	DIFF	TIME OF DAY
1 -	1:32.997	44.883	2:17.880	77.51	7.683	09:20:51.463
2 -	1:27.936	43.098	2:11.034 (3)	81.56	0.837	09:23:02.497
3 -	1:27.263	42.934	2:10.197 (1)	82.09		09:25:12.694
4 -	1:27.858	44.106	2:11.964	80.99	1.767	09:27:24.658
5 -	1:27.874	43.111	2:10.985 (2)	81.59	0.788	09:29:35.643

P9 115		Brian MAHER		Suzuki SV650 - Spraytech /Espresso Solutions		
IDEAL LAP TIME : 2:10.470		BEST LAP TIME : 2:10.470		DIFFERENCE : 0.000		
LAP	SECTOR 1	SECTOR 2	LAP TIME	MPH	DIFF	TIME OF DAY
1 -	1:32.500	43.919	2:16.419	78.34	5.949	09:20:45.287
2 -	1:29.049	43.834	2:12.883 (3)	80.43	2.413	09:22:58.170
3 -	1:28.168	43.507	2:11.675 (2)	81.17	1.205	09:25:09.845
4 -	1:27.177	43.293	2:10.470 (1)	81.91		09:27:20.315

P10 27		Jack BETTIS		Suzuki SV 650 - NB Toolmaking		
IDEAL LAP TIME : 2:10.521		BEST LAP TIME : 2:10.521		DIFFERENCE : 0.000		
LAP	SECTOR 1	SECTOR 2	LAP TIME	MPH	DIFF	TIME OF DAY
1 -	1:32.212	43.939	2:16.151	78.50	5.630	09:20:46.027
2 -	1:27.291	43.530	2:10.821 (2)	81.70	0.300	09:22:56.848
3 -	1:27.192	43.329	2:10.521 (1)	81.88		09:25:07.369
4 -	1:27.801	44.322	2:12.123 (3)	80.89	1.602	09:27:19.492

P11 3		Oliver ARBON		Suzuki SV650 - TT Plumbing & Heating		
IDEAL LAP TIME : 2:10.793		BEST LAP TIME : 2:10.793		DIFFERENCE : 0.000		
LAP	SECTOR 1	SECTOR 2	LAP TIME	MPH	DIFF	TIME OF DAY
1 -	1:32.624	44.608	2:17.232	77.88	6.439	09:20:49.945
2 -	1:27.965	43.618	2:11.583 (3)	81.22	0.790	09:23:01.528
3 -	1:27.378	43.415	2:10.793 (1)	81.71		09:25:12.321
4 -	1:28.502	44.215	2:12.717	80.53	1.924	09:27:25.038
5 -	1:27.572	43.843	2:11.415 (2)	81.33	0.622	09:29:36.453

P12 15		James SVENSEN		Suzuki SV650S -		
IDEAL LAP TIME : 2:11.876		BEST LAP TIME : 2:12.201		DIFFERENCE : 0.325		
LAP	SECTOR 1	SECTOR 2	LAP TIME	MPH	DIFF	TIME OF DAY
1 -	1:33.442	45.023	2:18.465	77.18	6.264	09:20:46.395
2 -	1:29.226	43.854	2:13.080 (3)	80.31	0.879	09:22:59.475
3 -	1:28.413	43.788	2:12.201 (1)	80.84		09:25:11.676
4 -	1:28.784	43.463	2:12.247 (2)	80.81	0.046	09:27:23.923

BMCRC - MRO Championships 2024 - Rnd 6 @ Snetterton 300

MRO Minitwins & BMCRC Rookie Minitwins

QUALIFYING - SECTOR ANALYSIS



SECTOR 1 = FL to I1, SECTOR 2 = I1 to FL, DIFF = Difference To Personal Best Lap, P = Crossed Finish Line in Pit Lane, D = Time Disallowed

P13 111		Freddie BATE		Suzuki SV650 - hartjay			
IDEAL LAP TIME : 2:12.374		BEST LAP TIME : 2:12.374		DIFFERENCE : 0.000			
LAP	SECTOR 1	SECTOR 2	LAP TIME	MPH	DIFF	TIME OF DAY	
1 -	1:39.431	47.039	2:26.470	72.97	14.096	09:20:57.788	
2 -	1:31.052	45.032	2:16.084	78.54	3.710	09:23:13.872	
3 -	1:29.622	44.957	2:14.579 (3)	79.41	2.205	09:25:28.451	
4 -	1:29.324	44.451	2:13.775 (2)	79.89	1.401	09:27:42.226	
5 -	1:28.168	44.206	2:12.374 (1)	80.74		09:29:54.600	

P14 89		Sebastian BARAN		Suzuki SV650 -			
IDEAL LAP TIME : 2:12.394		BEST LAP TIME : 2:12.394		DIFFERENCE : 0.000			
LAP	SECTOR 1	SECTOR 2	LAP TIME	MPH	DIFF	TIME OF DAY	
1 -	1:34.501	45.713	2:20.214	76.22	7.820	09:21:08.194	
2 -	1:29.699	46.330	2:16.029	78.57	3.635	09:23:24.223	
3 -	1:29.838	44.559	2:14.397 (3)	79.52	2.003	09:25:38.620	
4 -	1:29.017	44.071	2:13.088 (2)	80.30	0.694	09:27:51.708	
5 -	1:28.468	43.926	2:12.394 (1)	80.72		09:30:04.102	

P15 122 RMT		James EGGINTON		Suzuki SV650 - Advance Computer Services - www.ACS.co.uk			
IDEAL LAP TIME : 2:13.367		BEST LAP TIME : 2:13.367		DIFFERENCE : 0.000			
LAP	SECTOR 1	SECTOR 2	LAP TIME	MPH	DIFF	TIME OF DAY	
1 -	1:36.150	47.168	2:23.318 (3)	74.57	9.951	09:21:13.187	
2 -	1:30.556	44.522	2:15.078 (2)	79.12	1.711	09:23:28.265	
3 -	1:29.244	44.123	2:13.367 (1)	80.14		09:25:41.632	
4 -	1:38.699	48.484	2:27.183	72.61	13.816	09:28:08.815	
5 -	1:37.855	46.215	2:24.070	74.18	10.703	09:30:32.885	

P16 293		Leigh SMITH		Suzuki SV650 - Smiths Mechanical Support Ltd, Lamonde Autor			
IDEAL LAP TIME : 2:13.652		BEST LAP TIME : 2:13.652		DIFFERENCE : 0.000			
LAP	SECTOR 1	SECTOR 2	LAP TIME	MPH	DIFF	TIME OF DAY	
1 -	1:39.008	47.433	2:26.441	72.98	12.789	09:21:01.078	
2 -	1:30.968	45.726	2:16.694	78.18	3.042	09:23:17.772	
3 -	1:30.729	44.265	2:14.994 (3)	79.17	1.342	09:25:32.766	
4 -	1:29.392	44.260	2:13.652 (1)	79.96		09:27:46.418	
5 -	1:29.799	44.805	2:14.604 (2)	79.40	0.952	09:30:01.022	

P17 81		Malvern MAY		Suzuki SV650 - IMP racing			
IDEAL LAP TIME : 2:13.020		BEST LAP TIME : 2:13.750		DIFFERENCE : 0.730			
LAP	SECTOR 1	SECTOR 2	LAP TIME	MPH	DIFF	TIME OF DAY	
1 -	1:38.179	45.525	2:23.704	74.37	9.954	09:20:58.423	
2 -	1:31.976	44.558	2:16.534	78.28	2.784	09:23:14.957	
3 -	1:29.175	45.173	2:14.348 (2)	79.55	0.598	09:25:29.305	
4 -	1:30.413	44.056	2:14.469 (3)	79.48	0.719	09:27:43.774	
5 -	1:29.905	43.845	2:13.750 (1)	79.91		09:29:57.524	

P18 511 RMT		William BARRETT		Suzuki SV650 -			
IDEAL LAP TIME : 2:13.550		BEST LAP TIME : 2:14.068		DIFFERENCE : 0.518			
LAP	SECTOR 1	SECTOR 2	LAP TIME	MPH	DIFF	TIME OF DAY	
1 -	1:42.465	47.404	2:29.869	71.31	15.801	09:21:19.824	
2 -	1:48.939	45.463	2:34.402	69.22	20.334	09:23:54.226	
3 -	1:30.852	44.994	2:15.846 (3)	78.67	1.778	09:26:10.072	
4 -	1:29.050	45.018	2:14.068 (1)	79.72		09:28:24.140	
5 -	1:29.592	44.500	2:14.092 (2)	79.70	0.024	09:30:38.232	

BMCRC - MRO Championships 2024 - Rnd 6 @ Snetterton 300

MRO Minitwins & BMCRC Rookie Minitwins

QUALIFYING - SECTOR ANALYSIS



SECTOR 1 = FL to I1, SECTOR 2 = I1 to FL, DIFF = Difference To Personal Best Lap, P = Crossed Finish Line in Pit Lane, D = Time Disallowed

P19		14 RMT		George DAVIES		Suzuki SV650 - little T's Childcare , Alfie Weeks	
IDEAL LAP TIME : 2:14.132		BEST LAP TIME : 2:14.477		DIFFERENCE : 0.345			
LAP	SECTOR 1	SECTOR 2	LAP TIME	MPH	DIFF	TIME OF DAY	
1 -	1:39.745	46.853	2:26.598	72.90	12.121	09:21:02.266	
2 -	1:32.545	46.523	2:19.068	76.85	4.591	09:23:21.334	
3 -	1:31.983	44.710	2:16.693 (3)	78.19	2.216	09:25:38.027	
4 -	1:30.299	44.882	2:15.181 (2)	79.06	0.704	09:27:53.208	
5 -	1:29.422	45.055	2:14.477 (1)	79.47		09:30:07.685	

P20		237 RMT		Tim WOOD		Suzuki SV650S - Hel Performance	
IDEAL LAP TIME : 2:14.215		BEST LAP TIME : 2:14.584		DIFFERENCE : 0.369			
LAP	SECTOR 1	SECTOR 2	LAP TIME	MPH	DIFF	TIME OF DAY	
1 -	1:36.656	46.473	2:23.129	74.67	8.545	09:21:11.722	
2 -	1:31.498	45.924	2:17.422 (3)	77.77	2.838	09:23:29.144	
3 -	1:30.032	44.552	2:14.584 (1)	79.41		09:25:43.728	
4 -	1:29.663	48.077	2:17.740	77.59	3.156	09:28:01.468	
5 -	1:30.825	44.822	2:15.647 (2)	78.79	1.063	09:30:17.115	

P21		166 RMT		Ben KING		Suzuki SV650 -	
IDEAL LAP TIME : 2:14.640		BEST LAP TIME : 2:14.674		DIFFERENCE : 0.034			
LAP	SECTOR 1	SECTOR 2	LAP TIME	MPH	DIFF	TIME OF DAY	
1 -	1:36.937	47.240	2:24.177	74.13	9.503	09:21:09.983	
2 -	1:29.570	45.104	2:14.674 (1)	79.36		09:23:24.657	
3 -	1:29.910	46.349	2:16.259 (3)	78.43	1.585	09:25:40.916	
4 -	1:36.986	47.801	2:24.787	73.81	10.113	09:28:05.703	
5 -	1:29.649	45.070	2:14.719 (2)	79.33	0.045	09:30:20.422	

P22		102		Nick GUTHRIE		Suzuki SV650 - Supreme installations	
IDEAL LAP TIME : 2:14.963		BEST LAP TIME : 2:15.119		DIFFERENCE : 0.156			
LAP	SECTOR 1	SECTOR 2	LAP TIME	MPH	DIFF	TIME OF DAY	
1 -	1:39.804	46.577	2:26.381	73.01	11.262	09:21:01.526	
2 -	1:33.470	46.299	2:19.769	76.46	4.650	09:23:21.295	
3 -	1:30.745	44.556	2:15.301 (2)	78.99	0.182	09:25:36.596	
4 -	1:30.900	44.938	2:15.838 (3)	78.68	0.719	09:27:52.434	
5 -	1:30.407	44.712	2:15.119 (1)	79.10		09:30:07.553	

P23		62 RMT		Max PRIESTLEY		Suzuki SV650 - Mum and Dad	
IDEAL LAP TIME : 2:16.002		BEST LAP TIME : 2:16.002		DIFFERENCE : 0.000			
LAP	SECTOR 1	SECTOR 2	LAP TIME	MPH	DIFF	TIME OF DAY	
1 -	1:36.010	47.473	2:23.483	74.49	7.481	09:21:10.681	
2 -	1:32.217	46.268	2:18.485	77.17	2.483	09:23:29.166	
3 -	1:30.804	45.198	2:16.002 (1)	78.58		09:25:45.168	
4 -	1:31.565	45.747	2:17.312 (2)	77.83	1.310	09:28:02.480	
5 -	1:31.863	45.727	2:17.590 (3)	77.68	1.588	09:30:20.070	

P24		30 RMT		David LUFF		Suzuki SV 650 - ATP & Sarah O'Neill	
IDEAL LAP TIME : 2:16.217		BEST LAP TIME : 2:16.217		DIFFERENCE : 0.000			
LAP	SECTOR 1	SECTOR 2	LAP TIME	MPH	DIFF	TIME OF DAY	
1 -	1:37.364	47.546	2:24.910	73.75	8.693	09:20:53.884	
2 -	1:32.656	45.368	2:18.024	77.43	1.807	09:23:11.908	
3 -	1:31.133	45.084	2:16.217 (1)	78.46		09:25:28.125	
4 -	1:31.914	45.679	2:17.593 (2)	77.67	1.376	09:27:45.718	
5 -	1:32.564	45.442	2:18.006 (3)	77.44	1.789	09:30:03.724	

BMCRC - MRO Championships 2024 - Rnd 6 @ Snetterton 300

MRO Minitwins & BMCRC Rookie Minitwins

QUALIFYING - SECTOR ANALYSIS



SECTOR 1 = FL to I1, SECTOR 2 = I1 to FL, DIFF = Difference To Personal Best Lap, P = Crossed Finish Line in Pit Lane, D = Time Disallowed

P25		177 RMT	Michael HOPKINS	Suzuki SV650 SK1 - MYSELF		
IDEAL LAP TIME : 2:16.966		BEST LAP TIME : 2:16.966		DIFFERENCE : 0.000		
LAP	SECTOR 1	SECTOR 2	LAP TIME	MPH	DIFF	TIME OF DAY
1 -	1:35.612	47.083	2:22.695	74.90	5.729	09:21:10.860
2 -	1:32.991	46.640	2:19.631	76.54	2.665	09:23:30.491
3 -	1:32.752	46.787	2:19.539 (3)	76.59	2.573	09:25:50.030
4 -	1:32.578	45.741	2:18.319 (2)	77.27	1.353	09:28:08.349
5 -	1:31.516	45.450	2:16.966 (1)	78.03		09:30:25.315

P26		127	Matthew CHAM	Ducati MONSTER 796 -		
IDEAL LAP TIME : 2:17.025		BEST LAP TIME : 2:17.025		DIFFERENCE : 0.000		
LAP	SECTOR 1	SECTOR 2	LAP TIME	MPH	DIFF	TIME OF DAY
1 -	1:38.469	48.663	2:27.132	72.64	10.107	09:21:16.749
2 -	1:32.563	45.878	2:18.441 (3)	77.20	1.416	09:23:35.190
3 -	1:32.627	45.767	2:18.394 (2)	77.22	1.369	09:25:53.584
4 -	1:31.744	45.281	2:17.025 (1)	78.00		09:28:10.609

P27		77 RMT	Joshua CRISP	Suzuki SV650 - JMC GUITARWORKS		
IDEAL LAP TIME : 2:17.167		BEST LAP TIME : 2:17.185		DIFFERENCE : 0.018		
LAP	SECTOR 1	SECTOR 2	LAP TIME	MPH	DIFF	TIME OF DAY
1 -	1:44.751	46.547	2:31.298	70.64	14.113	09:21:23.780
2 -	1:32.612	45.913	2:18.525	77.15	1.340	09:23:42.305
3 -	1:31.934	45.251	2:17.185 (1)	77.90		09:25:59.490
4 -	1:32.515	45.263	2:17.778 (3)	77.57	0.593	09:28:17.268
5 -	1:31.916	45.315	2:17.231 (2)	77.88	0.046	09:30:34.499

P28		158	Danny BRENNAN	Suzuki SV650 -		
IDEAL LAP TIME : 2:17.255		BEST LAP TIME : 2:17.255		DIFFERENCE : 0.000		
LAP	SECTOR 1	SECTOR 2	LAP TIME	MPH	DIFF	TIME OF DAY
1 -	1:37.236	47.431	2:24.667	73.88	7.412	09:21:09.720
2 -	1:33.563	47.087	2:20.650	75.99	3.395	09:23:30.370
3 -	1:32.786	46.650	2:19.436 (3)	76.65	2.181	09:25:49.806
4 -	1:32.813	46.339	2:19.152 (2)	76.80	1.897	09:28:08.958
5 -	1:31.418	45.837	2:17.255 (1)	77.87		09:30:26.213

P29		40	Simon WILKINSON	Suzuki SV650 -		
IDEAL LAP TIME : 2:17.492		BEST LAP TIME : 2:17.492		DIFFERENCE : 0.000		
LAP	SECTOR 1	SECTOR 2	LAP TIME	MPH	DIFF	TIME OF DAY
1 -	1:38.675	48.982	2:27.657	72.38	10.165	09:21:01.467
2 -	1:33.990	46.570	2:20.560	76.03	3.068	09:23:22.027
3 -	1:32.218	46.382	2:18.600 (2)	77.11	1.108	09:25:40.627
4 -	1:32.697	46.886	2:19.583 (3)	76.57	2.091	09:28:00.210
5 -	1:32.056	45.436	2:17.492 (1)	77.73		09:30:17.702

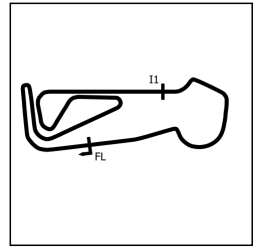
P30		107 RMT	Andrew GODBOLD	Suzuki SV650 -		
IDEAL LAP TIME : 2:17.513		BEST LAP TIME : 2:17.513		DIFFERENCE : 0.000		
LAP	SECTOR 1	SECTOR 2	LAP TIME	MPH	DIFF	TIME OF DAY
1 -	1:33.659	47.138	2:20.797	75.91	3.284	09:21:05.133
2 -	1:32.234	46.604	2:18.838 (3)	76.98	1.325	09:23:23.971
3 -	1:31.771	46.774	2:18.545 (2)	77.14	1.032	09:25:42.516
4 -	1:32.373	47.281	2:19.654	76.53	2.141	09:28:02.170
5 -	1:31.172	46.341	2:17.513 (1)	77.72		09:30:19.683

P31		35	Tyler WALSH	Suzuki SV650 - KDR Powerlines		
IDEAL LAP TIME : 2:18.730		BEST LAP TIME : 2:18.730		DIFFERENCE : 0.000		
LAP	SECTOR 1	SECTOR 2	LAP TIME	MPH	DIFF	TIME OF DAY
1 -	1:33.529	45.201	2:18.730 (1)	77.04		09:21:04.801

BMCRC - MRO Championships 2024 - Rnd 6 @ Snetterton 300

MRO Minitwins & BMCRC Rookie Minitwins

QUALIFYING - SECTOR ANALYSIS



SECTOR 1 = FL to I1, SECTOR 2 = I1 to FL, DIFF = Difference To Personal Best Lap, P = Crossed Finish Line in Pit Lane, D = Time Disallowed

P32 75 RMT Tom SVENSEN		Suzuki SV650 - Team TSR - HCL Car sales				
IDEAL LAP TIME : 2:18.855		BEST LAP TIME : 2:19.385		DIFFERENCE : 0.530		
LAP	SECTOR 1	SECTOR 2	LAP TIME	MPH	DIFF	TIME OF DAY
1 -	1:41.928	48.198	2:30.126	71.19	10.741	09:21:00.478
2 -	1:33.938	46.272	2:20.210	76.22	0.825	09:23:20.688
3 -	1:32.810	46.673	2:19.483 (2)	76.62	0.098	09:25:40.171
4 -	1:32.886	46.708	2:19.594 (3)	76.56	0.209	09:27:59.765
5 -	1:33.340	46.045	2:19.385 (1)	76.68		09:30:19.150

P33 94 RMT Martin SIGGINS		Suzuki SV650 - Siggins Property Services				
IDEAL LAP TIME : 2:20.115		BEST LAP TIME : 2:20.402		DIFFERENCE : 0.287		
LAP	SECTOR 1	SECTOR 2	LAP TIME	MPH	DIFF	TIME OF DAY
1 -	1:38.746	47.680	2:26.426	72.99	6.024	09:20:57.532
2 -	1:34.398	46.490	2:20.888 (2)	75.86	0.486	09:23:18.420
3 -	1:33.625	46.777	2:20.402 (1)	76.12		09:25:38.822
4 -	1:33.915	47.070	2:20.985 (3)	75.81	0.583	09:27:59.807
5 -	1:34.778	46.777	2:21.555	75.50	1.153	09:30:21.362

P34 70 Colin HALL		Suzuki SV650 - safety counts ltd				
IDEAL LAP TIME : 2:25.934		BEST LAP TIME : 2:25.934		DIFFERENCE : 0.000		
LAP	SECTOR 1	SECTOR 2	LAP TIME	MPH	DIFF	TIME OF DAY
1 -	1:55.531	54.087	2:49.618	63.01	23.684	09:21:39.802
2 -	1:40.910	50.934	2:31.844 (3)	70.38	5.910	09:24:11.646
3 -	1:38.245	49.979	2:28.224 (2)	72.10	2.290	09:26:39.870
4 -	1:37.497	48.437	2:25.934 (1)	73.23		09:29:05.804

P35 373 RMT Charley EAGLING		Suzuki SV650 -				
IDEAL LAP TIME : 2:33.317		BEST LAP TIME : 2:33.452		DIFFERENCE : 0.135		
LAP	SECTOR 1	SECTOR 2	LAP TIME	MPH	DIFF	TIME OF DAY
1 -	1:54.335	53.941	2:48.276	63.51	14.824	09:21:40.328
2 -	1:46.265	52.872	2:39.137 (3)	67.16	5.685	09:24:19.465
3 -	1:43.411	51.162	2:34.573 (2)	69.14	1.121	09:26:54.038
4 -	1:42.155	51.297	2:33.452 (1)	69.65		09:29:27.490

P36 251 RMT Craig FERRIS		Suzuki SV650 - IMP Racing				
IDEAL LAP TIME : 2:40.180		BEST LAP TIME : 2:40.481		DIFFERENCE : 0.301		
LAP	SECTOR 1	SECTOR 2	LAP TIME	MPH	DIFF	TIME OF DAY
1 -	1:53.857	53.745	2:47.602	63.77	7.121	09:21:39.187
2 -	1:46.435	54.046	2:40.481 (1)	66.60		09:24:19.668
3 -	1:47.709	54.175	2:41.884 (2)	66.02	1.403	09:27:01.552
4 -	1:47.503	54.658	2:42.161 (3)	65.91	1.680	09:29:43.713

BMCRC - MRO Championships 2024 - Rnd 6 @ Snetterton 300

MRO Minitwins & BMCRC Rookie Minitwins

QUALIFYING - BEST SECTORS

SECTOR 1				SECTOR 2				IDEAL / BEST COMPARISON				
POS	NO	NAME	TIME	NO	NAME	TIME	POS	NO	NAME	IDEAL	BEST	DIFF
									PERFECT LAP	2:04.423		
1	333	LINDEMANN	1:23.422	333	LINDEMANN	41.001	1	333	LINDEMANN	2:04.423	2:04.746	0.323
2	22	DOWDS	1:23.535	1	TWYFORD	41.318	2	22	DOWDS	2:04.903	2:04.903	0.000
3	1	TWYFORD	1:24.310	22	DOWDS	41.368	3	1	TWYFORD	2:05.628	2:05.628	0.000
4	33	COSTIN	1:25.707	33	COSTIN	42.072	4	33	COSTIN	2:07.779	2:08.098	0.319
5	21	FINNIS	1:25.739	19	LILLEY	42.293	5	19	LILLEY	2:08.123	2:08.355	0.232
6	19	LILLEY	1:25.830	21	FINNIS	42.462	6	21	FINNIS	2:08.201	2:08.267	0.066
7	66	DUCRAN	1:26.167	66	DUCRAN	42.579	7	66	DUCRAN	2:08.746	2:08.746	0.000
8	115	MAHER	1:27.177	97	MANN	42.934	8	97	MANN	2:10.197	2:10.197	0.000
9	27	BETTIS	1:27.192	115	MAHER	43.293	9	115	MAHER	2:10.470	2:10.470	0.000
10	97	MANN	1:27.263	27	BETTIS	43.329	10	27	BETTIS	2:10.521	2:10.521	0.000
11	3	ARBON	1:27.378	3	ARBON	43.415	11	3	ARBON	2:10.793	2:10.793	0.000
12	111	BATE	1:28.168	15	SVENSEN	43.463	12	15	SVENSEN	2:11.876	2:12.201	0.325
13	15	SVENSEN	1:28.413	81	MAY	43.845	13	111	BATE	2:12.374	2:12.374	0.000
14	89	BARAN	1:28.468	89	BARAN	43.926	14	89	BARAN	2:12.394	2:12.394	0.000
15	511	BARRETT	1:29.050	122	EGGINTON	44.123	15	81	MAY	2:13.020	2:13.750	0.730
16	81	MAY	1:29.175	111	BATE	44.206	16	122	EGGINTON	2:13.367	2:13.367	0.000
17	122	EGGINTON	1:29.244	293	SMITH	44.260	17	511	BARRETT	2:13.550	2:14.068	0.518
18	293	SMITH	1:29.392	511	BARRETT	44.500	18	293	SMITH	2:13.652	2:13.652	0.000
19	14	DAVIES	1:29.422	237	WOOD	44.552	19	14	DAVIES	2:14.132	2:14.477	0.345
20	166	KING	1:29.570	102	GUTHRIE	44.556	20	237	WOOD	2:14.215	2:14.584	0.369
21	237	WOOD	1:29.663	14	DAVIES	44.710	21	166	KING	2:14.640	2:14.674	0.034
22	102	GUTHRIE	1:30.407	166	KING	45.070	22	102	GUTHRIE	2:14.963	2:15.119	0.156
23	62	PRIESTLEY	1:30.804	30	LUFF	45.084	23	62	PRIESTLEY	2:16.002	2:16.002	0.000
24	30	LUFF	1:31.133	62	PRIESTLEY	45.198	24	30	LUFF	2:16.217	2:16.217	0.000
25	107	GODBOLD	1:31.172	35	WALSH	45.201	25	177	HOPKINS	2:16.966	2:16.966	0.000
26	158	BRENNAN	1:31.418	77	CRISP	45.251	26	127	CHAM	2:17.025	2:17.025	0.000
27	177	HOPKINS	1:31.516	127	CHAM	45.281	27	77	CRISP	2:17.167	2:17.185	0.018
28	127	CHAM	1:31.744	40	WILKINSON	45.436	28	158	BRENNAN	2:17.255	2:17.255	0.000
29	77	CRISP	1:31.916	177	HOPKINS	45.450	29	40	WILKINSON	2:17.492	2:17.492	0.000
30	40	WILKINSON	1:32.056	158	BRENNAN	45.837	30	107	GODBOLD	2:17.513	2:17.513	0.000
31	75	SVENSEN	1:32.810	75	SVENSEN	46.045	31	35	WALSH	2:18.730	2:18.730	0.000
32	35	WALSH	1:33.529	107	GODBOLD	46.341	32	75	SVENSEN	2:18.855	2:19.385	0.530
33	94	SIGGINS	1:33.625	94	SIGGINS	46.490	33	94	SIGGINS	2:20.115	2:20.402	0.287
34	70	HALL	1:37.497	70	HALL	48.437	34	70	HALL	2:25.934	2:25.934	0.000
35	373	EAGLING	1:42.155	373	EAGLING	51.162	35	373	EAGLING	2:33.317	2:33.452	0.135
36	251	FERRIS	1:46.435	251	FERRIS	53.745	36	251	FERRIS	2:40.180	2:40.481	0.301

BMCRC - MRO Championships 2024 - Rnd 6 @ Snetterton 300

MRO Minitwins & BMCRC Rookie Minitwins

QUALIFYING - STATISTICS

Competitors Started	36
Planned Start	2024-08-31 @ 09:13:00.000
Actual Start	2024-08-31 @ 09:18:18.068
Finish Time	2024-08-31 @ 09:28:25.888
Track Length	2.9689mi.
Total Laps	167
Total Distance Covered	495.8082mi.

Session Fastest Lap History

NO	CL	NAME	LAP TIME	TIME OF DAY	LAP	VEHICLE
22		Darren DOWDS	2:10.221	09:20:37.534	1	Suzuki SV 650
22		Darren DOWDS	2:06.043	09:22:43.577	2	Suzuki SV 650
1		David TWYFORD	2:05.628	09:22:45.455	2	Suzuki SV650
22		Darren DOWDS	2:04.903	09:24:48.480	3	Suzuki SV 650
333		David LINDEMANN	2:04.791	09:24:52.329	3	Suzuki SV650
333		David LINDEMANN	2:04.746	09:29:02.072	5	Suzuki SV650

Flag History

TYPE	TIME OF DAY
GREEN	09:18:18.068
FINISH	09:28:25.888

Flag Statistics

TYPE	COUNT	TOTAL LAPS	TOTAL TIME
Green	1	5	12:34.832
Red	0	0	0.000
Safety Car	0	0	0.000
FCY	0	0	0.000

BMCRC - MRO Championships 2024 - Rnd 6 @ Snetterton 300

MRO Minitwins & BMCRC Rookie Minitwins

QUALIFYING - STATISTICS

CLASS :

22 Starters

Fastest Lap History

NO	NAME	LAP TIME	TIME OF DAY	LAP	VEHICLE
22	Darren DOWDS	2:10.221	09:20:37.534	1	Suzuki SV 650
22	Darren DOWDS	2:06.043	09:22:43.577	2	Suzuki SV 650
1	David TWYFORD	2:05.628	09:22:45.455	2	Suzuki SV650
22	Darren DOWDS	2:04.903	09:24:48.480	3	Suzuki SV 650
333	David LINDEMANN	2:04.791	09:24:52.329	3	Suzuki SV650
333	David LINDEMANN	2:04.746	09:29:02.072	5	Suzuki SV650

BMCRC - MRO Championships 2024 - Rnd 6 @ Snetterton 300

MRO Minitwins & BMCRC Rookie Minitwins

QUALIFYING - STATISTICS

CLASS : RMT

14 Starters

Fastest Lap History

NO	NAME	LAP TIME	TIME OF DAY	LAP	VEHICLE
30	David LUFF	2:24.910	09:20:53.896	1	Suzuki SV 650
107	Andrew GODBOLD	2:20.797	09:21:05.138	1	Suzuki SV650
30	David LUFF	2:18.024	09:23:11.921	2	Suzuki SV 650
166	Ben KING	2:14.674	09:23:24.663	2	Suzuki SV650
122	James EGGINTON	2:13.367	09:25:41.639	3	Suzuki SV650

BMCRC - MRO Championships 2024 - Rnd 6 @ Snetterton 300

MRO Minitwins & BMCRC Rookie Minitwins

RACE 2 - GRID (5 Laps)

ROW 14	41	700	Alex BUCHANAN	40	444	Brian HARRISON			
ROW 13	39	64	Phil ELLIS	38	23	Simon COCKERTON	37	8	Stuart ALBON
ROW 12	36	251	Craig FERRIS	35	373	Charley EAGLING	34	70	Colin HALL
ROW 11	33	94	Martin SIGGINS	32	75	Tom SVENSEN	31	35	Tyler WALSH
ROW 10	30	107	Andrew GODBOLD	29	40	Simon WILKINSON	28	158	Danny BRENNAN
ROW 9	27	77	Joshua CRISP	26	127	Matthew CHAM	25	177	Michael HOPKINS
ROW 8	24	30	David LUFF	23	62	Max PRIESTLEY	22	102	Nick GUTHRIE
ROW 7	21	166	Ben KING	20	237	Tim WOOD	19	14	George DAVIES
ROW 6	18	511	William BARRETT	17	81	Malvern MAY	16	293	Leigh SMITH
ROW 5	15	122	James EGGINTON	14	89	Sebastian BARAN	13	111	Freddie BATE
ROW 4	12	15	James SVENSEN	11	3	Oliver ARBON	10	27	Jack BETTIS
ROW 3	9	115	Brian MAHER	8	97	Alex MANN	7	66	Mitch DUCRAN
ROW 2	6	19	Kevin LILLEY	5	21	Toby FINNIS	4	33	Steve COSTIN
ROW 1	3	1	David TWYFORD	2	22	Darren DOWDS	1	333	David LINDEMANN
Pole									

These results are provisional until the conclusion of any judicial and technical matters.

Snetterton 300: 2.9689 miles

Clerk Of Course:	Stewards:	Timekeeper:	<i>Craig Smith</i>	
------------------	-----------	-------------	--------------------	---

Results can be found at www.tsl-timing.com

Printed - 09:32 Saturday, 31 August 2024



BMCRC - MRO Championships 2024 - Rnd 6 @ Snetterton 300

MRO Minitwins & BMCRC Rookie Minitwins

RACE 2 - CLASSIFICATION

Race Distance: 5 Laps / 14.84 miles



POS	NO	CL	PIC	NAME	ENTRY	LAPS	TIME	GAP	DIFF	MPH	BEST	ON	GRD	↑↓
1	333		1	David LINDEMANN	Suzuki SV650 - Giraffe Decorators	5	10:26.783			85.26	2:03.358	2	1	0
2	22		2	Darren DOWDS	Suzuki SV 650 - sublime dsg Ltd	5	10:27.478	0.695	0.695	85.16	2:03.799	4	2	0
3	1		3	David TWYFORD	Suzuki SV650 - IMP Racing, MHP, Chris Cowan	5	10:38.414	11.631	10.936	83.70	2:06.018	2	3	0
4	19		4	Kevin LILLEY	Suzuki SV650 - Trafalgar Cleaning Eqpt. / Steve Jordan Mot	5	10:47.753	20.970	9.339	82.50	2:07.981	2	6	2
5	33		5	Steve COSTIN	Suzuki SV650 - Sublime Designs / ATP Motorsport ATP Mot	5	10:47.903	21.120	0.150	82.48	2:08.044	2	4	-1
6	27		6	Jack BETTIS	Suzuki SV 650 - NB Toolmaking	5	10:48.458	21.675	0.555	82.41	2:07.744	2	10	4
7	66		7	Mitch DUCRAN	Suzuki SV650 - JP Haulage	5	10:48.553	21.770	0.095	82.39	2:07.298	2	7	0
8	21		8	Toby FINNIS	Suzuki SV650R - Crawfords/ Tey Farm Systems/ Harlow Ag	5	10:54.238	27.455	5.685	81.68	2:07.819	2	5	-3
9	115		9	Brian MAHER	Suzuki SV650 - Spraytech /Espresso Solutions	5	10:57.447	30.664	3.209	81.28	2:08.857	5	9	0
10	3		10	Oliver ARBON	Suzuki SV650 - TT Plumbing & Heating	5	10:57.987	31.204	0.540	81.21	2:09.852	4	11	1
11	97		11	Alex MANN	Suzuki SV650 - Michael Jones Jeweller, Esprit Group, East	5	10:58.249	31.466	0.262	81.18	2:09.539	3	8	-3
12	293		12	Leigh SMITH	Suzuki SV650 - Smiths Mechanical Support Ltd, Lamonde A	5	11:08.238	41.455	9.989	79.97	2:11.599	5	16	4
13	15		13	James SVENSEN	Suzuki SV650S -	5	11:08.446	41.663	0.208	79.94	2:11.769	5	12	-1
14	89		14	Sebastian BARAN	Suzuki SV650 -	5	11:09.837	43.054	1.391	79.78	2:11.402	4	14	0
15	111		15	Freddie BATE	Suzuki SV650 - hartjay	5	11:10.582	43.799	0.745	79.69	2:11.892	5	13	-2
16	81		16	Malvern MAY	Suzuki SV650 - IMP racing	5	11:11.931	45.148	1.349	79.53	2:11.530	5	17	1
17	511	RMT	1	William BARRETT	Suzuki SV650 -	5	11:12.585	45.802	0.654	79.45	2:12.259	4	18	1
18	35		17	Tyler WALSH	Suzuki SV650 - KDR Powerlines	5	11:14.710	47.927	2.125	79.20	2:10.348	5	31	13
19	30	RMT	2	David LUFF	Suzuki SV 650 - ATP & Sarah O'Neill	5	11:16.810	50.027	2.100	78.95	2:10.823	5	24	5
20	166	RMT	3	Ben KING	Suzuki SV650 -	5	11:17.194	50.411	0.384	78.91	2:11.839	5	21	1
21	237	RMT	4	Tim WOOD	Suzuki SV650S - Hel Performance	5	11:19.808	53.025	2.614	78.61	2:12.916	5	20	-1
22	122	RMT	5	James EGGINTON	Suzuki SV650 - Advance Computer Services - www.ACS.co	5	11:19.818	53.035	0.010	78.60	2:12.943	4	15	-7
23	177	RMT	6	Michael HOPKINS	Suzuki SV650 SK1 - MYSELF	5	11:20.534	53.751	0.716	78.52	2:13.114	4	25	2
24	102		18	Nick GUTHRIE	Suzuki SV650 - Supreme installations	5	11:20.619	53.836	0.085	78.51	2:12.247	4	22	-2
25	14	RMT	7	George DAVIES	Suzuki SV650 - little T's Childcare , Alfie Weeks	5	11:22.481	55.698	1.862	78.30	2:13.557	2	19	-6
26	127		19	Matthew CHAM	Ducati MONSTER 796 -	5	11:29.570	1:02.787	7.089	77.49	2:15.259	2	26	0
27	70		20	Colin HALL	Suzuki SV650 - safety counts ltd	5	11:38.591	1:11.808	9.021	76.49	2:15.665	4	34	7
28	40		21	Simon WILKINSON	Suzuki SV650 -	5	11:38.604	1:11.821	0.013	76.49	2:17.109	2	29	1
29	75	RMT	8	Tom SVENSEN	Suzuki SV650 - Team TSR - HCL Car sales	5	11:39.798	1:13.015	1.194	76.36	2:16.066	4	32	3
30	94	RMT	9	Martin SIGGINS	Suzuki SV650 - Siggins Property Services	5	11:48.028	1:21.245	8.230	75.47	2:18.790	5	33	3
31	23	RMT	10	Simon COCKERTON	Suzuki SV650 - Aztek Services Ltd	5	11:58.482	1:31.699	10.454	74.37	2:16.707	4	38	7
32	373	RMT	11	Charley EAGLING	Suzuki SV650 -	5	12:55.091	2:28.308	56.609	68.94	2:31.973	4	35	3
33	251	RMT	12	Craig FERRIS	Suzuki SV650 - IMP Racing	4	10:32.384	1 Lap	1 Lap	67.60	2:35.158	2	36	3

NOT CLASSIFIED

DNF	158			Danny BRENNAN	Suzuki SV650 -	3	7:14.198	2 Laps	1 Lap	73.84	2:21.188	3	28	
DNF	77	RMT		Joshua CRISP	Suzuki SV650 - JMC GUITARWORKS	2	4:42.611	3 Laps	1 Lap	75.63	2:15.922	2	27	
DNF	62	RMT		Max PRIESTLEY	Suzuki SV650 - Mum and Dad	1	2:26.594	4 Laps	1 Lap	72.90			23	
DNF	107	RMT		Andrew GODBOLD	Suzuki SV650 -	0							30	

FASTEST LAP

	333			David LINDEMANN	Suzuki SV650 - Giraffe Decorators	2	2:03.358			86.64 mph			139.43 kph	
	30	RMT		David LUFF	Suzuki SV 650 - ATP & Sarah O'Neill	5	2:10.823			81.69 mph			131.48 kph	

Comments:

Class - 92.5% of Race Speed = 78.86 mph

Class RMT - 92.5% of Race Speed = 73.49 mph

Weather / Track : Cloudy / Dry

Date: 31/08/2024 Start: 11:52 Finish: 12:02

These results are provisional until the conclusion of any judicial and technical matters.

Snetterton 300: 2.9689 miles

Clerk Of Course:	Stewards:	Timekeeper:	<i>Craig Smith</i>	
------------------	-----------	-------------	--------------------	---

Results can be found at www.tsl-timing.com

Printed - 12:07 Saturday, 31 August 2024



BMCRC - MRO Championships 2024 - Rnd 6 @ Snetterton 300

MRO Minitwins & BMCRC Rookie Minitwins

RACE 2 - LAP CHART

LAP 1 @ 11:54:29.544			LAP 2 @ 11:56:33.678			LAP 3 @ 11:58:37.165			LAP 4 @ 12:00:41.897			LAP 5 @ 12:02:45.501		
NO	BEHIND	LAP TIME	NO	BEHIND	LAP TIME	NO	BEHIND	LAP TIME	NO	BEHIND	LAP TIME	NO	BEHIND	LAP TIME
22		2:10.826	333		2:03.358	333		2:03.487	333		2:04.732	333		2:03.604
1	0.198	2:11.024	22	0.544	2:04.678	22	1.167	2:04.110	22	0.234	2:03.799	22	0.695	2:04.065
333	0.776	2:11.602	1	2.082	2:06.018	1	5.112	2:06.517	1	6.755	2:06.375	251	1 Lap	2:36.579
19	2.943	2:13.769	19	6.790	2:07.981	19	12.315	2:09.012	19	16.335	2:08.752	1	11.631	2:08.480
33	3.406	2:14.232	21	7.107	2:07.819	33	12.452	2:08.623	33	16.373	2:08.653	19	20.970	2:08.239
21	3.422	2:14.248	33	7.316	2:08.044	66	12.671	2:08.593	27	16.420	2:08.283	33	21.120	2:08.351
27	4.269	2:15.095	66	7.565	2:07.298	27	12.869	2:08.477	66	16.667	2:08.728	27	21.675	2:08.859
66	4.401	2:15.227	27	7.879	2:07.744	21	13.782	2:10.162	21	19.345	2:10.295	66	21.770	2:08.707
3	6.146	2:16.972	3	12.630	2:10.618	97	19.399	2:09.539	3	24.573	2:09.852	21	27.455	2:11.714
97	6.465	2:17.291	115	13.307	2:10.342	3	19.453	2:10.310	97	24.998	2:10.331	115	30.664	2:08.857
115	7.099	2:17.925	97	13.347	2:11.016	115	20.386	2:10.566	115	25.411	2:09.757	3	31.204	2:10.235
15	8.215	2:19.041	293	16.775	2:11.913	293	25.512	2:12.224	293	33.460	2:12.680	97	31.466	2:10.072
293	8.996	2:19.822	15	17.192	2:13.111	15	25.959	2:12.254	15	33.498	2:12.271	293	41.455	2:11.599
111	9.165	2:19.991	111	18.527	2:13.496	111	27.363	2:12.323	89	34.884	2:11.402	15	41.663	2:11.769
89	10.017	2:20.843	89	19.151	2:13.268	89	28.214	2:12.550	111	35.511	2:12.880	89	43.054	2:11.774
511	10.379	2:21.205	511	19.237	2:12.992	81	28.933	2:12.718	511	36.839	2:12.259	111	43.799	2:11.892
81	10.986	2:21.812	81	19.702	2:12.850	511	29.312	2:13.562	81	37.222	2:13.021	81	45.148	2:11.530
166	12.934	2:23.760	122	23.103	2:13.597	166	34.248	2:14.430	35	41.183	2:11.195	511	45.802	2:12.567
177	13.118	2:23.944	166	23.305	2:14.505	122	34.469	2:14.853	166	42.176	2:12.660	35	47.927	2:10.348
122	13.640	2:24.466	14	23.758	2:13.557	14	34.584	2:14.313	122	42.680	2:12.943	30	50.027	2:10.823
237	14.035	2:24.861	237	24.039	2:14.138	30	34.667	2:13.280	30	42.808	2:12.873	166	50.411	2:11.839
14	14.335	2:25.161	177	24.756	2:15.772	35	34.720	2:13.138	14	43.590	2:13.738	237	53.025	2:12.916
30	14.695	2:25.521	30	24.874	2:14.313	237	35.188	2:14.636	237	43.713	2:13.257	122	53.035	2:13.959
35	15.116	2:25.942	35	25.069	2:14.087	177	35.466	2:14.197	177	43.848	2:13.114	177	53.751	2:13.507
127	15.135	2:25.961	127	26.260	2:15.259	102	37.243	2:13.196	102	44.758	2:12.247	102	53.836	2:12.682
62	15.768	2:26.594	102	27.534	2:15.448	127	38.443	2:15.670	127	49.672	2:15.961	14	55.698	2:15.712
77	15.863	2:26.689	77	27.651	2:15.922	40	44.725	2:17.288	70	56.898	2:15.665	127	1:02.787	2:16.719
102	16.220	2:27.046	40	30.924	2:17.109	70	45.965	2:15.997	40	57.183	2:17.190	70	1:11.808	2:18.514
40	17.949	2:28.775	70	33.455	2:17.529	75	48.655	2:16.879	75	59.989	2:16.066	40	1:11.821	2:18.242
158	18.901	2:29.727	75	35.263	2:20.023	94	51.687	2:19.773	94	1:06.059	2:19.104	75	1:13.015	2:16.630
94	19.159	2:29.985	94	35.401	2:20.376	158	55.751	2:21.188	23	1:17.870	2:16.707	94	1:21.245	2:18.790
75	19.374	2:30.200	158	38.050	2:23.283	23	1:05.895	2:18.744	373	1:58.601	2:31.973	23	1:31.699	2:17.433
70	20.060	2:30.886	23	50.638	2:25.173	373	1:31.360	2:33.381				373	2:28.308	2:33.311
23	29.599	2:40.425	373	1:01.466	2:33.844	251	1:37.358	2:36.570						
373	31.756	2:42.582	251	1:04.275	2:35.158									
251	33.251	2:44.077												

BMCRC - MRO Championships 2024 - Rnd 6 @ Snetterton 300

MRO Minitwins & BMCRC Rookie Minitwins

RACE 2 - POSITION CHART

No	Name	Lap Pos	Lap				
			1	2	3	4	5
333	LINDEMANN	1	22	333	333	333	333
22	DOWDS	2	1	22	22	22	22
1	TWYFORD	3	333	1	1	1	1
33	COSTIN	4	19	19	19	19	19
21	FINNIS	5	33	21	33	33	33
19	LILLEY	6	21	33	66	27	27
66	DUCRAN	7	27	66	27	66	66
97	MANN	8	66	27	21	21	21
115	MAHER	9	3	3	97	3	115
27	BETTIS	10	97	115	3	97	3
3	ARBON	11	115	97	115	115	97
15	SVENSEN	12	15	293	293	293	293
111	BATE	13	293	15	15	15	15
89	BARAN	14	111	111	111	89	89
122	EGGINTON	15	89	89	89	111	111
293	SMITH	16	511	511	81	511	81
81	MAY	17	81	81	511	81	511
511	BARRETT	18	166	122	166	35	35
14	DAVIES	19	177	166	122	166	30
237	WOOD	20	122	14	14	122	166
166	KING	21	237	237	30	30	237
102	GUTHRIE	22	14	177	35	14	122
62	PRIESTLEY	23	30	30	237	237	177
30	LUFF	24	35	35	177	177	102
177	HOPKINS	25	127	127	102	102	14
127	CHAM	26	62	102	127	127	127
77	CRISP	27	77	77	40	70	70
158	BRENNAN	28	102	40	70	40	40
40	WILKINSON	29	40	70	75	75	75
107	GODBOLD	30	158	75	94	94	94
35	WALSH	31	94	94	158	23	23
75	SVENSEN	32	75	158	23	373	373
94	SIGGINS	33	70	23	373	251	
70	HALL	34	23	373	251		
373	EAGLING	35	373	251			
251	FERRIS	36	251				
23	COCKERTON	37					

BMCRC - MRO Championships 2024 - Rnd 6 @ Snetterton 300

MRO Minitwins & BMCRC Rookie Minitwins

RACE 2 - SECTOR ANALYSIS



SECTOR 1 = FL to I1, SECTOR 2 = I1 to FL, DIFF = Difference To Personal Best Lap, P = Crossed Finish Line in Pit Lane, D = Time Disallowed

P1 333		David LINDEMANN		Suzuki SV650 - Giraffe Decorators		
IDEAL LAP TIME : 2:03.092		BEST LAP TIME : 2:03.358		DIFFERENCE : 0.266		
LAP	SECTOR 1	SECTOR 2	LAP TIME	MPH	DIFF	TIME OF DAY
1 -		42.626	2:11.602	81.21	8.244	11:54:30.320
2 -	1:22.704	40.654	2:03.358 (1)	86.64		11:56:33.678
3 -	1:23.044	40.443	2:03.487 (2)	86.55	0.129	11:58:37.165
4 -	1:23.883	40.849	2:04.732	85.68	1.374	12:00:41.897
5 -	1:22.649	40.955	2:03.604 (3)	86.47	0.246	12:02:45.501

P2 22		Darren DOWDS		Suzuki SV 650 - sublime dsg Ltd		
IDEAL LAP TIME : 2:03.722		BEST LAP TIME : 2:03.799		DIFFERENCE : 0.077		
LAP	SECTOR 1	SECTOR 2	LAP TIME	MPH	DIFF	TIME OF DAY
1 -		41.839	2:10.826	81.69	7.027	11:54:29.544
2 -	1:23.579	41.099	2:04.678	85.72	0.879	11:56:34.222
3 -	1:23.271	40.839	2:04.110 (3)	86.11	0.311	11:58:38.332
4 -	1:22.883	40.916	2:03.799 (1)	86.33		12:00:42.131
5 -	1:22.942	41.123	2:04.065 (2)	86.14	0.266	12:02:46.196

P3 1		David TWYFORD		Suzuki SV650 - IMP Racing, MHP, Chris Cowan		
IDEAL LAP TIME : 2:05.815		BEST LAP TIME : 2:06.018		DIFFERENCE : 0.203		
LAP	SECTOR 1	SECTOR 2	LAP TIME	MPH	DIFF	TIME OF DAY
1 -		41.427	2:11.024	81.57	5.006	11:54:29.742
2 -	1:24.388	41.630	2:06.018 (1)	84.81		11:56:35.760
3 -	1:24.574	41.943	2:06.517 (3)	84.47	0.499	11:58:42.277
4 -	1:24.662	41.713	2:06.375 (2)	84.57	0.357	12:00:48.652
5 -	1:25.509	42.971	2:08.480	83.18	2.462	12:02:57.132

P4 19		Kevin LILLEY		Suzuki SV650 - Trafalgar Cleaning Eqpt. / Steve Jordan Motorcy		
IDEAL LAP TIME : 2:07.673		BEST LAP TIME : 2:07.981		DIFFERENCE : 0.308		
LAP	SECTOR 1	SECTOR 2	LAP TIME	MPH	DIFF	TIME OF DAY
1 -		42.125	2:13.769	79.89	5.788	11:54:32.487
2 -	1:25.548	42.433	2:07.981 (1)	83.51		11:56:40.468
3 -	1:26.503	42.509	2:09.012	82.84	1.031	11:58:49.480
4 -	1:26.039	42.713	2:08.752 (3)	83.01	0.771	12:00:58.232
5 -	1:25.924	42.315	2:08.239 (2)	83.34	0.258	12:03:06.471

P5 33		Steve COSTIN		Suzuki SV650 - Sublime Designs / ATP Motorsport ATP Motorsp		
IDEAL LAP TIME : 2:07.864		BEST LAP TIME : 2:08.044		DIFFERENCE : 0.180		
LAP	SECTOR 1	SECTOR 2	LAP TIME	MPH	DIFF	TIME OF DAY
1 -		42.607	2:14.232	79.62	6.188	11:54:32.950
2 -	1:25.488	42.556	2:08.044 (1)	83.47		11:56:40.994
3 -	1:26.247	42.376	2:08.623 (3)	83.09	0.579	11:58:49.617
4 -	1:25.888	42.765	2:08.653	83.07	0.609	12:00:58.270
5 -	1:25.851	42.500	2:08.351 (2)	83.27	0.307	12:03:06.621

P6 27		Jack BETTIS		Suzuki SV 650 - NB Toolmaking		
IDEAL LAP TIME : 2:07.729		BEST LAP TIME : 2:07.744		DIFFERENCE : 0.015		
LAP	SECTOR 1	SECTOR 2	LAP TIME	MPH	DIFF	TIME OF DAY
1 -		42.143	2:15.095	79.11	7.351	11:54:33.813
2 -	1:25.586	42.158	2:07.744 (1)	83.66		11:56:41.557
3 -	1:26.196	42.281	2:08.477 (3)	83.19	0.733	11:58:50.034
4 -	1:25.695	42.588	2:08.283 (2)	83.31	0.539	12:00:58.317
5 -	1:26.332	42.527	2:08.859	82.94	1.115	12:03:07.176

BMCRC - MRO Championships 2024 - Rnd 6 @ Snetterton 300

MRO Minitwins & BMCRC Rookie Minitwins

RACE 2 - SECTOR ANALYSIS



SECTOR 1 = FL to I1, SECTOR 2 = I1 to FL, DIFF = Difference To Personal Best Lap, P = Crossed Finish Line in Pit Lane, D = Time Disallowed

P7 66		Mitch DUCRAN		Suzuki SV650 - JP Haulage		
IDEAL LAP TIME : 2:07.040		BEST LAP TIME : 2:07.298		DIFFERENCE : 0.258		
LAP	SECTOR 1	SECTOR 2	LAP TIME	MPH	DIFF	TIME OF DAY
1 -		43.491	2:15.227	79.03	7.929	11:54:33.945
2 -	1:24.822	42.476	2:07.298 (1)	83.96		11:56:41.243
3 -	1:26.375	42.218	2:08.593 (2)	83.11	1.295	11:58:49.836
4 -	1:25.771	42.957	2:08.728	83.02	1.430	12:00:58.564
5 -	1:25.637	43.070	2:08.707 (3)	83.04	1.409	12:03:07.271

P8 21		Toby FINNIS		Suzuki SV650R - Crawfords/ Tey Farm Systems/ Harlow Ag		
IDEAL LAP TIME : 2:07.819		BEST LAP TIME : 2:07.819		DIFFERENCE : 0.000		
LAP	SECTOR 1	SECTOR 2	LAP TIME	MPH	DIFF	TIME OF DAY
1 -		42.654	2:14.248	79.61	6.429	11:54:32.966
2 -	1:25.433	42.386	2:07.819 (1)	83.61		11:56:40.785
3 -	1:26.999	43.163	2:10.162 (2)	82.11	2.343	11:58:50.947
4 -	1:27.455	42.840	2:10.295 (3)	82.02	2.476	12:01:01.242
5 -	1:28.020	43.694	2:11.714	81.14	3.895	12:03:12.956

P9 115		Brian MAHER		Suzuki SV650 - Spraytech /Espresso Solutions		
IDEAL LAP TIME : 2:08.857		BEST LAP TIME : 2:08.857		DIFFERENCE : 0.000		
LAP	SECTOR 1	SECTOR 2	LAP TIME	MPH	DIFF	TIME OF DAY
1 -		42.684	2:17.925	77.49	9.068	11:54:36.643
2 -	1:26.854	43.488	2:10.342 (3)	82.00	1.485	11:56:46.985
3 -	1:27.618	42.948	2:10.566	81.85	1.709	11:58:57.551
4 -	1:27.032	42.725	2:09.757 (2)	82.36	0.900	12:01:07.308
5 -	1:26.182	42.675	2:08.857 (1)	82.94		12:03:16.165

P10 3		Oliver ARBON		Suzuki SV650 - TT Plumbing & Heating		
IDEAL LAP TIME : 2:09.762		BEST LAP TIME : 2:09.852		DIFFERENCE : 0.090		
LAP	SECTOR 1	SECTOR 2	LAP TIME	MPH	DIFF	TIME OF DAY
1 -		43.207	2:16.972	78.03	7.120	11:54:35.690
2 -	1:27.450	43.168	2:10.618	81.82	0.766	11:56:46.308
3 -	1:27.044	43.266	2:10.310 (3)	82.02	0.458	11:58:56.618
4 -	1:26.940	42.912	2:09.852 (1)	82.30		12:01:06.470
5 -	1:26.850	43.385	2:10.235 (2)	82.06	0.383	12:03:16.705

P11 97		Alex MANN		Suzuki SV650 - Michael Jones Jeweller, Esprit Group, Eastgate		
IDEAL LAP TIME : 2:09.466		BEST LAP TIME : 2:09.539		DIFFERENCE : 0.073		
LAP	SECTOR 1	SECTOR 2	LAP TIME	MPH	DIFF	TIME OF DAY
1 -		43.331	2:17.291	77.84	7.752	11:54:36.009
2 -	1:27.480	43.536	2:11.016	81.57	1.477	11:56:47.025
3 -	1:26.724	42.815	2:09.539 (1)	82.50		11:58:56.564
4 -	1:27.187	43.144	2:10.331 (3)	82.00	0.792	12:01:06.895
5 -	1:26.651	43.421	2:10.072 (2)	82.17	0.533	12:03:16.967

P12 293		Leigh SMITH		Suzuki SV650 - Smiths Mechanical Support Ltd, Lamonde Autor		
IDEAL LAP TIME : 2:11.418		BEST LAP TIME : 2:11.599		DIFFERENCE : 0.181		
LAP	SECTOR 1	SECTOR 2	LAP TIME	MPH	DIFF	TIME OF DAY
1 -		44.336	2:19.822	76.44	8.223	11:54:38.540
2 -	1:28.210	43.703	2:11.913 (2)	81.02	0.314	11:56:50.453
3 -	1:28.477	43.747	2:12.224 (3)	80.83	0.625	11:59:02.677
4 -	1:28.525	44.155	2:12.680	80.55	1.081	12:01:15.357
5 -	1:28.391	43.208	2:11.599 (1)	81.21		12:03:26.956

BMCRC - MRO Championships 2024 - Rnd 6 @ Snetterton 300

MRO Minitwins & BMCRC Rookie Minitwins

RACE 2 - SECTOR ANALYSIS



SECTOR 1 = FL to I1, SECTOR 2 = I1 to FL, DIFF = Difference To Personal Best Lap, P = Crossed Finish Line in Pit Lane, D = Time Disallowed

P13 15		James SVENSEN		Suzuki SV650S -		
IDEAL LAP TIME : 2:11.769		BEST LAP TIME : 2:11.769		DIFFERENCE : 0.000		
LAP	SECTOR 1	SECTOR 2	LAP TIME	MPH	DIFF	TIME OF DAY
1 -		43.715	2:19.041	76.86	7.272	11:54:37.759
2 -	1:29.100	44.011	2:13.111	80.29	1.342	11:56:50.870
3 -	1:28.706	43.548	2:12.254 (2)	80.81	0.485	11:59:03.124
4 -	1:28.622	43.649	2:12.271 (3)	80.80	0.502	12:01:15.395
5 -	1:28.372	43.397	2:11.769 (1)	81.11		12:03:27.164

P14 89		Sebastian BARAN		Suzuki SV650 -		
IDEAL LAP TIME : 2:11.330		BEST LAP TIME : 2:11.402		DIFFERENCE : 0.072		
LAP	SECTOR 1	SECTOR 2	LAP TIME	MPH	DIFF	TIME OF DAY
1 -		43.988	2:20.843	75.88	9.441	11:54:39.561
2 -	1:28.847	44.421	2:13.268	80.19	1.866	11:56:52.829
3 -	1:28.390	44.160	2:12.550 (3)	80.63	1.148	11:59:05.379
4 -	1:27.737	43.665	2:11.402 (1)	81.33		12:01:16.781
5 -	1:28.181	43.593	2:11.774 (2)	81.10	0.372	12:03:28.555

P15 111		Freddie BATE		Suzuki SV650 - hartjay		
IDEAL LAP TIME : 2:11.855		BEST LAP TIME : 2:11.892		DIFFERENCE : 0.037		
LAP	SECTOR 1	SECTOR 2	LAP TIME	MPH	DIFF	TIME OF DAY
1 -		43.610	2:19.991	76.34	8.099	11:54:38.709
2 -	1:28.811	44.685	2:13.496	80.06	1.604	11:56:52.205
3 -	1:28.586	43.737	2:12.323 (2)	80.77	0.431	11:59:04.528
4 -	1:28.829	44.051	2:12.880 (3)	80.43	0.988	12:01:17.408
5 -	1:28.245	43.647	2:11.892 (1)	81.03		12:03:29.300

P16 81		Malvern MAY		Suzuki SV650 - IMP racing		
IDEAL LAP TIME : 2:11.530		BEST LAP TIME : 2:11.530		DIFFERENCE : 0.000		
LAP	SECTOR 1	SECTOR 2	LAP TIME	MPH	DIFF	TIME OF DAY
1 -		44.182	2:21.812	75.36	10.282	11:54:40.530
2 -	1:28.549	44.301	2:12.850 (3)	80.45	1.320	11:56:53.380
3 -	1:29.105	43.613	2:12.718 (2)	80.53	1.188	11:59:06.098
4 -	1:29.139	43.882	2:13.021	80.34	1.491	12:01:19.119
5 -	1:28.051	43.479	2:11.530 (1)	81.25		12:03:30.649

P17 511 RMT		William BARRETT		Suzuki SV650 -		
IDEAL LAP TIME : 2:11.768		BEST LAP TIME : 2:12.259		DIFFERENCE : 0.491		
LAP	SECTOR 1	SECTOR 2	LAP TIME	MPH	DIFF	TIME OF DAY
1 -		44.068	2:21.205	75.69	8.946	11:54:39.923
2 -	1:28.763	44.229	2:12.992 (3)	80.36	0.733	11:56:52.915
3 -	1:28.428	45.134	2:13.562	80.02	1.303	11:59:06.477
4 -	1:28.499	43.760	2:12.259 (1)	80.81		12:01:18.736
5 -	1:28.008	44.559	2:12.567 (2)	80.62	0.308	12:03:31.303

P18 35		Tyler WALSH		Suzuki SV650 - KDR Powerlines		
IDEAL LAP TIME : 2:10.195		BEST LAP TIME : 2:10.348		DIFFERENCE : 0.153		
LAP	SECTOR 1	SECTOR 2	LAP TIME	MPH	DIFF	TIME OF DAY
1 -		44.935	2:25.942	73.23	15.594	11:54:44.660
2 -	1:29.244	44.843	2:14.087	79.71	3.739	11:56:58.747
3 -	1:28.672	44.466	2:13.138 (3)	80.27	2.790	11:59:11.885
4 -	1:28.002	43.193	2:11.195 (2)	81.46	0.847	12:01:23.080
5 -	1:27.002	43.346	2:10.348 (1)	81.99		12:03:33.428

BMCRC - MRO Championships 2024 - Rnd 6 @ Snetterton 300

MRO Minitwins & BMCRC Rookie Minitwins

RACE 2 - SECTOR ANALYSIS



SECTOR 1 = FL to I1, SECTOR 2 = I1 to FL, DIFF = Difference To Personal Best Lap, P = Crossed Finish Line in Pit Lane, D = Time Disallowed

P19 30 RMT David LUFF		Suzuki SV 650 - ATP & Sarah O'Neill				
IDEAL LAP TIME : 2:10.823		BEST LAP TIME : 2:10.823		DIFFERENCE : 0.000		
LAP	SECTOR 1	SECTOR 2	LAP TIME	MPH	DIFF	TIME OF DAY
1 -		46.281	2:25.521	73.44	14.698	11:54:44.239
2 -	1:29.233	45.080	2:14.313	79.57	3.490	11:56:58.552
3 -	1:28.634	44.646	2:13.280 (3)	80.19	2.457	11:59:11.832
4 -	1:28.645	44.228	2:12.873 (2)	80.43	2.050	12:01:24.705
5 -	1:26.807	44.016	2:10.823 (1)	81.69		12:03:35.528

P20 166 RMT Ben KING		Suzuki SV650 -				
IDEAL LAP TIME : 2:11.839		BEST LAP TIME : 2:11.839		DIFFERENCE : 0.000		
LAP	SECTOR 1	SECTOR 2	LAP TIME	MPH	DIFF	TIME OF DAY
1 -		45.032	2:23.760	74.34	11.921	11:54:42.478
2 -	1:29.782	44.723	2:14.505	79.46	2.666	11:56:56.983
3 -	1:29.858	44.572	2:14.430 (3)	79.50	2.591	11:59:11.413
4 -	1:28.864	43.796	2:12.660 (2)	80.56	0.821	12:01:24.073
5 -	1:28.104	43.735	2:11.839 (1)	81.06		12:03:35.912

P21 237 RMT Tim WOOD		Suzuki SV650S - Hel Performance				
IDEAL LAP TIME : 2:12.720		BEST LAP TIME : 2:12.916		DIFFERENCE : 0.196		
LAP	SECTOR 1	SECTOR 2	LAP TIME	MPH	DIFF	TIME OF DAY
1 -		45.622	2:24.861	73.78	11.945	11:54:43.579
2 -	1:29.774	44.364	2:14.138 (3)	79.67	1.222	11:56:57.717
3 -	1:30.170	44.466	2:14.636	79.38	1.720	11:59:12.353
4 -	1:29.112	44.145	2:13.257 (2)	80.20	0.341	12:01:25.610
5 -	1:28.575	44.341	2:12.916 (1)	80.41		12:03:38.526

P22 122 RMT James EGGINTON		Suzuki SV650 - Advance Computer Services - www.ACS.co.uk				
IDEAL LAP TIME : 2:12.943		BEST LAP TIME : 2:12.943		DIFFERENCE : 0.000		
LAP	SECTOR 1	SECTOR 2	LAP TIME	MPH	DIFF	TIME OF DAY
1 -		45.429	2:24.466	73.98	11.523	11:54:43.184
2 -	1:29.015	44.582	2:13.597 (2)	80.00	0.654	11:56:56.781
3 -	1:29.859	44.994	2:14.853	79.25	1.910	11:59:11.634
4 -	1:28.820	44.123	2:12.943 (1)	80.39		12:01:24.577
5 -	1:29.581	44.378	2:13.959 (3)	79.78	1.016	12:03:38.536

P23 177 RMT Michael HOPKINS		Suzuki SV650 SK1 - MYSELF				
IDEAL LAP TIME : 2:13.091		BEST LAP TIME : 2:13.114		DIFFERENCE : 0.023		
LAP	SECTOR 1	SECTOR 2	LAP TIME	MPH	DIFF	TIME OF DAY
1 -		44.960	2:23.944	74.25	10.830	11:54:42.662
2 -	1:30.415	45.357	2:15.772	78.72	2.658	11:56:58.434
3 -	1:29.934	44.263	2:14.197 (3)	79.64	1.083	11:59:12.631
4 -	1:29.236	43.878	2:13.114 (1)	80.29		12:01:25.745
5 -	1:29.652	43.855	2:13.507 (2)	80.05	0.393	12:03:39.252

P24 102 Nick GUTHRIE		Suzuki SV650 - Supreme installations				
IDEAL LAP TIME : 2:12.115		BEST LAP TIME : 2:12.247		DIFFERENCE : 0.132		
LAP	SECTOR 1	SECTOR 2	LAP TIME	MPH	DIFF	TIME OF DAY
1 -		45.190	2:27.046	72.68	14.799	11:54:45.764
2 -	1:30.736	44.712	2:15.448	78.90	3.201	11:57:01.212
3 -	1:29.374	43.822	2:13.196 (3)	80.24	0.949	11:59:14.408
4 -	1:28.826	43.421	2:12.247 (1)	80.81		12:01:26.655
5 -	1:28.694	43.988	2:12.682 (2)	80.55	0.435	12:03:39.337

BMCRC - MRO Championships 2024 - Rnd 6 @ Snetterton 300

MRO Minitwins & BMCRC Rookie Minitwins

RACE 2 - SECTOR ANALYSIS



SECTOR 1 = FL to I1, SECTOR 2 = I1 to FL, DIFF = Difference To Personal Best Lap, P = Crossed Finish Line in Pit Lane, D = Time Disallowed

P25 14 RMT		George DAVIES		Suzuki SV650 - little T's Childcare , Alfie Weeks		
IDEAL LAP TIME : 2:13.557		BEST LAP TIME : 2:13.557		DIFFERENCE : 0.000		
LAP	SECTOR 1	SECTOR 2	LAP TIME	MPH	DIFF	TIME OF DAY
1 -		46.150	2:25.161	73.62	11.604	11:54:43.879
2 -	1:29.232	44.325	2:13.557 (1)	80.02		11:56:57.436
3 -	1:29.578	44.735	2:14.313 (3)	79.57	0.756	11:59:11.749
4 -	1:29.324	44.414	2:13.738 (2)	79.91	0.181	12:01:25.487
5 -	1:31.182	44.530	2:15.712	78.75	2.155	12:03:41.199

P26 127		Matthew CHAM		Ducati MONSTER 796 -		
IDEAL LAP TIME : 2:15.259		BEST LAP TIME : 2:15.259		DIFFERENCE : 0.000		
LAP	SECTOR 1	SECTOR 2	LAP TIME	MPH	DIFF	TIME OF DAY
1 -		46.211	2:25.961	73.22	10.702	11:54:44.679
2 -	1:30.273	44.986	2:15.259 (1)	79.01		11:56:59.938
3 -	1:30.677	44.993	2:15.670 (2)	78.77	0.411	11:59:15.608
4 -	1:30.765	45.196	2:15.961 (3)	78.61	0.702	12:01:31.569
5 -	1:31.274	45.445	2:16.719	78.17	1.460	12:03:48.288

P27 70		Colin HALL		Suzuki SV650 - safety counts ltd		
IDEAL LAP TIME : 2:14.957		BEST LAP TIME : 2:15.665		DIFFERENCE : 0.708		
LAP	SECTOR 1	SECTOR 2	LAP TIME	MPH	DIFF	TIME OF DAY
1 -		46.774	2:30.886	70.83	15.221	11:54:49.604
2 -	1:32.275	45.254	2:17.529 (3)	77.71	1.864	11:57:07.133
3 -	1:30.612	45.385	2:15.997 (2)	78.59	0.332	11:59:23.130
4 -	1:29.703	45.962	2:15.665 (1)	78.78		12:01:38.795
5 -	1:30.865	47.649	2:18.514	77.16	2.849	12:03:57.309

P28 40		Simon WILKINSON		Suzuki SV650 -		
IDEAL LAP TIME : 2:16.781		BEST LAP TIME : 2:17.109		DIFFERENCE : 0.328		
LAP	SECTOR 1	SECTOR 2	LAP TIME	MPH	DIFF	TIME OF DAY
1 -		45.795	2:28.775	71.84	11.666	11:54:47.493
2 -	1:31.373	45.736	2:17.109 (1)	77.95		11:57:04.602
3 -	1:31.780	45.508	2:17.288 (3)	77.85	0.179	11:59:21.890
4 -	1:31.504	45.686	2:17.190 (2)	77.90	0.081	12:01:39.080
5 -	1:31.273	46.969	2:18.242	77.31	1.133	12:03:57.322

P29 75 RMT		Tom SVENSEN		Suzuki SV650 - Team TSR - HCL Car sales		
IDEAL LAP TIME : 2:16.066		BEST LAP TIME : 2:16.066		DIFFERENCE : 0.000		
LAP	SECTOR 1	SECTOR 2	LAP TIME	MPH	DIFF	TIME OF DAY
1 -		46.365	2:30.200	71.15	14.134	11:54:48.918
2 -	1:33.084	46.939	2:20.023	76.33	3.957	11:57:08.941
3 -	1:31.344	45.535	2:16.879 (3)	78.08	0.813	11:59:25.820
4 -	1:30.856	45.210	2:16.066 (1)	78.55		12:01:41.886
5 -	1:31.038	45.592	2:16.630 (2)	78.22	0.564	12:03:58.516

P30 94 RMT		Martin SIGGINS		Suzuki SV650 - Siggins Property Services		
IDEAL LAP TIME : 2:18.658		BEST LAP TIME : 2:18.790		DIFFERENCE : 0.132		
LAP	SECTOR 1	SECTOR 2	LAP TIME	MPH	DIFF	TIME OF DAY
1 -		46.392	2:29.985	71.26	11.195	11:54:48.703
2 -	1:33.352	47.024	2:20.376	76.13	1.586	11:57:09.079
3 -	1:33.435	46.338	2:19.773 (3)	76.46	0.983	11:59:28.852
4 -	1:33.161	45.943	2:19.104 (2)	76.83	0.314	12:01:47.956
5 -	1:33.293	45.497	2:18.790 (1)	77.00		12:04:06.746

BMCRC - MRO Championships 2024 - Rnd 6 @ Snetterton 300

MRO Minitwins & BMCRC Rookie Minitwins

RACE 2 - SECTOR ANALYSIS



SECTOR 1 = FL to I1, SECTOR 2 = I1 to FL, DIFF = Difference To Personal Best Lap, P = Crossed Finish Line in Pit Lane, D = Time Disallowed

LAP	SECTOR 1	SECTOR 2	LAP TIME	MPH	DIFF	TIME OF DAY
P31 23 RMT Simon COCKERTON Suzuki SV650 - Aztek Services Ltd						
IDEAL LAP TIME : 2:16.707		BEST LAP TIME : 2:16.707		DIFFERENCE : 0.000		
1 -		49.804	2:40.425	66.62	23.718	11:54:59.143
2 -	1:38.290	46.883	2:25.173	73.62	8.466	11:57:24.316
3 -	1:33.435	45.309	2:18.744 (3)	77.03	2.037	11:59:43.060
4 -	1:31.406	45.301	2:16.707 (1)	78.18		12:01:59.767
5 -	1:31.957	45.476	2:17.433 (2)	77.76	0.726	12:04:17.200
P32 373 RMT Charley EAGLING Suzuki SV650 -						
IDEAL LAP TIME : 2:31.877		BEST LAP TIME : 2:31.973		DIFFERENCE : 0.096		
1 -		50.675	2:42.582	65.73	10.609	11:55:01.300
2 -	1:42.630	51.214	2:33.844	69.47	1.871	11:57:35.144
3 -	1:42.329	51.052	2:33.381 (3)	69.68	1.408	12:00:08.525
4 -	1:41.202	50.771	2:31.973 (1)	70.32		12:02:40.498
5 -	1:42.132	51.179	2:33.311 (2)	69.71	1.338	12:05:13.809
P33 251 RMT Craig FERRIS Suzuki SV650 - IMP Racing						
IDEAL LAP TIME : 2:34.070		BEST LAP TIME : 2:35.158		DIFFERENCE : 1.088		
1 -		51.073	2:44.077	65.14	8.919	11:55:02.795
2 -	1:42.997	52.161	2:35.158 (1)	68.88		11:57:37.953
3 -	1:44.007	52.563	2:36.570 (2)	68.26	1.412	12:00:14.523
4 -	1:44.020	52.559	2:36.579 (3)	68.25	1.421	12:02:51.102
P34 158 Danny BRENNAN Suzuki SV650 -						
IDEAL LAP TIME : 2:20.477		BEST LAP TIME : 2:21.188		DIFFERENCE : 0.711		
1 -		46.427	2:29.727	71.38	8.539	11:54:48.445
2 -	1:35.625	47.658	2:23.283 (2)	74.59	2.095	11:57:11.728
3 -	1:34.050	47.138	2:21.188 (1)	75.70		11:59:32.916
P35 77 RMT Joshua CRISP Suzuki SV650 - JMC GUITARWORKS						
IDEAL LAP TIME : 2:15.922		BEST LAP TIME : 2:15.922		DIFFERENCE : 0.000		
1 -		45.251	2:26.689	72.86	10.767	11:54:45.407
2 -	1:31.139	44.783	2:15.922 (1)	78.63		11:57:01.329
P36 62 RMT Max PRIESTLEY Suzuki SV650 - Mum and Dad						
IDEAL LAP TIME :		BEST LAP TIME :		DIFFERENCE :		
1 -		45.205	2:26.594	72.90		11:54:45.312

BMCRC - MRO Championships 2024 - Rnd 6 @ Snetterton 300

MRO Minitwins & BMCRC Rookie Minitwins

RACE 2 - BEST SECTORS

SECTOR 1				SECTOR 2				IDEAL / BEST COMPARISON				
POS	NO	NAME	TIME	NO	NAME	TIME	POS	NO	NAME	IDEAL	BEST	DIFF
									PERFECT LAP	2:03.092		
1	333	LINDEMANN	1:22.649	333	LINDEMANN	40.443	1	333	LINDEMANN	2:03.092	2:03.358	0.266
2	22	DOWDS	1:22.883	22	DOWDS	40.839	2	22	DOWDS	2:03.722	2:03.799	0.077
3	1	TWYFORD	1:24.388	1	TWYFORD	41.427	3	1	TWYFORD	2:05.815	2:06.018	0.203
4	66	DUCRAN	1:24.822	19	LILLEY	42.125	4	66	DUCRAN	2:07.040	2:07.298	0.258
5	21	FINNIS	1:25.433	27	BETTIS	42.143	5	19	LILLEY	2:07.673	2:07.981	0.308
6	33	COSTIN	1:25.488	66	DUCRAN	42.218	6	27	BETTIS	2:07.729	2:07.744	0.015
7	19	LILLEY	1:25.548	33	COSTIN	42.376	7	21	FINNIS	2:07.819	2:07.819	0.000
8	27	BETTIS	1:25.586	21	FINNIS	42.386	8	33	COSTIN	2:07.864	2:08.044	0.180
9	115	MAHER	1:26.182	115	MAHER	42.675	9	115	MAHER	2:08.857	2:08.857	0.000
10	97	MANN	1:26.651	97	MANN	42.815	10	97	MANN	2:09.466	2:09.539	0.073
11	30	LUFF	1:26.807	3	ARBON	42.912	11	3	ARBON	2:09.762	2:09.852	0.090
12	3	ARBON	1:26.850	35	WALSH	43.193	12	35	WALSH	2:10.195	2:10.348	0.153
13	35	WALSH	1:27.002	293	SMITH	43.208	13	30	LUFF	2:10.823	2:10.823	0.000
14	89	BARAN	1:27.737	15	SVENSEN	43.397	14	89	BARAN	2:11.330	2:11.402	0.072
15	511	BARRETT	1:28.008	102	GUTHRIE	43.421	15	293	SMITH	2:11.418	2:11.599	0.181
16	81	MAY	1:28.051	81	MAY	43.479	16	81	MAY	2:11.530	2:11.530	0.000
17	166	KING	1:28.104	89	BARAN	43.593	17	511	BARRETT	2:11.768	2:12.259	0.491
18	293	SMITH	1:28.210	111	BATE	43.610	18	15	SVENSEN	2:11.769	2:11.769	0.000
19	111	BATE	1:28.245	166	KING	43.735	19	166	KING	2:11.839	2:11.839	0.000
20	15	SVENSEN	1:28.372	511	BARRETT	43.760	20	111	BATE	2:11.855	2:11.892	0.037
21	237	WOOD	1:28.575	177	HOPKINS	43.855	21	102	GUTHRIE	2:12.115	2:12.247	0.132
22	102	GUTHRIE	1:28.694	30	LUFF	44.016	22	237	WOOD	2:12.720	2:12.916	0.196
23	122	EGGINTON	1:28.820	122	EGGINTON	44.123	23	122	EGGINTON	2:12.943	2:12.943	0.000
24	14	DAVIES	1:29.232	237	WOOD	44.145	24	177	HOPKINS	2:13.091	2:13.114	0.023
25	177	HOPKINS	1:29.236	14	DAVIES	44.325	25	14	DAVIES	2:13.557	2:13.557	0.000
26	70	HALL	1:29.703	77	CRISP	44.783	26	70	HALL	2:14.957	2:15.665	0.708
27	127	CHAM	1:30.273	127	CHAM	44.986	27	127	CHAM	2:15.259	2:15.259	0.000
28	75	SVENSEN	1:30.856	62	PRIESTLEY	45.205	28	77	CRISP	2:15.922	2:15.922	0.000
29	77	CRISP	1:31.139	75	SVENSEN	45.210	29	75	SVENSEN	2:16.066	2:16.066	0.000
30	40	WILKINSON	1:31.273	70	HALL	45.254	30	23	COCKERTON	2:16.707	2:16.707	0.000
31	23	COCKERTON	1:31.406	23	COCKERTON	45.301	31	40	WILKINSON	2:16.781	2:17.109	0.328
32	94	SIGGINS	1:33.161	94	SIGGINS	45.497	32	94	SIGGINS	2:18.658	2:18.790	0.132
33	158	BRENNAN	1:34.050	40	WILKINSON	45.508	33	158	BRENNAN	2:20.477	2:21.188	0.711
34	373	EAGLING	1:41.202	158	BRENNAN	46.427	34	373	EAGLING	2:31.877	2:31.973	0.096
35	251	FERRIS	1:42.997	373	EAGLING	50.675	35	251	FERRIS	2:34.070	2:35.158	1.088
36				251	FERRIS	51.073	36	62	PRIESTLEY			
37												

BMCRC - MRO Championships 2024 - Rnd 6 @ Snetterton 300

MRO Minitwins & BMCRC Rookie Minitwins

RACE 2 - STATISTICS

Competitors Started 37
Planned Start 2024-08-31 @ 11:25:00.000
Actual Start 2024-08-31 @ 11:52:18.717
Finish Time 2024-08-31 @ 12:02:45.500
Track Length 2.9689mi.
Total Laps 170
Total Distance Covered 504.7149mi.

Session Fastest Lap History

NO	CL	NAME	LAP TIME	TIME OF DAY	LAP	VEHICLE
333		David LINDEMANN	2:03.358	11:56:33.698	2	Suzuki SV650

Session Leader History

NO	CL	NAME	FROM LAP	LAPS LED	DISTANCE	VEHICLE
22		Darren DOWDS	1	1	2.96 miles	Suzuki SV 650
333		David LINDEMANN	2	4	11.87 miles	Suzuki SV650

Flag History

TYPE	TIME OF DAY
GREEN	11:52:18.717
FINISH	12:02:45.500

Flag Statistics

TYPE	COUNT	TOTAL LAPS	TOTAL TIME
Green	1	5	13:00.065
Red	0	0	0.000
Safety Car	0	0	0.000
FCY	0	0	0.000

BMCRC - MRO Championships 2024 - Rnd 6 @ Snetterton 300

MRO Minitwins & BMCRC Rookie Minitwins

RACE 2 - STATISTICS

CLASS :

22 Starters

Fastest Lap History

NO	NAME	LAP TIME	TIME OF DAY	LAP	VEHICLE
333	David LINDEMANN	2:03.358	11:56:33.698	2	Suzuki SV650

Leader History

NO	NAME	FROM LAP	LAPS LED	DISTANCE	VEHICLE
22	Darren DOWDS	1	1	2.96 miles	Suzuki SV 650
333	David LINDEMANN	2	4	11.87 miles	Suzuki SV650

BMCRC - MRO Championships 2024 - Rnd 6 @ Snetterton 300

MRO Minitwins & BMCRC Rookie Minitwins

RACE 2 - STATISTICS

CLASS : RMT

15 Starters

Fastest Lap History

NO	NAME	LAP TIME	TIME OF DAY	LAP	VEHICLE
511	William BARRETT	2:12.992	11:56:52.936	2	Suzuki SV650
511	William BARRETT	2:12.259	12:01:18.758	4	Suzuki SV650
30	David LUFF	2:10.823	12:03:35.539	5	Suzuki SV 650

Leader History

NO	NAME	FROM LAP	LAPS LED	DISTANCE	VEHICLE
511	William BARRETT	1	5	14.84 miles	Suzuki SV650


BMCRC - MRO Championships 2024 - Rnd 6 @ Snetterton 300

MRO Minitwins & BMCRC Rookie Minitwins

RACE 10 - GRID (5 Laps)

ROW 14	41	700	Alex BUCHANAN	40	444	Brian HARRISON			
ROW 13	39	64	Phil ELLIS	38	8	Stuart ALBON	37	107	Andrew GODBOLD
ROW 12	36	251	Craig FERRIS	35	373	Charley EAGLING	34	158	Danny BRENNAN
ROW 11	33	94	Martin SIGGINS	32	40	Simon WILKINSON	31	23	Simon COCKERTON
ROW 10	30	75	Tom SVENSEN	29	62	Max PRIESTLEY	28	77	Joshua CRISP
ROW 9	27	70	Colin HALL	26	127	Matthew CHAM	25	14	George DAVIES
ROW 8	24	177	Michael HOPKINS	23	122	James EGGINTON	22	237	Tim WOOD
ROW 7	21	511	William BARRETT	20	102	Nick GUTHRIE	19	111	Freddie BATE
ROW 6	18	166	Ben KING	17	15	James SVENSEN	16	293	Leigh SMITH
ROW 5	15	81	Malvern MAY	14	89	Sebastian BARAN	13	30	David LUFF
ROW 4	12	35	Tyler WALSH	11	3	Oliver ARBON	10	97	Alex MANN
ROW 3	9	115	Brian MAHER	8	33	Steve COSTIN	7	19	Kevin LILLEY
ROW 2	6	21	Toby FINNIS	5	27	Jack BETTIS	4	66	Mitch DUCRAN
ROW 1	3	1	David TWYFORD	2	22	Darren DOWDS	1	333	David LINDEMANN

Pole



These results are provisional until the conclusion of any judicial and technical matters.

Snetterton 300: 2.9689 miles

Clerk Of Course:	Stewards:	Timekeeper:	<i>Craig Smith</i>	
------------------	-----------	-------------	--------------------	---

Results can be found at www.tsl-timing.com

Printed - 12:09 Saturday, 31 August 2024



BMCRC - MRO Championships 2024 - Rnd 6 @ Snetterton 300

MRO Minitwins & BMCRC Rookie Minitwins

RACE 10 - CLASSIFICATION

Race Distance: 5 Laps / 14.84 miles



POS	NO	CL	PIC	NAME	ENTRY	LAPS	TIME	GAP	DIFF	MPH	BEST	ON	GRD	↑↓
1	333		1	David LINDEMANN	Suzuki SV650 - Giraffe Decorators	5	10:26.651			85.27	2:03.521	4	1	0
2	22		2	Darren DOWDS	Suzuki SV 650 - sublime dsg Ltd	5	10:30.192	3.541	3.541	84.80	2:04.254	4	2	0
3	1		3	David TWYFORD	Suzuki SV650 - IMP Racing, MHP, Chris Cowan	5	10:37.686	11.035	7.494	83.80	2:05.271	3	3	0
4	66		4	Mitch DUCRAN	Suzuki SV650 - JP Haulage	5	10:40.497	13.846	2.811	83.43	2:06.549	5	4	0
5	21		5	Toby FINNIS	Suzuki SV650R - Crawford/ Tey Farm Systems/ Harlow Ag	5	10:42.341	15.690	1.844	83.19	2:06.564	4	6	1
6	19		6	Kevin LILLEY	Suzuki SV650 - Trafalgar Cleaning Eqpt. / Steve Jordan Motc	5	10:47.083	20.432	4.742	82.58	2:07.681	2	7	1
7	33		7	Steve COSTIN	Suzuki SV650 - Sublime Designs / ATP Motorsport ATP Motc	5	10:47.832	21.181	0.749	82.49	2:07.103	3	8	1
8	27		8	Jack BETTIS	Suzuki SV 650 - NB Toolmaking	5	10:49.420	22.769	1.588	82.28	2:08.538	2	5	-3
9	115		9	Brian MAHER	Suzuki SV650 - Spraytech /Espresso Solutions	5	10:59.052	32.401	9.632	81.08	2:09.452	4	9	0
10	97		10	Alex MANN	Suzuki SV650 - Michael Jones Jeweller, Esprit Group, Eastgr	5	10:59.122	32.471	0.070	81.07	2:09.578	5	10	0
11	3		11	Oliver ARBON	Suzuki SV650 - TT Plumbing & Heating	5	11:02.031	35.380	2.909	80.72	2:10.855	4	11	0
12	89		12	Sebastian BARAN	Suzuki SV650 -	5	11:07.809	41.158	5.778	80.02	2:11.345	5	14	2
13	35		13	Tyler WALSH	Suzuki SV650 - KDR Powerlines	5	11:08.009	41.358	0.200	79.99	2:11.606	4	12	-1
14	81		14	Malvern MAY	Suzuki SV650 - IMP racing	5	11:14.530	47.879	6.521	79.22	2:12.878	4	15	1
15	30	RMT	1	David LUFF	Suzuki SV 650 - ATP & Sarah O'Neill	5	11:14.813	48.162	0.283	79.19	2:12.809	5	13	-2
16	293		15	Leigh SMITH	Suzuki SV650 - Smiths Mechanical Support Ltd, Lamonde Au	5	11:15.196	48.545	0.383	79.14	2:12.089	5	16	0
17	15		16	James SVENSEN	Suzuki SV650S -	5	11:15.860	49.209	0.664	79.07	2:12.526	4	17	0
18	111		17	Freddie BATE	Suzuki SV650 - hartjay	5	11:15.871	49.220	0.011	79.06	2:13.008	4	19	1
19	511	RMT	2	William BARRETT	Suzuki SV650 -	5	11:16.579	49.928	0.708	78.98	2:11.693	4	21	2
20	237	RMT	3	Tim WOOD	Suzuki SV650S - Hel Performance	5	11:21.903	55.252	5.324	78.36	2:13.391	3	22	2
21	166	RMT	4	Ben KING	Suzuki SV650 -	5	11:22.889	56.238	0.986	78.25	2:13.405	3	18	-3
22	14	RMT	5	George DAVIES	Suzuki SV650 - little T's Childcare , Alfie Weeks	5	11:23.598	56.947	0.709	78.17	2:13.488	4	25	3
23	177	RMT	6	Michael HOPKINS	Suzuki SV650 SK1 - MYSELF	5	11:28.003	1:01.352	4.405	77.67	2:14.327	5	24	1
24	70		18	Colin HALL	Suzuki SV650 - safety counts ltd	5	11:29.238	1:02.587	1.235	77.53	2:15.449	5	27	3
25	122	RMT	7	James EGGINTON	Suzuki SV650 - Advance Computer Services - www.ACS.co	5	11:29.437	1:02.786	0.199	77.51	2:15.043	5	23	-2
26	127		19	Matthew CHAM	Ducati MONSTER 796 -	5	11:32.463	1:05.812	3.026	77.17	2:15.991	4	26	0
27	40		20	Simon WILKINSON	Suzuki SV650 -	5	11:34.446	1:07.795	1.983	76.95	2:15.572	5	32	5
28	75	RMT	8	Tom SVENSEN	Suzuki SV650 - Team TSR - HCL Car sales	5	11:35.165	1:08.514	0.719	76.87	2:16.201	5	30	2
29	94	RMT	9	Martin SIGGINS	Suzuki SV650 - Siggins Property Services	5	11:35.200	1:08.549	0.035	76.87	2:15.751	5	33	4
30	77	RMT	10	Joshua CRISP	Suzuki SV650 - JMC GUITARWORKS	5	11:42.458	1:15.807	7.258	76.07	2:17.484	4	28	-2
31	158		21	Danny BRENNAN	Suzuki SV650 -	5	11:46.000	1:19.349	3.542	75.69	2:18.311	2	34	3
32	107	RMT	11	Andrew GODBOLD	Suzuki SV650 -	5	12:07.651	1:41.000	21.651	73.44	2:19.073	2	37	5
33	373	RMT	12	Charley EAGLING	Suzuki SV650 -	5	12:40.979	2:14.328	33.328	70.22	2:29.042	4	35	2
34	251	RMT	13	Craig FERRIS	Suzuki SV650 - IMP Racing	4	10:35.244	1 Lap	1 Lap	67.30	2:37.498	3	36	2

NOT CLASSIFIED

DNF	102			Nick GUTHRIE	Suzuki SV650 - Supreme installations	3	7:00.190	2 Laps	1 Lap	76.30	2:16.246	2	20	
DNF	23	RMT		Simon COCKERTON	Suzuki SV650 - Aztek Services Ltd	1	2:25.467	4 Laps	2 Laps	73.47			31	

FASTEST LAP

	333			David LINDEMANN	Suzuki SV650 - Giraffe Decorators	4	2:03.521			86.52 mph			139.25 kph	
	511	RMT		William BARRETT	Suzuki SV650 -	4	2:11.693			81.15 mph			130.61 kph	

Comments:

Class - 92.5% of Race Speed = 78.87 mph

Class RMT - 92.5% of Race Speed = 73.25 mph

Weather / Track : Cloudy / Dry

Date: 31/08/2024 Start: 15:28 Finish: 15:38

These results are provisional until the conclusion of any judicial and technical matters.

Snetterton 300: 2.9689 miles

Clerk Of Course:	Stewards:	Timekeeper:	<i>Craig Smith</i>	
------------------	-----------	-------------	--------------------	---

Results can be found at www.tsl-timing.com

Printed - 15:44 Saturday, 31 August 2024



BMCRC - MRO Championships 2024 - Rnd 6 @ Snetterton 300

MRO Minitwins & BMCRC Rookie Minitwins

RACE 10 - LAP CHART

LAP 1 @ 15:30:17.271			LAP 2 @ 15:32:21.878			LAP 3 @ 15:34:25.798			LAP 4 @ 15:36:29.319			LAP 5 @ 15:38:33.637		
NO	BEHIND	LAP TIME	NO	BEHIND	LAP TIME	NO	BEHIND	LAP TIME	NO	BEHIND	LAP TIME	NO	BEHIND	LAP TIME
22		2:10.285	333		2:04.471	333		2:03.920	333		2:03.521	333		2:04.318
333	0.136	2:10.421	22	0.796	2:05.403	22	1.564	2:04.688	22	2.297	2:04.254	22	3.541	2:05.562
1	0.207	2:10.492	1	1.056	2:05.456	1	2.407	2:05.271	1	5.661	2:06.775	251	1 Lap	2:37.866
66	1.703	2:11.988	66	4.861	2:07.765	66	8.159	2:07.218	66	11.615	2:06.977	1	11.035	2:09.692
21	2.435	2:12.720	21	5.792	2:07.964	21	9.001	2:07.129	21	12.044	2:06.564	66	13.846	2:06.549
33	2.534	2:12.819	19	7.017	2:07.681	33	10.259	2:07.103	19	16.133	2:08.520	21	15.690	2:07.964
27	3.599	2:13.884	33	7.076	2:09.149	19	11.134	2:08.037	33	16.174	2:09.436	19	20.432	2:08.617
19	3.943	2:14.228	27	7.530	2:08.538	27	12.392	2:08.782	27	18.146	2:09.275	33	21.181	2:09.325
3	6.659	2:16.944	3	13.343	2:11.291	3	20.834	2:11.411	115	27.056	2:09.452	27	22.769	2:08.941
115	6.977	2:17.262	97	13.715	2:10.018	97	21.045	2:11.250	97	27.211	2:09.687	115	32.401	2:09.663
97	8.304	2:18.589	115	13.851	2:11.481	115	21.125	2:11.194	3	28.168	2:10.855	97	32.471	2:09.578
89	8.683	2:18.968	89	16.704	2:12.628	89	25.381	2:12.597	35	33.790	2:11.606	3	35.380	2:11.530
30	10.521	2:20.806	35	17.949	2:11.827	35	25.705	2:11.676	89	34.131	2:12.271	89	41.158	2:11.345
15	10.621	2:20.906	30	19.915	2:14.001	30	29.644	2:13.649	81	39.197	2:12.878	35	41.358	2:11.886
35	10.729	2:21.014	81	20.152	2:13.405	81	29.840	2:13.608	30	39.671	2:13.548	81	47.879	2:13.000
81	11.354	2:21.639	111	20.697	2:13.448	111	30.496	2:13.719	111	39.983	2:13.008	30	48.162	2:12.809
111	11.856	2:22.141	15	21.159	2:15.145	293	30.936	2:12.406	15	40.498	2:12.526	293	48.545	2:12.089
70	13.458	2:23.743	293	22.450	2:13.307	15	31.493	2:14.254	293	40.774	2:13.359	15	49.209	2:13.029
293	13.750	2:24.035	511	24.830	2:14.890	511	32.879	2:11.969	511	41.051	2:11.693	111	49.220	2:13.555
237	14.204	2:24.489	166	25.720	2:15.595	166	35.205	2:13.405	237	45.461	2:13.472	511	49.928	2:13.195
511	14.547	2:24.832	237	26.039	2:16.442	237	35.510	2:13.391	166	45.635	2:13.951	237	55.252	2:14.109
166	14.732	2:25.017	70	26.790	2:17.939	14	37.368	2:14.106	14	47.335	2:13.488	166	56.238	2:14.921
127	14.821	2:25.106	14	27.182	2:14.697	70	38.772	2:15.902	177	51.343	2:15.115	14	56.947	2:13.930
23	15.182	2:25.467	177	27.311	2:16.016	122	39.726	2:15.723	70	51.456	2:16.205	177	1:01.352	2:14.327
177	15.902	2:26.187	102	27.918	2:16.246	177	39.749	2:16.358	122	52.061	2:15.856	70	1:02.587	2:15.449
102	16.279	2:26.564	122	27.923	2:15.832	127	41.082	2:16.768	127	53.552	2:15.991	122	1:02.786	2:15.043
122	16.698	2:26.983	127	28.234	2:18.020	102	41.378	2:17.379	40	56.541	2:16.653	127	1:05.812	2:16.578
14	17.092	2:27.377	40	30.617	2:17.153	40	43.409	2:16.712	75	56.631	2:16.676	40	1:07.795	2:15.572
40	18.071	2:28.356	94	30.937	2:16.921	75	43.476	2:16.404	94	57.116	2:16.649	75	1:08.514	2:16.201
94	18.623	2:28.908	75	30.992	2:16.776	94	43.988	2:16.971	77	1:02.572	2:17.484	94	1:08.549	2:15.751
75	18.823	2:29.108	158	33.137	2:18.311	158	48.162	2:18.945	158	1:03.706	2:19.065	77	1:15.807	2:17.553
158	19.433	2:29.718	77	34.494	2:18.274	77	48.609	2:18.035	107	1:05.581	2:19.123	158	1:19.349	2:19.961
107	20.191	2:30.476	107	34.657	2:19.073	107	49.979	2:19.242	373	1:48.125	2:29.042	107	1:41.000	2:39.737
77	20.827	2:31.112	373	56.453	2:31.940	373	1:22.604	2:30.071				373	2:14.328	2:30.521
373	29.120	2:39.405	251	1:04.988	2:38.066	251	1:38.566	2:37.498						
251	31.529	2:41.814												

BMCRC - MRO Championships 2024 - Rnd 6 @ Snetterton 300

MRO Minitwins & BMCRC Rookie Minitwins

RACE 10 - POSITION CHART

No	Name	Lap Pos	Lap				
			1	2	3	4	5
333	LINDEMANN	1	22	333	333	333	333
22	DOWDS	2	333	22	22	22	22
1	TWYFORD	3	1	1	1	1	1
66	DUCRAN	4	66	66	66	66	66
27	BETTIS	5	21	21	21	21	21
21	FINNIS	6	33	19	33	19	19
19	LILLEY	7	27	33	19	33	33
33	COSTIN	8	19	27	27	27	27
115	MAHER	9	3	3	3	115	115
97	MANN	10	115	97	97	97	97
3	ARBON	11	97	115	115	3	3
35	WALSH	12	89	89	89	35	89
30	LUFF	13	30	35	35	89	35
89	BARAN	14	15	30	30	81	81
81	MAY	15	35	81	81	30	30
293	SMITH	16	81	111	111	111	293
15	SVENSEN	17	111	15	293	15	15
166	KING	18	70	293	15	293	111
111	BATE	19	293	511	511	511	511
102	GUTHRIE	20	237	166	166	237	237
511	BARRETT	21	511	237	237	166	166
237	WOOD	22	166	70	14	14	14
122	EGGINTON	23	127	14	70	177	177
177	HOPKINS	24	23	177	122	70	70
14	DAVIES	25	177	102	177	122	122
127	CHAM	26	102	122	127	127	127
70	HALL	27	122	127	102	40	40
77	CRISP	28	14	40	40	75	75
75	SVENSEN	29	40	94	75	94	94
23	COCKERTON	30	94	75	94	77	77
40	WILKINSON	31	75	158	158	158	158
94	SIGGINS	32	158	77	77	107	107
158	BRENNAN	33	107	107	107	373	373
373	EAGLING	34	77	373	373	251	
251	FERRIS	35	373	251	251		
107	GODBOLD	36	251				

BMCRC - MRO Championships 2024 - Rnd 6 @ Snetterton 300

MRO Minitwins & BMCRC Rookie Minitwins

RACE 10 - SECTOR ANALYSIS



SECTOR 1 = FL to I1, SECTOR 2 = I1 to FL, DIFF = Difference To Personal Best Lap, P = Crossed Finish Line in Pit Lane, D = Time Disallowed

P1 333		David LINDEMANN		Suzuki SV650 - Giraffe Decorators		
IDEAL LAP TIME : 2:03.401		BEST LAP TIME : 2:03.521		DIFFERENCE : 0.120		
LAP	SECTOR 1	SECTOR 2	LAP TIME	MPH	DIFF	TIME OF DAY
1 -		41.736	2:10.421	81.95	6.900	15:30:17.407
2 -	1:23.713	40.758	2:04.471	85.86	0.950	15:32:21.878
3 -	1:23.375	40.545	2:03.920 (2)	86.24	0.399	15:34:25.798
4 -	1:22.898	40.623	2:03.521 (1)	86.52		15:36:29.319
5 -	1:22.856	41.462	2:04.318 (3)	85.97	0.797	15:38:33.637

P2 22		Darren DOWDS		Suzuki SV 650 - sublime dsg Ltd		
IDEAL LAP TIME : 2:04.254		BEST LAP TIME : 2:04.254		DIFFERENCE : 0.000		
LAP	SECTOR 1	SECTOR 2	LAP TIME	MPH	DIFF	TIME OF DAY
1 -		41.664	2:10.285	82.03	6.031	15:30:17.271
2 -	1:23.822	41.581	2:05.403 (3)	85.22	1.149	15:32:22.674
3 -	1:23.463	41.225	2:04.688 (2)	85.71	0.434	15:34:27.362
4 -	1:23.235	41.019	2:04.254 (1)	86.01		15:36:31.616
5 -	1:23.655	41.907	2:05.562	85.12	1.308	15:38:37.178

P3 1		David TWYFORD		Suzuki SV650 - IMP Racing, MHP, Chris Cowan		
IDEAL LAP TIME : 2:05.160		BEST LAP TIME : 2:05.271		DIFFERENCE : 0.111		
LAP	SECTOR 1	SECTOR 2	LAP TIME	MPH	DIFF	TIME OF DAY
1 -		41.622	2:10.492	81.90	5.221	15:30:17.478
2 -	1:24.175	41.281	2:05.456 (2)	85.19	0.185	15:32:22.934
3 -	1:23.879	41.392	2:05.271 (1)	85.31		15:34:28.205
4 -	1:24.561	42.214	2:06.775 (3)	84.30	1.504	15:36:34.980
5 -	1:26.199	43.493	2:09.692	82.41	4.421	15:38:44.672

P4 66		Mitch DUCRAN		Suzuki SV650 - JP Haulage		
IDEAL LAP TIME : 2:06.549		BEST LAP TIME : 2:06.549		DIFFERENCE : 0.000		
LAP	SECTOR 1	SECTOR 2	LAP TIME	MPH	DIFF	TIME OF DAY
1 -		42.103	2:11.988	80.97	5.439	15:30:18.974
2 -	1:25.731	42.034	2:07.765	83.65	1.216	15:32:26.739
3 -	1:25.433	41.785	2:07.218 (3)	84.01	0.669	15:34:33.957
4 -	1:25.143	41.834	2:06.977 (2)	84.17	0.428	15:36:40.934
5 -	1:24.889	41.660	2:06.549 (1)	84.45		15:38:47.483

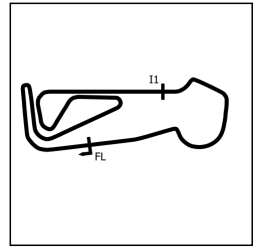
P5 21		Toby FINNIS		Suzuki SV650R - Crawfords/ Tey Farm Systems/ Harlow Ag		
IDEAL LAP TIME : 2:06.564		BEST LAP TIME : 2:06.564		DIFFERENCE : 0.000		
LAP	SECTOR 1	SECTOR 2	LAP TIME	MPH	DIFF	TIME OF DAY
1 -		42.355	2:12.720	80.53	6.156	15:30:19.706
2 -	1:25.799	42.165	2:07.964 (3)	83.52	1.400	15:32:27.670
3 -	1:25.139	41.990	2:07.129 (2)	84.07	0.565	15:34:34.799
4 -	1:25.074	41.490	2:06.564 (1)	84.44		15:36:41.363
5 -	1:25.590	42.374	2:07.964 (3)	83.52	1.400	15:38:49.327

P6 19		Kevin LILLEY		Suzuki SV650 - Trafalgar Cleaning Eqpt. / Steve Jordan Motorcy		
IDEAL LAP TIME : 2:07.241		BEST LAP TIME : 2:07.681		DIFFERENCE : 0.440		
LAP	SECTOR 1	SECTOR 2	LAP TIME	MPH	DIFF	TIME OF DAY
1 -		42.363	2:14.228	79.62	6.547	15:30:21.214
2 -	1:25.196	42.485	2:07.681 (1)	83.70		15:32:28.895
3 -	1:25.992	42.045	2:08.037 (2)	83.47	0.356	15:34:36.932
4 -	1:25.917	42.603	2:08.520 (3)	83.16	0.839	15:36:45.452
5 -	1:26.317	42.300	2:08.617	83.10	0.936	15:38:54.069

BMCRC - MRO Championships 2024 - Rnd 6 @ Snetterton 300

MRO Minitwins & BMCRC Rookie Minitwins

RACE 10 - SECTOR ANALYSIS



SECTOR 1 = FL to I1, SECTOR 2 = I1 to FL, DIFF = Difference To Personal Best Lap, P = Crossed Finish Line in Pit Lane, D = Time Disallowed

P7 33		Steve COSTIN		Suzuki SV650 - Sublime Designs / ATP Motorsport ATP Motorsp		
IDEAL LAP TIME : 2:07.103		BEST LAP TIME : 2:07.103		DIFFERENCE : 0.000		
LAP	SECTOR 1	SECTOR 2	LAP TIME	MPH	DIFF	TIME OF DAY
1 -		42.154	2:12.819	80.47	5.716	15:30:19.805
2 -	1:26.067	43.082	2:09.149 (2)	82.75	2.046	15:32:28.954
3 -	1:25.341	41.762	2:07.103 (1)	84.08		15:34:36.057
4 -	1:26.881	42.555	2:09.436	82.57	2.333	15:36:45.493
5 -	1:26.244	43.081	2:09.325 (3)	82.64	2.222	15:38:54.818

P8 27		Jack BETTIS		Suzuki SV 650 - NB Toolmaking		
IDEAL LAP TIME : 2:08.424		BEST LAP TIME : 2:08.538		DIFFERENCE : 0.114		
LAP	SECTOR 1	SECTOR 2	LAP TIME	MPH	DIFF	TIME OF DAY
1 -		42.438	2:13.884	79.83	5.346	15:30:20.870
2 -	1:25.986	42.552	2:08.538 (1)	83.15		15:32:29.408
3 -	1:26.093	42.689	2:08.782 (2)	82.99	0.244	15:34:38.190
4 -	1:26.746	42.529	2:09.275	82.67	0.737	15:36:47.465
5 -	1:26.130	42.811	2:08.941 (3)	82.89	0.403	15:38:56.406

P9 115		Brian MAHER		Suzuki SV650 - Spraytech /Espresso Solutions		
IDEAL LAP TIME : 2:09.452		BEST LAP TIME : 2:09.452		DIFFERENCE : 0.000		
LAP	SECTOR 1	SECTOR 2	LAP TIME	MPH	DIFF	TIME OF DAY
1 -		43.770	2:17.262	77.86	7.810	15:30:24.248
2 -	1:27.984	43.497	2:11.481	81.28	2.029	15:32:35.729
3 -	1:27.469	43.725	2:11.194 (3)	81.46	1.742	15:34:46.923
4 -	1:26.738	42.714	2:09.452 (1)	82.56		15:36:56.375
5 -	1:26.760	42.903	2:09.663 (2)	82.42	0.211	15:39:06.038

P10 97		Alex MANN		Suzuki SV650 - Michael Jones Jeweller, Esprit Group, Eastgate		
IDEAL LAP TIME : 2:09.245		BEST LAP TIME : 2:09.578		DIFFERENCE : 0.333		
LAP	SECTOR 1	SECTOR 2	LAP TIME	MPH	DIFF	TIME OF DAY
1 -		42.741	2:18.589	77.12	9.011	15:30:25.575
2 -	1:26.504	43.514	2:10.018 (3)	82.20	0.440	15:32:35.593
3 -	1:27.755	43.495	2:11.250	81.43	1.672	15:34:46.843
4 -	1:26.802	42.885	2:09.687 (2)	82.41	0.109	15:36:56.530
5 -	1:26.598	42.980	2:09.578 (1)	82.48		15:39:06.108

P11 3		Oliver ARBON		Suzuki SV650 - TT Plumbing & Heating		
IDEAL LAP TIME : 2:10.639		BEST LAP TIME : 2:10.855		DIFFERENCE : 0.216		
LAP	SECTOR 1	SECTOR 2	LAP TIME	MPH	DIFF	TIME OF DAY
1 -		43.611	2:16.944	78.04	6.089	15:30:23.930
2 -	1:27.866	43.425	2:11.291 (2)	81.40	0.436	15:32:35.221
3 -	1:27.641	43.770	2:11.411 (3)	81.33	0.556	15:34:46.632
4 -	1:27.857	42.998	2:10.855 (1)	81.67		15:36:57.487
5 -	1:28.138	43.392	2:11.530	81.25	0.675	15:39:09.017

P12 89		Sebastian BARAN		Suzuki SV650 -		
IDEAL LAP TIME : 2:11.345		BEST LAP TIME : 2:11.345		DIFFERENCE : 0.000		
LAP	SECTOR 1	SECTOR 2	LAP TIME	MPH	DIFF	TIME OF DAY
1 -		43.969	2:18.968	76.91	7.623	15:30:25.954
2 -	1:28.637	43.991	2:12.628	80.58	1.283	15:32:38.582
3 -	1:28.557	44.040	2:12.597 (3)	80.60	1.252	15:34:51.179
4 -	1:28.617	43.654	2:12.271 (2)	80.80	0.926	15:37:03.450
5 -	1:27.705	43.640	2:11.345 (1)	81.37		15:39:14.795

BMCRC - MRO Championships 2024 - Rnd 6 @ Snetterton 300

MRO Minitwins & BMCRC Rookie Minitwins

RACE 10 - SECTOR ANALYSIS



SECTOR 1 = FL to I1, SECTOR 2 = I1 to FL, DIFF = Difference To Personal Best Lap, P = Crossed Finish Line in Pit Lane, D = Time Disallowed

P13 35		Tyler WALSH		Suzuki SV650 - KDR Powerlines		
IDEAL LAP TIME : 2:11.434		BEST LAP TIME : 2:11.606		DIFFERENCE : 0.172		
LAP	SECTOR 1	SECTOR 2	LAP TIME	MPH	DIFF	TIME OF DAY
1 -		44.258	2:21.014	75.79	9.408	15:30:28.000
2 -	1:28.044	43.783	2:11.827 (3)	81.07	0.221	15:32:39.827
3 -	1:28.215	43.461	2:11.676 (2)	81.16	0.070	15:34:51.503
4 -	1:28.057	43.549	2:11.606 (1)	81.21		15:37:03.109
5 -	1:27.973	43.913	2:11.886	81.04	0.280	15:39:14.995

P14 81		Malvern MAY		Suzuki SV650 - IMP racing		
IDEAL LAP TIME : 2:12.878		BEST LAP TIME : 2:12.878		DIFFERENCE : 0.000		
LAP	SECTOR 1	SECTOR 2	LAP TIME	MPH	DIFF	TIME OF DAY
1 -		44.117	2:21.639	75.45	8.761	15:30:28.625
2 -	1:29.709	43.696	2:13.405 (3)	80.11	0.527	15:32:42.030
3 -	1:29.550	44.058	2:13.608	79.99	0.730	15:34:55.638
4 -	1:29.308	43.570	2:12.878 (1)	80.43		15:37:08.516
5 -	1:29.418	43.582	2:13.000 (2)	80.36	0.122	15:39:21.516

P15 30 RMT		David LUFF		Suzuki SV 650 - ATP & Sarah O'Neill		
IDEAL LAP TIME : 2:12.809		BEST LAP TIME : 2:12.809		DIFFERENCE : 0.000		
LAP	SECTOR 1	SECTOR 2	LAP TIME	MPH	DIFF	TIME OF DAY
1 -		44.295	2:20.806	75.90	7.997	15:30:27.792
2 -	1:29.583	44.418	2:14.001	79.76	1.192	15:32:41.793
3 -	1:29.511	44.138	2:13.649 (3)	79.97	0.840	15:34:55.442
4 -	1:29.252	44.296	2:13.548 (2)	80.03	0.739	15:37:08.990
5 -	1:28.855	43.954	2:12.809 (1)	80.47		15:39:21.799

P16 293		Leigh SMITH		Suzuki SV650 - Smiths Mechanical Support Ltd, Lamonde Autor		
IDEAL LAP TIME : 2:11.336		BEST LAP TIME : 2:12.089		DIFFERENCE : 0.753		
LAP	SECTOR 1	SECTOR 2	LAP TIME	MPH	DIFF	TIME OF DAY
1 -		45.863	2:24.035	74.20	11.946	15:30:31.021
2 -	1:29.575	43.732	2:13.307 (3)	80.17	1.218	15:32:44.328
3 -	1:27.923	44.483	2:12.406 (2)	80.72	0.317	15:34:56.734
4 -	1:29.253	44.106	2:13.359	80.14	1.270	15:37:10.093
5 -	1:28.676	43.413	2:12.089 (1)	80.91		15:39:22.182

P17 15		James SVENSEN		Suzuki SV650S -		
IDEAL LAP TIME : 2:12.499		BEST LAP TIME : 2:12.526		DIFFERENCE : 0.027		
LAP	SECTOR 1	SECTOR 2	LAP TIME	MPH	DIFF	TIME OF DAY
1 -		44.212	2:20.906	75.85	8.380	15:30:27.892
2 -	1:30.501	44.644	2:15.145	79.08	2.619	15:32:43.037
3 -	1:28.992	45.262	2:14.254 (3)	79.61	1.728	15:34:57.291
4 -	1:28.579	43.947	2:12.526 (1)	80.64		15:37:09.817
5 -	1:29.109	43.920	2:13.029 (2)	80.34	0.503	15:39:22.846

P18 111		Freddie BATE		Suzuki SV650 - hartjay		
IDEAL LAP TIME : 2:13.008		BEST LAP TIME : 2:13.008		DIFFERENCE : 0.000		
LAP	SECTOR 1	SECTOR 2	LAP TIME	MPH	DIFF	TIME OF DAY
1 -		44.509	2:22.141	75.19	9.133	15:30:29.127
2 -	1:29.219	44.229	2:13.448 (2)	80.09	0.440	15:32:42.575
3 -	1:29.267	44.452	2:13.719	79.92	0.711	15:34:56.294
4 -	1:29.124	43.884	2:13.008 (1)	80.35		15:37:09.302
5 -	1:29.264	44.291	2:13.555 (3)	80.02	0.547	15:39:22.857

BMCRC - MRO Championships 2024 - Rnd 6 @ Snetterton 300

MRO Minitwins & BMCRC Rookie Minitwins

RACE 10 - SECTOR ANALYSIS



SECTOR 1 = FL to I1, SECTOR 2 = I1 to FL, DIFF = Difference To Personal Best Lap, P = Crossed Finish Line in Pit Lane, D = Time Disallowed

P19 511 RMT William BARRETT		Suzuki SV650 -				
IDEAL LAP TIME : 2:11.439		BEST LAP TIME : 2:11.693		DIFFERENCE : 0.254		
LAP	SECTOR 1	SECTOR 2	LAP TIME	MPH	DIFF	TIME OF DAY
1 -		46.276	2:24.832	73.79	13.139	15:30:31.818
2 -	1:30.107	44.783	2:14.890	79.23	3.197	15:32:46.708
3 -	1:27.966	44.003	2:11.969 (2)	80.98	0.276	15:34:58.677
4 -	1:27.436	44.257	2:11.693 (1)	81.15		15:37:10.370
5 -	1:28.719	44.476	2:13.195 (3)	80.24	1.502	15:39:23.565

P20 237 RMT Tim WOOD		Suzuki SV650S - Hel Performance				
IDEAL LAP TIME : 2:13.198		BEST LAP TIME : 2:13.391		DIFFERENCE : 0.193		
LAP	SECTOR 1	SECTOR 2	LAP TIME	MPH	DIFF	TIME OF DAY
1 -		45.294	2:24.489	73.97	11.098	15:30:31.475
2 -	1:30.843	45.599	2:16.442	78.33	3.051	15:32:47.917
3 -	1:29.299	44.092	2:13.391 (1)	80.12		15:35:01.308
4 -	1:29.106	44.366	2:13.472 (2)	80.07	0.081	15:37:14.780
5 -	1:29.135	44.974	2:14.109 (3)	79.69	0.718	15:39:28.889

P21 166 RMT Ben KING		Suzuki SV650 -				
IDEAL LAP TIME : 2:13.405		BEST LAP TIME : 2:13.405		DIFFERENCE : 0.000		
LAP	SECTOR 1	SECTOR 2	LAP TIME	MPH	DIFF	TIME OF DAY
1 -		45.458	2:25.017	73.70	11.612	15:30:32.003
2 -	1:30.188	45.407	2:15.595	78.82	2.190	15:32:47.598
3 -	1:28.980	44.425	2:13.405 (1)	80.11		15:35:01.003
4 -	1:29.110	44.841	2:13.951 (2)	79.79	0.546	15:37:14.954
5 -	1:29.137	45.784	2:14.921 (3)	79.21	1.516	15:39:29.875

P22 14 RMT George DAVIES		Suzuki SV650 - little T's Childcare , Alfie Weeks				
IDEAL LAP TIME : 2:13.488		BEST LAP TIME : 2:13.488		DIFFERENCE : 0.000		
LAP	SECTOR 1	SECTOR 2	LAP TIME	MPH	DIFF	TIME OF DAY
1 -		45.774	2:27.377	72.52	13.889	15:30:34.363
2 -	1:29.835	44.862	2:14.697	79.34	1.209	15:32:49.060
3 -	1:29.656	44.450	2:14.106 (3)	79.69	0.618	15:35:03.166
4 -	1:29.075	44.413	2:13.488 (1)	80.06		15:37:16.654
5 -	1:29.261	44.669	2:13.930 (2)	79.80	0.442	15:39:30.584

P23 177 RMT Michael HOPKINS		Suzuki SV650 SK1 - MYSELF				
IDEAL LAP TIME : 2:13.635		BEST LAP TIME : 2:14.327		DIFFERENCE : 0.692		
LAP	SECTOR 1	SECTOR 2	LAP TIME	MPH	DIFF	TIME OF DAY
1 -		44.679	2:26.187	73.11	11.860	15:30:33.173
2 -	1:30.334	45.682	2:16.016 (3)	78.57	1.689	15:32:49.189
3 -	1:30.168	46.190	2:16.358	78.38	2.031	15:35:05.547
4 -	1:29.625	45.490	2:15.115 (2)	79.10	0.788	15:37:20.662
5 -	1:30.317	44.010	2:14.327 (1)	79.56		15:39:34.989

P24 70 Colin HALL		Suzuki SV650 - safety counts ltd				
IDEAL LAP TIME : 2:15.449		BEST LAP TIME : 2:15.449		DIFFERENCE : 0.000		
LAP	SECTOR 1	SECTOR 2	LAP TIME	MPH	DIFF	TIME OF DAY
1 -		45.756	2:23.743	74.35	8.294	15:30:30.729
2 -	1:31.294	46.645	2:17.939	77.48	2.490	15:32:48.668
3 -	1:30.507	45.395	2:15.902 (2)	78.64	0.453	15:35:04.570
4 -	1:30.557	45.648	2:16.205 (3)	78.47	0.756	15:37:20.775
5 -	1:30.208	45.241	2:15.449 (1)	78.90		15:39:36.224

BMCRC - MRO Championships 2024 - Rnd 6 @ Snetterton 300

MRO Minitwins & BMCRC Rookie Minitwins

RACE 10 - SECTOR ANALYSIS



SECTOR 1 = FL to I1, SECTOR 2 = I1 to FL, DIFF = Difference To Personal Best Lap, P = Crossed Finish Line in Pit Lane, D = Time Disallowed

P25 122 RMT James EGGINTON		Suzuki SV650 - Advance Computer Services - www.ACS.co.uk				
IDEAL LAP TIME : 2:14.318		BEST LAP TIME : 2:15.043		DIFFERENCE : 0.725		
LAP	SECTOR 1	SECTOR 2	LAP TIME	MPH	DIFF	TIME OF DAY
1 -		45.480	2:26.983	72.71	11.940	15:30:33.969
2 -	1:30.884	44.948	2:15.832 (3)	78.68	0.789	15:32:49.801
3 -	1:29.617	46.106	2:15.723 (2)	78.74	0.680	15:35:05.524
4 -	1:30.631	45.225	2:15.856	78.67	0.813	15:37:21.380
5 -	1:30.342	44.701	2:15.043 (1)	79.14		15:39:36.423

P26 127 Matthew CHAM		Ducati MONSTER 796 -				
IDEAL LAP TIME : 2:15.991		BEST LAP TIME : 2:15.991		DIFFERENCE : 0.000		
LAP	SECTOR 1	SECTOR 2	LAP TIME	MPH	DIFF	TIME OF DAY
1 -		45.847	2:25.106	73.65	9.115	15:30:32.092
2 -	1:32.422	45.598	2:18.020	77.43	2.029	15:32:50.112
3 -	1:31.079	45.689	2:16.768 (3)	78.14	0.777	15:35:06.880
4 -	1:31.041	44.950	2:15.991 (1)	78.59		15:37:22.871
5 -	1:31.204	45.374	2:16.578 (2)	78.25	0.587	15:39:39.449

P27 40 Simon WILKINSON		Suzuki SV650 -				
IDEAL LAP TIME : 2:15.572		BEST LAP TIME : 2:15.572		DIFFERENCE : 0.000		
LAP	SECTOR 1	SECTOR 2	LAP TIME	MPH	DIFF	TIME OF DAY
1 -		46.533	2:28.356	72.04	12.784	15:30:35.342
2 -	1:31.524	45.629	2:17.153	77.92	1.581	15:32:52.495
3 -	1:31.215	45.497	2:16.712 (3)	78.17	1.140	15:35:09.207
4 -	1:31.122	45.531	2:16.653 (2)	78.21	1.081	15:37:25.860
5 -	1:30.580	44.992	2:15.572 (1)	78.83		15:39:41.432

P28 75 RMT Tom SVENSEN		Suzuki SV650 - Team TSR - HCL Car sales				
IDEAL LAP TIME : 2:15.538		BEST LAP TIME : 2:16.201		DIFFERENCE : 0.663		
LAP	SECTOR 1	SECTOR 2	LAP TIME	MPH	DIFF	TIME OF DAY
1 -		46.260	2:29.108	71.68	12.907	15:30:36.094
2 -	1:31.698	45.078	2:16.776	78.14	0.575	15:32:52.870
3 -	1:30.954	45.450	2:16.404 (2)	78.35	0.203	15:35:09.274
4 -	1:31.079	45.597	2:16.676 (3)	78.20	0.475	15:37:25.950
5 -	1:30.460	45.741	2:16.201 (1)	78.47		15:39:42.151

P29 94 RMT Martin SIGGINS		Suzuki SV650 - Siggins Property Services				
IDEAL LAP TIME : 2:15.751		BEST LAP TIME : 2:15.751		DIFFERENCE : 0.000		
LAP	SECTOR 1	SECTOR 2	LAP TIME	MPH	DIFF	TIME OF DAY
1 -		46.728	2:28.908	71.77	13.157	15:30:35.894
2 -	1:31.238	45.683	2:16.921 (3)	78.06	1.170	15:32:52.815
3 -	1:31.735	45.236	2:16.971	78.03	1.220	15:35:09.786
4 -	1:31.142	45.507	2:16.649 (2)	78.21	0.898	15:37:26.435
5 -	1:30.577	45.174	2:15.751 (1)	78.73		15:39:42.186

P30 77 RMT Joshua CRISP		Suzuki SV650 - JMC GUITARWORKS				
IDEAL LAP TIME : 2:17.077		BEST LAP TIME : 2:17.484		DIFFERENCE : 0.407		
LAP	SECTOR 1	SECTOR 2	LAP TIME	MPH	DIFF	TIME OF DAY
1 -		46.739	2:31.112	70.72	13.628	15:30:38.098
2 -	1:32.174	46.100	2:18.274	77.29	0.790	15:32:56.372
3 -	1:32.098	45.937	2:18.035 (3)	77.43	0.551	15:35:14.407
4 -	1:32.463	45.021	2:17.484 (1)	77.74		15:37:31.891
5 -	1:32.056	45.497	2:17.553 (2)	77.70	0.069	15:39:49.444

BMCRC - MRO Championships 2024 - Rnd 6 @ Snetterton 300

MRO Minitwins & BMCRC Rookie Minitwins

RACE 10 - SECTOR ANALYSIS



SECTOR 1 = FL to I1, SECTOR 2 = I1 to FL, DIFF = Difference To Personal Best Lap, P = Crossed Finish Line in Pit Lane, D = Time Disallowed

P31 158		Danny BRENNAN		Suzuki SV650 -		
IDEAL LAP TIME : 2:18.247		BEST LAP TIME : 2:18.311		DIFFERENCE : 0.064		
LAP	SECTOR 1	SECTOR 2	LAP TIME	MPH	DIFF	TIME OF DAY
1 -		46.196	2:29.718	71.38	11.407	15:30:36.704
2 -	1:32.317	45.994	2:18.311 (1)	77.27		15:32:55.015
3 -	1:32.376	46.569	2:18.945 (2)	76.92	0.634	15:35:13.960
4 -	1:33.135	45.930	2:19.065 (3)	76.85	0.754	15:37:33.025
5 -	1:33.013	46.948	2:19.961	76.36	1.650	15:39:52.986

P32 107 RMT		Andrew GODBOLD		Suzuki SV650 -		
IDEAL LAP TIME : 2:18.696		BEST LAP TIME : 2:19.073		DIFFERENCE : 0.377		
LAP	SECTOR 1	SECTOR 2	LAP TIME	MPH	DIFF	TIME OF DAY
1 -		46.747	2:30.476	71.02	11.403	15:30:37.462
2 -	1:31.975	47.098	2:19.073 (1)	76.85		15:32:56.535
3 -	1:32.521	46.721	2:19.242 (3)	76.75	0.169	15:35:15.777
4 -	1:32.297	46.826	2:19.123 (2)	76.82	0.050	15:37:34.900
5 -	1:49.205	50.532	2:39.737	66.91	20.664	15:40:14.637

P33 373 RMT		Charley EAGLING		Suzuki SV650 -		
IDEAL LAP TIME : 2:29.039		BEST LAP TIME : 2:29.042		DIFFERENCE : 0.003		
LAP	SECTOR 1	SECTOR 2	LAP TIME	MPH	DIFF	TIME OF DAY
1 -		50.808	2:39.405	67.04	10.363	15:30:46.391
2 -	1:40.948	50.992	2:31.940	70.34	2.898	15:33:18.331
3 -	1:40.003	50.068	2:30.071 (2)	71.22	1.029	15:35:48.402
4 -	1:39.097	49.945	2:29.042 (1)	71.71		15:38:17.444
5 -	1:40.579	49.942	2:30.521 (3)	71.00	1.479	15:40:47.965

P34 251 RMT		Craig FERRIS		Suzuki SV650 - IMP Racing		
IDEAL LAP TIME : 2:35.513		BEST LAP TIME : 2:37.498		DIFFERENCE : 1.985		
LAP	SECTOR 1	SECTOR 2	LAP TIME	MPH	DIFF	TIME OF DAY
1 -		50.551	2:41.814	66.05	4.316	15:30:48.800
2 -	1:45.192	52.874	2:38.066 (3)	67.61	0.568	15:33:26.866
3 -	1:44.962	52.536	2:37.498 (1)	67.86		15:36:04.364
4 -	1:46.150	51.716	2:37.866 (2)	67.70	0.368	15:38:42.230

P35 102		Nick GUTHRIE		Suzuki SV650 - Supreme installations		
IDEAL LAP TIME :		BEST LAP TIME : 2:16.246		DIFFERENCE :		
LAP	SECTOR 1	SECTOR 2	LAP TIME	MPH	DIFF	TIME OF DAY
1 -			2:26.564	72.92	10.317	15:30:33.550
2 -			2:16.246 (1)	78.44		15:32:49.796
3 -			2:17.379 (2)	77.79	1.133	15:35:07.176

P36 23 RMT		Simon COCKERTON		Suzuki SV650 - Aztek Services Ltd		
IDEAL LAP TIME :		BEST LAP TIME :		DIFFERENCE :		
LAP	SECTOR 1	SECTOR 2	LAP TIME	MPH	DIFF	TIME OF DAY
1 -		44.970	2:25.467	73.47		15:30:32.453

BMCRC - MRO Championships 2024 - Rnd 6 @ Snetterton 300

MRO Minitwins & BMCRC Rookie Minitwins

RACE 10 - BEST SECTORS

SECTOR 1				SECTOR 2				IDEAL / BEST COMPARISON				
POS	NO	NAME	TIME	NO	NAME	TIME	POS	NO	NAME	IDEAL	BEST	DIFF
									PERFECT LAP	2:03.401		
1	333	LINDEMANN	1:22.856	333	LINDEMANN	40.545	1	333	LINDEMANN	2:03.401	2:03.521	0.120
2	22	DOWDS	1:23.235	22	DOWDS	41.019	2	22	DOWDS	2:04.254	2:04.254	0.000
3	1	TWYFORD	1:23.879	1	TWYFORD	41.281	3	1	TWYFORD	2:05.160	2:05.271	0.111
4	66	DUCRAN	1:24.889	21	FINNIS	41.490	4	66	DUCRAN	2:06.549	2:06.549	0.000
5	21	FINNIS	1:25.074	66	DUCRAN	41.660	5	21	FINNIS	2:06.564	2:06.564	0.000
6	19	LILLEY	1:25.196	33	COSTIN	41.762	6	33	COSTIN	2:07.103	2:07.103	0.000
7	33	COSTIN	1:25.341	19	LILLEY	42.045	7	19	LILLEY	2:07.241	2:07.681	0.440
8	27	BETTIS	1:25.986	27	BETTIS	42.438	8	27	BETTIS	2:08.424	2:08.538	0.114
9	97	MANN	1:26.504	115	MAHER	42.714	9	97	MANN	2:09.245	2:09.578	0.333
10	115	MAHER	1:26.738	97	MANN	42.741	10	115	MAHER	2:09.452	2:09.452	0.000
11	511	BARRETT	1:27.436	3	ARBON	42.998	11	3	ARBON	2:10.639	2:10.855	0.216
12	3	ARBON	1:27.641	293	SMITH	43.413	12	293	SMITH	2:11.336	2:12.089	0.753
13	89	BARAN	1:27.705	35	WALSH	43.461	13	89	BARAN	2:11.345	2:11.345	0.000
14	293	SMITH	1:27.923	81	MAY	43.570	14	35	WALSH	2:11.434	2:11.606	0.172
15	35	WALSH	1:27.973	89	BARAN	43.640	15	511	BARRETT	2:11.439	2:11.693	0.254
16	15	SVENSEN	1:28.579	111	BATE	43.884	16	15	SVENSEN	2:12.499	2:12.526	0.027
17	30	LUFF	1:28.855	15	SVENSEN	43.920	17	30	LUFF	2:12.809	2:12.809	0.000
18	166	KING	1:28.980	30	LUFF	43.954	18	81	MAY	2:12.878	2:12.878	0.000
19	14	DAVIES	1:29.075	511	BARRETT	44.003	19	111	BATE	2:13.008	2:13.008	0.000
20	237	WOOD	1:29.106	177	HOPKINS	44.010	20	237	WOOD	2:13.198	2:13.391	0.193
21	111	BATE	1:29.124	237	WOOD	44.092	21	166	KING	2:13.405	2:13.405	0.000
22	81	MAY	1:29.308	14	DAVIES	44.413	22	14	DAVIES	2:13.488	2:13.488	0.000
23	122	EGGINTON	1:29.617	166	KING	44.425	23	177	HOPKINS	2:13.635	2:14.327	0.692
24	177	HOPKINS	1:29.625	122	EGGINTON	44.701	24	122	EGGINTON	2:14.318	2:15.043	0.725
25	70	HALL	1:30.208	127	CHAM	44.950	25	70	HALL	2:15.449	2:15.449	0.000
26	75	SVENSEN	1:30.460	23	COCKERTON	44.970	26	75	SVENSEN	2:15.538	2:16.201	0.663
27	94	SIGGINS	1:30.577	40	WILKINSON	44.992	27	40	WILKINSON	2:15.572	2:15.572	0.000
28	40	WILKINSON	1:30.580	77	CRISP	45.021	28	94	SIGGINS	2:15.751	2:15.751	0.000
29	127	CHAM	1:31.041	75	SVENSEN	45.078	29	127	CHAM	2:15.991	2:15.991	0.000
30	107	GODBOLD	1:31.975	94	SIGGINS	45.174	30	77	CRISP	2:17.077	2:17.484	0.407
31	77	CRISP	1:32.056	70	HALL	45.241	31	158	BRENNAN	2:18.247	2:18.311	0.064
32	158	BRENNAN	1:32.317	158	BRENNAN	45.930	32	107	GODBOLD	2:18.696	2:19.073	0.377
33	373	EAGLING	1:39.097	107	GODBOLD	46.721	33	373	EAGLING	2:29.039	2:29.042	0.003
34	251	FERRIS	1:44.962	373	EAGLING	49.942	34	251	FERRIS	2:35.513	2:37.498	1.985
35				251	FERRIS	50.551	35	23	COCKERTON			
36							36	102	GUTHRIE		2:16.246	

BMCRC - MRO Championships 2024 - Rnd 6 @ Snetterton 300

MRO Minitwins & BMCRC Rookie Minitwins

RACE 10 - STATISTICS

Competitors Started	36
Planned Start	2024-08-31 @ 15:20:00.000
Actual Start	2024-08-31 @ 15:28:06.985
Finish Time	2024-08-31 @ 15:38:33.636
Track Length	2.9689mi.
Total Laps	173
Total Distance Covered	513.6216mi.

Session Fastest Lap History

NO	CL	NAME	LAP TIME	TIME OF DAY	LAP	VEHICLE
333		David LINDEMANN	2:04.471	15:32:21.898	2	Suzuki SV650
333		David LINDEMANN	2:03.920	15:34:25.818	3	Suzuki SV650
333		David LINDEMANN	2:03.521	15:36:29.339	4	Suzuki SV650

Session Leader History

NO	CL	NAME	FROM LAP	LAPS LED	DISTANCE	VEHICLE
22		Darren DOWDS	1	1	2.96 miles	Suzuki SV 650
333		David LINDEMANN	2	4	11.87 miles	Suzuki SV650

Flag History

TYPE	TIME OF DAY
GREEN	15:28:06.985
FINISH	15:38:33.636

Flag Statistics

TYPE	COUNT	TOTAL LAPS	TOTAL TIME
Green	1	5	12:58.497
Red	0	0	0.000
Safety Car	0	0	0.000
FCY	0	0	0.000

BMCRC - MRO Championships 2024 - Rnd 6 @ Snetterton 300

MRO Minitwins & BMCRC Rookie Minitwins

RACE 10 - STATISTICS

CLASS :

22 Starters

Fastest Lap History

NO	NAME	LAP TIME	TIME OF DAY	LAP	VEHICLE
333	David LINDEMANN	2:04.471	15:32:21.898	2	Suzuki SV650
333	David LINDEMANN	2:03.920	15:34:25.818	3	Suzuki SV650
333	David LINDEMANN	2:03.521	15:36:29.339	4	Suzuki SV650

Leader History

NO	NAME	FROM LAP	LAPS LED	DISTANCE	VEHICLE
22	Darren DOWDS	1	1	2.96 miles	Suzuki SV 650
333	David LINDEMANN	2	4	11.87 miles	Suzuki SV650

BMCRC - MRO Championships 2024 - Rnd 6 @ Snetterton 300

MRO Minitwins & BMCRC Rookie Minitwins

RACE 10 - STATISTICS

CLASS : RMT

14 Starters

Fastest Lap History

NO	NAME	LAP TIME	TIME OF DAY	LAP	VEHICLE
30	David LUFF	2:14.001	15:32:41.805	2	Suzuki SV 650
30	David LUFF	2:13.649	15:34:55.454	3	Suzuki SV 650
511	William BARRETT	2:11.969	15:34:58.699	3	Suzuki SV650
511	William BARRETT	2:11.693	15:37:10.392	4	Suzuki SV650

Leader History

NO	NAME	FROM LAP	LAPS LED	DISTANCE	VEHICLE
30	David LUFF	1	5	14.84 miles	Suzuki SV 650

BMCRC - MRO Championships 2024 - Rnd 6 @ Snetterton 300

MRO Minitwins & BMCRC Rookie Minitwins

RACE 2 - GRID (7 Laps)

ROW 14	41	700	Alex BUCHANAN	40	444	Brian HARRISON			
ROW 13	39	64	Phil ELLIS	38	8	Stuart ALBON	37	62	Max PRIESTLEY
ROW 12	36	23	Simon COCKERTON	35	251	Craig FERRIS	34	373	Charley EAGLING
ROW 11	33	107	Andrew GODBOLD	32	158	Danny BRENNAN	31	77	Joshua CRISP
ROW 10	30	102	Nick GUTHRIE	29	75	Tom SVENSEN	28	127	Matthew CHAM
ROW 9	27	94	Martin SIGGINS	26	40	Simon WILKINSON	25	70	Colin HALL
ROW 8	24	122	James EGGINTON	23	177	Michael HOPKINS	22	14	George DAVIES
ROW 7	21	166	Ben KING	20	237	Tim WOOD	19	111	Freddie BATE
ROW 6	18	81	Malvern MAY	17	30	David LUFF	16	15	James SVENSEN
ROW 5	15	293	Leigh SMITH	14	511	William BARRETT	13	35	Tyler WALSH
ROW 4	12	89	Sebastian BARAN	11	3	Oliver ARBON	10	97	Alex MANN
ROW 3	9	115	Brian MAHER	8	27	Jack BETTIS	7	19	Kevin LILLEY
ROW 2	6	33	Steve COSTIN	5	21	Toby FINNIS	4	66	Mitch DUCRAN
ROW 1	3	1	David TWYFORD	2	22	Darren DOWDS	1	333	David LINDEMANN

Pole



These results are provisional until the conclusion of any judicial and technical matters.

Snetterton 300: 2.9689 miles

Clerk Of Course:	Stewards:	Timekeeper:	<i>Craig Smith</i>	
------------------	-----------	-------------	--------------------	---

Results can be found at www.tsl-timing.com

Printed - 15:45 Saturday, 31 August 2024



BMCRC - MRO Championships 2024 - Rnd 6 @ Snetterton 300

MRO Minitwins & BMCRC Rookie Minitwins

RACE 2 - CLASSIFICATION

Race Distance: 7 Laps / 20.78 miles



POS	NO	CL	PIC	NAME	ENTRY	LAPS	TIME	GAP	DIFF	MPH	BEST	ON	GRD	↑↓
1	333		1	David LINDEMANN	Suzuki SV650 - Giraffe Decorators	7	14:36.888			85.32	2:03.458	4	1	0
2	22		2	Darren DOWDS	Suzuki SV 650 - sublime dsg Ltd	7	14:37.067	0.179	0.179	85.30	2:04.013	4	2	0
3	1		3	David TWYFORD	Suzuki SV650 - IMP Racing, MHP, Chris Cowan	7	14:44.828	7.940	7.761	84.55	2:05.096	7	3	0
4	66		4	Mitch DUCRAN	Suzuki SV650 - JP Haulage	7	14:46.879	9.991	2.051	84.35	2:05.539	2	4	0
5	21		5	Toby FINNIS	Suzuki SV650R - Crawford/ Tey Farm Systems/ Harlow Ag	7	14:56.609	19.721	9.730	83.44	2:06.693	3	5	0
6	33		6	Steve COSTIN	Suzuki SV650 - Sublime Designs / ATP Motorsport ATP Motc	7	14:57.007	20.119	0.398	83.40	2:06.323	6	6	0
7	27		7	Jack BETTIS	Suzuki SV 650 - NB Toolmaking	7	15:01.036	24.148	4.029	83.03	2:06.831	7	8	1
8	19		8	Kevin LILLEY	Suzuki SV650 - Trafalgar Cleaning Eqpt. / Steve Jordan Motc	7	15:01.091	24.203	0.055	83.02	2:07.450	7	7	-1
9	97		9	Alex MANN	Suzuki SV650 - Michael Jones Jeweller, Esprit Group, Eastgr	7	15:04.600	27.712	3.509	82.70	2:07.497	5	10	1
10	115		10	Brian MAHER	Suzuki SV650 - Spraytech /Espresso Solutions	7	15:18.978	42.090	14.378	81.41	2:08.988	5	9	-1
11	35		11	Tyler WALSH	Suzuki SV650 - KDR Powerlines	7	15:21.216	44.328	2.238	81.21	2:09.653	5	13	2
12	89		12	Sebastian BARAN	Suzuki SV650 -	7	15:24.054	47.166	2.838	80.96	2:09.735	5	12	0
13	15		13	James SVENSEN	Suzuki SV650S -	7	15:28.731	51.843	4.677	80.55	2:10.526	7	16	3
14	511	RMT	1	William BARRETT	Suzuki SV650 -	7	15:29.663	52.775	0.932	80.47	2:10.588	7	14	0
15	111		14	Freddie BATE	Suzuki SV650 - hartjay	7	15:32.535	55.647	2.872	80.22	2:10.559	3	19	4
16	30	RMT	2	David LUFF	Suzuki SV 650 - ATP & Sarah O'Neill	7	15:32.713	55.825	0.178	80.21	2:11.089	7	17	1
17	166	RMT	3	Ben KING	Suzuki SV650 -	7	15:32.983	56.095	0.270	80.19	2:10.668	6	21	4
18	122	RMT	4	James EGGINTON	Suzuki SV650 - Advance Computer Services - www.ACS.co	7	15:37.792	1:00.904	4.809	79.77	2:11.875	5	24	6
19	237	RMT	5	Tim WOOD	Suzuki SV650S - Hel Performance	7	15:38.056	1:01.168	0.264	79.75	2:12.551	6	20	1
20	81		15	Malvern MAY	Suzuki SV650 - IMP racing	7	15:41.201	1:04.313	3.145	79.49	2:12.007	4	18	-2
21	177	RMT	6	Michael HOPKINS	Suzuki SV650 SK1 - MYSELF	7	15:42.832	1:05.944	1.631	79.35	2:12.289	4	23	2
22	127		16	Matthew CHAM	Ducati MONSTER 796 -	7	16:00.418	1:23.530	17.586	77.89	2:14.743	6	28	6
23	293		17	Leigh SMITH	Suzuki SV650 - Smiths Mechanical Support Ltd, Lamonde Au	7	16:00.957	1:24.069	0.539	77.85	2:12.684	2	15	-8
24	14	RMT	7	George DAVIES	Suzuki SV650 - little T's Childcare , Alfie Weeks	7	16:01.592	1:24.704	0.635	77.80	2:12.861	7	22	-2
25	70		18	Colin HALL	Suzuki SV650 - safety counts ltd	7	16:08.851	1:31.963	7.259	77.22	2:15.039	5	25	0
26	40		19	Simon WILKINSON	Suzuki SV650 -	7	16:08.967	1:32.079	0.116	77.21	2:14.693	6	26	0
27	75	RMT	8	Tom SVENSEN	Suzuki SV650 - Team TSR - HCL Car sales	7	16:12.084	1:35.196	3.117	76.96	2:16.302	6	29	2
28	77	RMT	9	Joshua CRISP	Suzuki SV650 - JMC GUITARWORKS	7	16:12.165	1:35.277	0.081	76.95	2:16.316	6	31	3
29	94	RMT	10	Martin SIGGINS	Suzuki SV650 - Siggins Property Services	7	16:22.842	1:45.954	10.677	76.12	2:16.377	6	27	-2
30	373	RMT	11	Charley EAGLING	Suzuki SV650 -	6	15:00.621	1 Lap	1 Lap	71.20	2:27.067	4	34	4
31	251	RMT	12	Craig FERRIS	Suzuki SV650 - IMP Racing	6	15:58.708	1 Lap	58.087	66.89	2:37.319	2	35	4

NOT CLASSIFIED

DNF	107	RMT		Andrew GODBOLD	Suzuki SV650 -	5	11:38.670	2 Laps	1 Lap	76.48	2:16.728	4	33	
DNF	3			Oliver ARBON	Suzuki SV650 - TT Plumbing & Heating	4	8:57.687	3 Laps	1 Lap	79.51	2:11.962	3	11	
DNF	158			Danny BRENNAN	Suzuki SV650 -	4	9:37.869	3 Laps	40.182	73.98	2:20.974	2	32	
DNF	23	RMT		Simon COCKERTON	Suzuki SV650 - Aztek Services Ltd	0							36	

FASTEST LAP

333				David LINDEMANN	Suzuki SV650 - Giraffe Decorators	4	2:03.458			86.57 mph			139.32 kph	
511	RMT			William BARRETT	Suzuki SV650 -	7	2:10.588			81.84 mph			131.71 kph	

Comments:

Class - 92.5% of Race Speed = 78.92 mph

Class RMT - 92.5% of Race Speed = 74.43 mph

Weather / Track : Cloudy / Dry

These results are provisional until the conclusion of any judicial and technical matters.

Date: 01/09/2024 Start: 09:55 Finish: 10:09
Snetterton 300: 2.9689 miles

Clerk Of Course:	Stewards:	Timekeeper:	<i>Craig Smith</i>	
------------------	-----------	-------------	--------------------	---

Results can be found at www.tsl-timing.com

Printed - 10:13 Sunday, 01 September 2024



BMCRC - MRO Championships 2024 - Rnd 6 @ Snetterton 300

MRO Minitwins & BMCRC Rookie Minitwins

RACE 2 - LAP CHART

LAP 1 @ 09:57:27.268

NO	BEHIND	LAP TIME
22		2:10.108
333	0.035	2:10.143
1	0.191	2:10.299
66	1.391	2:11.499
27	3.006	2:13.114
21	3.078	2:13.186
33	3.299	2:13.407
19	3.995	2:14.103
97	4.191	2:14.299
115	7.708	2:17.816
89	7.740	2:17.848
511	8.533	2:18.641
35	8.785	2:18.893
3	9.582	2:19.690
15	9.836	2:19.944
111	10.158	2:20.266
293	11.016	2:21.124
237	11.281	2:21.389
166	11.888	2:21.996
30	12.245	2:22.353
81	12.673	2:22.781
122	13.042	2:23.150
177	13.556	2:23.664
127	16.605	2:26.713
70	17.020	2:27.128
94	17.305	2:27.413
107	18.104	2:28.212
40	18.831	2:28.939
77	19.627	2:29.735
75	20.413	2:30.521
158	21.998	2:32.106
14	22.845	2:32.953
373	29.177	2:39.285
251	35.313	2:45.421

LAP 2 @ 09:59:32.164

NO	BEHIND	LAP TIME
333		2:04.861
22	0.479	2:05.375
1	1.294	2:05.999
66	2.034	2:05.539
33	5.507	2:07.104
21	5.856	2:07.674
27	6.906	2:08.796
19	6.991	2:07.892
97	7.524	2:08.229
89	14.040	2:11.196
115	14.255	2:11.443
35	14.601	2:10.712
511	15.211	2:11.574
15	16.458	2:11.518
111	16.925	2:11.663
3	17.455	2:12.769
293	18.804	2:12.684
237	19.254	2:12.869
166	19.725	2:12.733
30	19.852	2:12.503
81	20.349	2:12.572
122	20.963	2:12.817
177	22.549	2:13.889
127	26.574	2:14.865
70	30.248	2:18.124
94	31.651	2:19.242

107	31.702	2:18.494
40	31.820	2:17.885
75	32.114	2:16.597
77	32.137	2:17.406
14	32.548	2:14.599
158	38.076	2:20.974
373	52.484	2:28.203
251	1:07.736	2:37.319

LAP 3 @ 10:01:36.844

NO	BEHIND	LAP TIME
22		2:04.201
333	0.074	2:04.754
1	2.298	2:05.684
66	3.062	2:05.708
21	7.869	2:06.693
33	8.167	2:07.340
27	10.041	2:07.815
19	10.126	2:07.815
97	10.618	2:07.774
35	20.639	2:10.718
89	20.722	2:11.362
115	20.872	2:11.297
511	22.062	2:11.531
111	22.804	2:10.559
15	23.290	2:11.512
3	24.737	2:11.962
166	26.536	2:11.491
30	26.930	2:11.758
237	27.590	2:13.016
293	28.597	2:14.473
81	29.333	2:13.664
122	29.388	2:13.105
177	30.184	2:12.315
127	38.731	2:16.837
70	44.374	2:18.806
40	44.598	2:17.458
14	44.624	2:16.756
94	44.725	2:17.754
107	45.191	2:18.169
77	45.466	2:18.009
75	45.586	2:18.152
158	56.236	2:22.840
373	1:15.684	2:27.880
251	1:42.797	2:39.741

LAP 4 @ 10:03:40.376

NO	BEHIND	LAP TIME
333		2:03.458
22	0.481	2:04.013
1	5.140	2:06.374
66	5.250	2:05.720
21	11.364	2:07.027
33	12.956	2:08.321
19	14.330	2:07.736
27	14.375	2:07.866
97	15.722	2:08.636
115	26.459	2:09.119
35	27.353	2:10.246
89	27.919	2:10.729
111	30.277	2:11.005
511	30.767	2:12.237
15	31.317	2:11.559
3	34.471	2:13.266
166	34.554	2:11.550

30	35.014	2:11.616
237	36.675	2:12.617
81	37.808	2:12.007
122	38.516	2:12.660
177	38.941	2:12.289
293	42.062	2:16.997
127	50.797	2:15.598
14	56.416	2:15.324
40	56.646	2:15.580
70	57.540	2:16.698
94	58.249	2:17.056
107	58.387	2:16.728
77	58.995	2:17.061
75	59.021	2:16.967
158	1:14.653	2:21.949
373	1:39.219	2:27.067

LAP 5 @ 10:05:45.308

NO	BEHIND	LAP TIME
22		2:04.451
333	0.090	2:05.022
1	6.314	2:06.106
66	6.592	2:06.274
251	1 Lap	2:38.713
21	13.664	2:07.232
33	15.794	2:07.770
27	17.869	2:08.426
19	17.935	2:08.537
97	18.287	2:07.497
115	30.515	2:08.988
35	32.074	2:09.653
89	32.722	2:09.735
511	38.089	2:12.254
111	38.193	2:12.848
15	38.273	2:11.888
30	41.394	2:11.312
166	42.102	2:12.480
237	44.301	2:12.558
81	45.013	2:12.137
122	45.459	2:11.875
177	46.393	2:12.384
293	59.113	2:21.983
127	1:01.499	2:15.634
14	1:06.327	2:14.843
70	1:07.647	2:15.039
40	1:09.812	2:18.098
107	1:10.522	2:17.067
77	1:10.747	2:16.684
75	1:11.328	2:17.239
94	1:12.034	2:18.717
373	2:03.396	2:29.109

LAP 6 @ 10:07:49.755

NO	BEHIND	LAP TIME
22		2:04.447
333	0.059	2:04.416
1	7.137	2:05.270
66	7.880	2:05.735
21	16.707	2:07.490
33	17.670	2:06.323
19	21.046	2:07.558
27	21.610	2:08.188
97	24.308	2:10.468
115	35.693	2:09.625
35	37.548	2:09.921

89	39.659	2:11.384
15	45.610	2:11.784
511	46.480	2:12.838
251	1 Lap	2:38.027
111	46.710	2:12.964
166	48.323	2:10.668
30	49.029	2:12.082
237	52.405	2:12.551
81	52.653	2:12.087
122	53.167	2:12.155
177	54.379	2:12.433
293	1:11.710	2:17.044
127	1:11.795	2:14.743
14	1:16.136	2:14.256
70	1:19.283	2:16.083
40	1:20.058	2:14.693
77	1:22.616	2:16.316
75	1:23.183	2:16.302
94	1:23.964	2:16.377

LAP 7 @ 10:09:54.048

NO	BEHIND	LAP TIME
333		2:04.234
22	0.179	2:04.472
1	7.940	2:05.096
66	9.991	2:06.404
21	19.721	2:07.307
33	20.119	2:06.742
373	1 Lap	2:29.077
27	24.148	2:06.831
19	24.203	2:07.450
97	27.712	2:07.697
115	42.090	2:10.690
35	44.328	2:11.073
89	47.166	2:11.800
15	51.843	2:10.526
511	52.775	2:10.588
111	55.647	2:13.230
30	55.825	2:11.089
166	56.095	2:12.065
122	1:00.904	2:12.030
237	1:01.168	2:13.056
81	1:04.313	2:15.953
177	1:05.944	2:15.858
251	1 Lap	2:39.487
127	1:23.530	2:16.028
293	1:24.069	2:16.652
14	1:24.704	2:12.861
70	1:31.963	2:16.973
40	1:32.079	2:16.314
75	1:35.196	2:16.306
77	1:35.277	2:16.954
94	1:45.954	2:26.283

BMCRC - MRO Championships 2024 - Rnd 6 @ Snetterton 300

MRO Minitwins & BMCRC Rookie Minitwins

RACE 2 - POSITION CHART

No	Name	Lap Pos							
			1	2	3	4	5	6	7
333	LINDEMANN	1	22	333	22	333	22	22	333
22	DOWDS	2	333	22	333	22	333	333	22
1	TWYFORD	3	1	1	1	1	1	1	1
66	DUCRAN	4	66	66	66	66	66	66	66
21	FINNIS	5	27	33	21	21	21	21	21
33	COSTIN	6	21	21	33	33	33	33	33
19	LILLEY	7	33	27	27	19	27	19	27
27	BETTIS	8	19	19	19	27	19	27	19
115	MAHER	9	97	97	97	97	97	97	97
97	MANN	10	115	89	35	115	115	115	115
3	ARBON	11	89	115	89	35	35	35	35
89	BARAN	12	511	35	115	89	89	89	89
35	WALSH	13	35	511	511	111	511	15	15
511	BARRETT	14	3	15	111	511	111	511	511
293	SMITH	15	15	111	15	15	15	111	111
15	SVENSEN	16	111	3	3	3	30	166	30
30	LUFF	17	293	293	166	166	166	30	166
81	MAY	18	237	237	30	30	237	237	122
111	BATE	19	166	166	237	237	81	81	237
237	WOOD	20	30	30	293	81	122	122	81
166	KING	21	81	81	81	122	177	177	177
14	DAVIES	22	122	122	122	177	293	293	127
177	HOPKINS	23	177	177	177	293	127	127	293
122	EGGINTON	24	127	127	127	127	14	14	14
70	HALL	25	70	70	70	14	70	70	70
40	WILKINSON	26	94	94	40	40	40	40	40
94	SIGGINS	27	107	107	14	70	107	77	75
127	CHAM	28	40	40	94	94	77	75	77
75	SVENSEN	29	77	75	107	107	75	94	94
77	CRISP	30	75	77	77	77	94	373	
158	BRENNAN	31	158	14	75	75	373	251	
107	GODBOLD	32	14	158	158	158	251		
373	EAGLING	33	373	373	373	373			
251	FERRIS	34	251	251	251	251			
23	COCKERTON	35							

BMCRC - MRO Championships 2024 - Rnd 6 @ Snetterton 300

MRO Minitwins & BMCRC Rookie Minitwins

RACE 2 - SECTOR ANALYSIS



SECTOR 1 = FL to I1, SECTOR 2 = I1 to FL, DIFF = Difference To Personal Best Lap, P = Crossed Finish Line in Pit Lane, D = Time Disallowed

P1 333		David LINDEMANN		Suzuki SV650 - Giraffe Decorators		
IDEAL LAP TIME : 2:03.373		BEST LAP TIME : 2:03.458		DIFFERENCE : 0.085		
LAP	SECTOR 1	SECTOR 2	LAP TIME	MPH	DIFF	TIME OF DAY
1 -		41.761	2:10.143	82.12	6.685	09:57:27.303
2 -	1:23.256	41.605	2:04.861	85.59	1.403	09:59:32.164
3 -	1:23.663	41.091	2:04.754	85.67	1.296	10:01:36.918
4 -	1:22.935	40.523	2:03.458 (1)	86.57		10:03:40.376
5 -	1:23.862	41.160	2:05.022	85.48	1.564	10:05:45.398
6 -	1:23.526	40.890	2:04.416 (3)	85.90	0.958	10:07:49.814
7 -	1:23.796	40.438	2:04.234 (2)	86.03	0.776	10:09:54.048

P2 22		Darren DOWDS		Suzuki SV 650 - sublime dsg Ltd		
IDEAL LAP TIME : 2:03.575		BEST LAP TIME : 2:04.013		DIFFERENCE : 0.438		
LAP	SECTOR 1	SECTOR 2	LAP TIME	MPH	DIFF	TIME OF DAY
1 -		41.741	2:10.108	82.14	6.095	09:57:27.268
2 -	1:24.063	41.312	2:05.375	85.24	1.362	09:59:32.643
3 -	1:23.167	41.034	2:04.201 (2)	86.05	0.188	10:01:36.844
4 -	1:22.995	41.018	2:04.013 (1)	86.18		10:03:40.857
5 -	1:23.371	41.080	2:04.451	85.88	0.438	10:05:45.308
6 -	1:23.598	40.849	2:04.447 (3)	85.88	0.434	10:07:49.755
7 -	1:23.892	40.580	2:04.472	85.86	0.459	10:09:54.227

P3 1		David TWYFORD		Suzuki SV650 - IMP Racing, MHP, Chris Cowan		
IDEAL LAP TIME : 2:04.977		BEST LAP TIME : 2:05.096		DIFFERENCE : 0.119		
LAP	SECTOR 1	SECTOR 2	LAP TIME	MPH	DIFF	TIME OF DAY
1 -		41.584	2:10.299	82.02	5.203	09:57:27.459
2 -	1:24.660	41.339	2:05.999	84.82	0.903	09:59:33.458
3 -	1:23.902	41.782	2:05.684 (3)	85.03	0.588	10:01:39.142
4 -	1:24.587	41.787	2:06.374	84.57	1.278	10:03:45.516
5 -	1:24.417	41.689	2:06.106	84.75	1.010	10:05:51.622
6 -	1:24.124	41.146	2:05.270 (2)	85.32	0.174	10:07:56.892
7 -	1:23.831	41.265	2:05.096 (1)	85.43		10:10:01.988

P4 66		Mitch DUCRAN		Suzuki SV650 - JP Haulage		
IDEAL LAP TIME : 2:05.313		BEST LAP TIME : 2:05.539		DIFFERENCE : 0.226		
LAP	SECTOR 1	SECTOR 2	LAP TIME	MPH	DIFF	TIME OF DAY
1 -		41.758	2:11.499	81.27	5.960	09:57:28.659
2 -	1:24.052	41.487	2:05.539 (1)	85.13		09:59:34.198
3 -	1:24.235	41.473	2:05.708 (2)	85.02	0.169	10:01:39.906
4 -	1:23.947	41.773	2:05.720 (3)	85.01	0.181	10:03:45.626
5 -	1:24.364	41.910	2:06.274	84.64	0.735	10:05:51.900
6 -	1:24.369	41.366	2:05.735	85.00	0.196	10:07:57.635
7 -	1:24.831	41.573	2:06.404	84.55	0.865	10:10:04.039

P5 21		Toby FINNIS		Suzuki SV650R - Crawfords/ Tey Farm Systems/ Harlow Ag		
IDEAL LAP TIME : 2:06.693		BEST LAP TIME : 2:06.693		DIFFERENCE : 0.000		
LAP	SECTOR 1	SECTOR 2	LAP TIME	MPH	DIFF	TIME OF DAY
1 -		42.296	2:13.186	80.24	6.493	09:57:30.346
2 -	1:25.097	42.577	2:07.674	83.71	0.981	09:59:38.020
3 -	1:24.745	41.948	2:06.693 (1)	84.36		10:01:44.713
4 -	1:25.068	41.959	2:07.027 (2)	84.14	0.334	10:03:51.740
5 -	1:25.173	42.059	2:07.232 (3)	84.00	0.539	10:05:58.972
6 -	1:25.498	41.992	2:07.490	83.83	0.797	10:08:06.462
7 -	1:25.207	42.100	2:07.307	83.95	0.614	10:10:13.769

BMCRC - MRO Championships 2024 - Rnd 6 @ Snetterton 300

MRO Minitwins & BMCRC Rookie Minitwins

RACE 2 - SECTOR ANALYSIS



SECTOR 1 = FL to I1, SECTOR 2 = I1 to FL, DIFF = Difference To Personal Best Lap, P = Crossed Finish Line in Pit Lane, D = Time Disallowed

P6 33 Steve COSTIN		Suzuki SV650 - Sublime Designs / ATP Motorsport ATP Motorsp				
IDEAL LAP TIME : 2:06.319		BEST LAP TIME : 2:06.323		DIFFERENCE : 0.004		
LAP	SECTOR 1	SECTOR 2	LAP TIME	MPH	DIFF	TIME OF DAY
1 -		42.217	2:13.407	80.11	7.084	09:57:30.567
2 -	1:24.881	42.223	2:07.104 (3)	84.08	0.781	09:59:37.671
3 -	1:25.098	42.242	2:07.340	83.93	1.017	10:01:45.011
4 -	1:24.908	43.413	2:08.321	83.29	1.998	10:03:53.332
5 -	1:25.681	42.089	2:07.770	83.65	1.447	10:06:01.102
6 -	1:24.611	41.712	2:06.323 (1)	84.60		10:08:07.425
7 -	1:24.607	42.135	2:06.742 (2)	84.32	0.419	10:10:14.167

P7 27 Jack BETTIS		Suzuki SV 650 - NB Toolmaking				
IDEAL LAP TIME : 2:06.831		BEST LAP TIME : 2:06.831		DIFFERENCE : 0.000		
LAP	SECTOR 1	SECTOR 2	LAP TIME	MPH	DIFF	TIME OF DAY
1 -		42.286	2:13.114	80.29	6.283	09:57:30.274
2 -	1:25.074	43.722	2:08.796	82.98	1.965	09:59:39.070
3 -	1:25.450	42.365	2:07.815 (2)	83.62	0.984	10:01:46.885
4 -	1:25.558	42.308	2:07.866 (3)	83.58	1.035	10:03:54.751
5 -	1:25.445	42.981	2:08.426	83.22	1.595	10:06:03.177
6 -	1:25.476	42.712	2:08.188	83.37	1.357	10:08:11.365
7 -	1:24.999	41.832	2:06.831 (1)	84.27		10:10:18.196

P8 19 Kevin LILLEY		Suzuki SV650 - Trafalgar Cleaning Eqpt. / Steve Jordan Motorcy				
IDEAL LAP TIME : 2:07.108		BEST LAP TIME : 2:07.450		DIFFERENCE : 0.342		
LAP	SECTOR 1	SECTOR 2	LAP TIME	MPH	DIFF	TIME OF DAY
1 -		43.032	2:14.103	79.70	6.653	09:57:31.263
2 -	1:25.080	42.812	2:07.892	83.57	0.442	09:59:39.155
3 -	1:25.531	42.284	2:07.815	83.62	0.365	10:01:46.970
4 -	1:25.412	42.324	2:07.736 (3)	83.67	0.286	10:03:54.706
5 -	1:25.692	42.845	2:08.537	83.15	1.087	10:06:03.243
6 -	1:25.530	42.028	2:07.558 (2)	83.78	0.108	10:08:10.801
7 -	1:25.280	42.170	2:07.450 (1)	83.86		10:10:18.251

P9 97 Alex MANN		Suzuki SV650 - Michael Jones Jeweller, Esprit Group, Eastgate				
IDEAL LAP TIME : 2:06.589		BEST LAP TIME : 2:07.497		DIFFERENCE : 0.908		
LAP	SECTOR 1	SECTOR 2	LAP TIME	MPH	DIFF	TIME OF DAY
1 -		42.110	2:14.299	79.58	6.802	09:57:31.459
2 -	1:26.091	42.138	2:08.229	83.35	0.732	09:59:39.688
3 -	1:26.010	41.764	2:07.774 (3)	83.64	0.277	10:01:47.462
4 -	1:26.409	42.227	2:08.636	83.08	1.139	10:03:56.098
5 -	1:24.825	42.672	2:07.497 (1)	83.83		10:06:03.595
6 -	1:25.529	44.939	2:10.468	81.92	2.971	10:08:14.063
7 -	1:25.588	42.109	2:07.697 (2)	83.69	0.200	10:10:21.760

P10 115 Brian MAHER		Suzuki SV650 - Spraytech /Espresso Solutions				
IDEAL LAP TIME : 2:08.788		BEST LAP TIME : 2:08.988		DIFFERENCE : 0.200		
LAP	SECTOR 1	SECTOR 2	LAP TIME	MPH	DIFF	TIME OF DAY
1 -		43.433	2:17.816	77.55	8.828	09:57:34.976
2 -	1:27.876	43.567	2:11.443	81.31	2.455	09:59:46.419
3 -	1:27.778	43.519	2:11.297	81.40	2.309	10:01:57.716
4 -	1:26.616	42.503	2:09.119 (2)	82.77	0.131	10:04:06.835
5 -	1:26.285	42.703	2:08.988 (1)	82.86		10:06:15.823
6 -	1:26.819	42.806	2:09.625 (3)	82.45	0.637	10:08:25.448
7 -	1:27.235	43.455	2:10.690	81.78	1.702	10:10:36.138

BMCRC - MRO Championships 2024 - Rnd 6 @ Snetterton 300

MRO Minitwins & BMCRC Rookie Minitwins

RACE 2 - SECTOR ANALYSIS



SECTOR 1 = FL to I1, SECTOR 2 = I1 to FL, DIFF = Difference To Personal Best Lap, P = Crossed Finish Line in Pit Lane, D = Time Disallowed

P11 35		Tyler WALSH		Suzuki SV650 - KDR Powerlines			
IDEAL LAP TIME : 2:09.653		BEST LAP TIME : 2:09.653		DIFFERENCE : 0.000			
LAP	SECTOR 1	SECTOR 2	LAP TIME	MPH	DIFF	TIME OF DAY	
1 -		43.766	2:18.893	76.95	9.240	09:57:36.053	
2 -	1:26.837	43.875	2:10.712	81.76	1.059	09:59:46.765	
3 -	1:27.457	43.261	2:10.718	81.76	1.065	10:01:57.483	
4 -	1:26.874	43.372	2:10.246 (3)	82.06	0.593	10:04:07.729	
5 -	1:26.396	43.257	2:09.653 (1)	82.43		10:06:17.382	
6 -	1:26.542	43.379	2:09.921 (2)	82.26	0.268	10:08:27.303	
7 -	1:27.740	43.333	2:11.073	81.54	1.420	10:10:38.376	

P12 89		Sebastian BARAN		Suzuki SV650 -			
IDEAL LAP TIME : 2:09.598		BEST LAP TIME : 2:09.735		DIFFERENCE : 0.137			
LAP	SECTOR 1	SECTOR 2	LAP TIME	MPH	DIFF	TIME OF DAY	
1 -		43.550	2:17.848	77.53	8.113	09:57:35.008	
2 -	1:27.710	43.486	2:11.196 (3)	81.46	1.461	09:59:46.204	
3 -	1:27.975	43.387	2:11.362	81.36	1.627	10:01:57.566	
4 -	1:27.626	43.103	2:10.729 (2)	81.75	0.994	10:04:08.295	
5 -	1:26.495	43.240	2:09.735 (1)	82.38		10:06:18.030	
6 -	1:26.577	44.807	2:11.384	81.34	1.649	10:08:29.414	
7 -	1:28.232	43.568	2:11.800	81.09	2.065	10:10:41.214	

P13 15		James SVENSEN		Suzuki SV650S -			
IDEAL LAP TIME : 2:10.526		BEST LAP TIME : 2:10.526		DIFFERENCE : 0.000			
LAP	SECTOR 1	SECTOR 2	LAP TIME	MPH	DIFF	TIME OF DAY	
1 -		43.774	2:19.944	76.37	9.418	09:57:37.104	
2 -	1:28.192	43.326	2:11.518 (3)	81.26	0.992	09:59:48.622	
3 -	1:28.014	43.498	2:11.512 (2)	81.27	0.986	10:02:00.134	
4 -	1:28.098	43.461	2:11.559	81.24	1.033	10:04:11.693	
5 -	1:27.941	43.947	2:11.888	81.03	1.362	10:06:23.581	
6 -	1:28.512	43.272	2:11.784	81.10	1.258	10:08:35.365	
7 -	1:27.618	42.908	2:10.526 (1)	81.88		10:10:45.891	

P14 511 RMT		William BARRETT		Suzuki SV650 -			
IDEAL LAP TIME : 2:10.588		BEST LAP TIME : 2:10.588		DIFFERENCE : 0.000			
LAP	SECTOR 1	SECTOR 2	LAP TIME	MPH	DIFF	TIME OF DAY	
1 -		44.034	2:18.641	77.09	8.053	09:57:35.801	
2 -	1:27.926	43.648	2:11.574 (3)	81.23	0.986	09:59:47.375	
3 -	1:27.966	43.565	2:11.531 (2)	81.25	0.943	10:01:58.906	
4 -	1:28.441	43.796	2:12.237	80.82	1.649	10:04:11.143	
5 -	1:28.170	44.084	2:12.254	80.81	1.666	10:06:23.397	
6 -	1:28.824	44.014	2:12.838	80.45	2.250	10:08:36.235	
7 -	1:27.267	43.321	2:10.588 (1)	81.84		10:10:46.823	

P15 111		Freddie BATE		Suzuki SV650 - hartjay			
IDEAL LAP TIME : 2:10.222		BEST LAP TIME : 2:10.559		DIFFERENCE : 0.337			
LAP	SECTOR 1	SECTOR 2	LAP TIME	MPH	DIFF	TIME OF DAY	
1 -		43.841	2:20.266	76.19	9.707	09:57:37.426	
2 -	1:28.056	43.607	2:11.663 (3)	81.17	1.104	09:59:49.089	
3 -	1:27.658	42.901	2:10.559 (1)	81.86		10:01:59.648	
4 -	1:27.321	43.684	2:11.005 (2)	81.58	0.446	10:04:10.653	
5 -	1:28.781	44.067	2:12.848	80.45	2.289	10:06:23.501	
6 -	1:28.710	44.254	2:12.964	80.38	2.405	10:08:36.465	
7 -	1:29.155	44.075	2:13.230	80.22	2.671	10:10:49.695	

BMCRC - MRO Championships 2024 - Rnd 6 @ Snetterton 300

MRO Minitwins & BMCRC Rookie Minitwins

RACE 2 - SECTOR ANALYSIS



SECTOR 1 = FL to I1, SECTOR 2 = I1 to FL, DIFF = Difference To Personal Best Lap, P = Crossed Finish Line in Pit Lane, D = Time Disallowed

P16 30 RMT David LUFF		Suzuki SV 650 - ATP & Sarah O'Neill				
IDEAL LAP TIME : 2:10.884		BEST LAP TIME : 2:11.089		DIFFERENCE : 0.205		
LAP	SECTOR 1	SECTOR 2	LAP TIME	MPH	DIFF	TIME OF DAY
1 -		44.386	2:22.353	75.08	11.264	09:57:39.513
2 -	1:28.448	44.055	2:12.503	80.66	1.414	09:59:52.016
3 -	1:28.276	43.482	2:11.758	81.11	0.669	10:02:03.774
4 -	1:27.695	43.921	2:11.616 (3)	81.20	0.527	10:04:15.390
5 -	1:27.947	43.365	2:11.312 (2)	81.39	0.223	10:06:26.702
6 -	1:27.521	44.561	2:12.082	80.92	0.993	10:08:38.784
7 -	1:27.519	43.570	2:11.089 (1)	81.53		10:10:49.873

P17 166 RMT Ben KING		Suzuki SV650 -				
IDEAL LAP TIME : 2:10.668		BEST LAP TIME : 2:10.668		DIFFERENCE : 0.000		
LAP	SECTOR 1	SECTOR 2	LAP TIME	MPH	DIFF	TIME OF DAY
1 -		44.398	2:21.996	75.27	11.328	09:57:39.156
2 -	1:28.633	44.100	2:12.733	80.52	2.065	09:59:51.889
3 -	1:27.792	43.699	2:11.491 (2)	81.28	0.823	10:02:03.380
4 -	1:27.599	43.951	2:11.550 (3)	81.24	0.882	10:04:14.930
5 -	1:28.392	44.088	2:12.480	80.67	1.812	10:06:27.410
6 -	1:27.209	43.459	2:10.668 (1)	81.79		10:08:38.078
7 -	1:28.354	43.711	2:12.065	80.93	1.397	10:10:50.143

P18 122 RMT James EGGINTON		Suzuki SV650 - Advance Computer Services - www.ACS.co.uk				
IDEAL LAP TIME : 2:11.345		BEST LAP TIME : 2:11.875		DIFFERENCE : 0.530		
LAP	SECTOR 1	SECTOR 2	LAP TIME	MPH	DIFF	TIME OF DAY
1 -		44.406	2:23.150	74.66	11.275	09:57:40.310
2 -	1:28.696	44.121	2:12.817	80.47	0.942	09:59:53.127
3 -	1:28.829	44.276	2:13.105	80.29	1.230	10:02:06.232
4 -	1:28.802	43.858	2:12.660	80.56	0.785	10:04:18.892
5 -	1:28.019	43.856	2:11.875 (1)	81.04		10:06:30.767
6 -	1:28.263	43.892	2:12.155 (3)	80.87	0.280	10:08:42.922
7 -	1:28.704	43.326	2:12.030 (2)	80.95	0.155	10:10:54.952

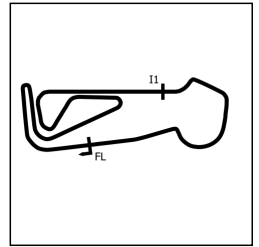
P19 237 RMT Tim WOOD		Suzuki SV650S - Hel Performance				
IDEAL LAP TIME : 2:12.337		BEST LAP TIME : 2:12.551		DIFFERENCE : 0.214		
LAP	SECTOR 1	SECTOR 2	LAP TIME	MPH	DIFF	TIME OF DAY
1 -		43.706	2:21.389	75.59	8.838	09:57:38.549
2 -	1:29.145	43.724	2:12.869	80.44	0.318	09:59:51.418
3 -	1:28.908	44.108	2:13.016	80.35	0.465	10:02:04.434
4 -	1:28.788	43.829	2:12.617 (3)	80.59	0.066	10:04:17.051
5 -	1:28.742	43.816	2:12.558 (2)	80.62	0.007	10:06:29.609
6 -	1:28.956	43.595	2:12.551 (1)	80.63		10:08:42.160
7 -	1:29.385	43.671	2:13.056	80.32	0.505	10:10:55.216

P20 81 Malvern MAY		Suzuki SV650 - IMP racing				
IDEAL LAP TIME : 2:11.253		BEST LAP TIME : 2:12.007		DIFFERENCE : 0.754		
LAP	SECTOR 1	SECTOR 2	LAP TIME	MPH	DIFF	TIME OF DAY
1 -		44.255	2:22.781	74.85	10.774	09:57:39.941
2 -	1:28.764	43.808	2:12.572	80.62	0.565	09:59:52.513
3 -	1:27.943	45.721	2:13.664	79.96	1.657	10:02:06.177
4 -	1:28.383	43.624	2:12.007 (1)	80.96		10:04:18.184
5 -	1:28.827	43.310	2:12.137 (3)	80.88	0.130	10:06:30.321
6 -	1:28.542	43.545	2:12.087 (2)	80.91	0.080	10:08:42.408
7 -	1:29.424	46.529	2:15.953	78.61	3.946	10:10:58.361

BMCRC - MRO Championships 2024 - Rnd 6 @ Snetterton 300

MRO Minitwins & BMCRC Rookie Minitwins

RACE 2 - SECTOR ANALYSIS



SECTOR 1 = FL to I1, SECTOR 2 = I1 to FL, DIFF = Difference To Personal Best Lap, P = Crossed Finish Line in Pit Lane, D = Time Disallowed

P21 177 RMT Michael HOPKINS		Suzuki SV650 SK1 - MYSELF				
IDEAL LAP TIME : 2:11.647		BEST LAP TIME : 2:12.289		DIFFERENCE : 0.642		
LAP	SECTOR 1	SECTOR 2	LAP TIME	MPH	DIFF	TIME OF DAY
1 -		44.581	2:23.664	74.39	11.375	09:57:40.824
2 -	1:29.896	43.993	2:13.889	79.82	1.600	09:59:54.713
3 -	1:28.532	43.783	2:12.315 (2)	80.77	0.026	10:02:07.028
4 -	1:28.641	43.648	2:12.289 (1)	80.79		10:04:19.317
5 -	1:28.126	44.258	2:12.384 (3)	80.73	0.095	10:06:31.701
6 -	1:27.999	44.434	2:12.433	80.70	0.144	10:08:44.134
7 -	1:30.778	45.080	2:15.858	78.67	3.569	10:10:59.992

P22 127 Matthew CHAM		Ducati MONSTER 796 -				
IDEAL LAP TIME : 2:14.636		BEST LAP TIME : 2:14.743		DIFFERENCE : 0.107		
LAP	SECTOR 1	SECTOR 2	LAP TIME	MPH	DIFF	TIME OF DAY
1 -		45.623	2:26.713	72.85	11.970	09:57:43.873
2 -	1:30.073	44.792	2:14.865 (2)	79.25	0.122	09:59:58.738
3 -	1:31.324	45.513	2:16.837	78.10	2.094	10:02:15.575
4 -	1:30.419	45.179	2:15.598 (3)	78.82	0.855	10:04:31.173
5 -	1:30.708	44.926	2:15.634	78.80	0.891	10:06:46.807
6 -	1:29.918	44.825	2:14.743 (1)	79.32		10:09:01.550
7 -	1:31.310	44.718	2:16.028	78.57	1.285	10:11:17.578

P23 293 Leigh SMITH		Suzuki SV650 - Smiths Mechanical Support Ltd, Lamonde Autor				
IDEAL LAP TIME : 2:12.344		BEST LAP TIME : 2:12.684		DIFFERENCE : 0.340		
LAP	SECTOR 1	SECTOR 2	LAP TIME	MPH	DIFF	TIME OF DAY
1 -		43.860	2:21.124	75.73	8.440	09:57:38.284
2 -	1:28.571	44.113	2:12.684 (1)	80.55		09:59:50.968
3 -	1:28.484	45.989	2:14.473 (2)	79.48	1.789	10:02:05.441
4 -	1:32.550	44.447	2:16.997	78.01	4.313	10:04:22.438
5 -	1:30.030	51.953	2:21.983	75.27	9.299	10:06:44.421
6 -	1:31.195	45.849	2:17.044	77.99	4.360	10:09:01.465
7 -	1:31.328	45.324	2:16.652 (3)	78.21	3.968	10:11:18.117

P24 14 RMT George DAVIES		Suzuki SV650 - little T's Childcare , Alfie Weeks				
IDEAL LAP TIME : 2:12.861		BEST LAP TIME : 2:12.861		DIFFERENCE : 0.000		
LAP	SECTOR 1	SECTOR 2	LAP TIME	MPH	DIFF	TIME OF DAY
1 -		52.502	2:32.953	69.87	20.092	09:57:50.113
2 -	1:29.657	44.942	2:14.599 (3)	79.40	1.738	10:00:04.712
3 -	1:30.860	45.896	2:16.756	78.15	3.895	10:02:21.468
4 -	1:30.797	44.527	2:15.324	78.98	2.463	10:04:36.792
5 -	1:29.694	45.149	2:14.843	79.26	1.982	10:06:51.635
6 -	1:29.620	44.636	2:14.256 (2)	79.60	1.395	10:09:05.891
7 -	1:28.635	44.226	2:12.861 (1)	80.44		10:11:18.752

P25 70 Colin HALL		Suzuki SV650 - safety counts ltd				
IDEAL LAP TIME : 2:14.908		BEST LAP TIME : 2:15.039		DIFFERENCE : 0.131		
LAP	SECTOR 1	SECTOR 2	LAP TIME	MPH	DIFF	TIME OF DAY
1 -		46.942	2:27.128	72.64	12.089	09:57:44.288
2 -	1:31.355	46.769	2:18.124	77.38	3.085	10:00:02.412
3 -	1:31.876	46.930	2:18.806	77.00	3.767	10:02:21.218
4 -	1:31.165	45.533	2:16.698 (3)	78.18	1.659	10:04:37.916
5 -	1:29.375	45.664	2:15.039 (1)	79.14		10:06:52.955
6 -	1:30.267	45.816	2:16.083 (2)	78.54	1.044	10:09:09.038
7 -	1:31.104	45.869	2:16.973	78.03	1.934	10:11:26.011

BMCRC - MRO Championships 2024 - Rnd 6 @ Snetterton 300

MRO Minitwins & BMCRC Rookie Minitwins

RACE 2 - SECTOR ANALYSIS



SECTOR 1 = FL to I1, SECTOR 2 = I1 to FL, DIFF = Difference To Personal Best Lap, P = Crossed Finish Line in Pit Lane, D = Time Disallowed

P26 40		Simon WILKINSON		Suzuki SV650 -		
IDEAL LAP TIME : 2:14.693		BEST LAP TIME : 2:14.693		DIFFERENCE : 0.000		
LAP	SECTOR 1	SECTOR 2	LAP TIME	MPH	DIFF	TIME OF DAY
1 -		46.151	2:28.939	71.76	14.246	09:57:46.099
2 -	1:31.478	46.407	2:17.885	77.51	3.192	10:00:03.984
3 -	1:30.839	46.619	2:17.458	77.75	2.765	10:02:21.442
4 -	1:30.459	45.121	2:15.580 (2)	78.83	0.887	10:04:37.022
5 -	1:32.809	45.289	2:18.098	77.39	3.405	10:06:55.120
6 -	1:29.747	44.946	2:14.693 (1)	79.35		10:09:09.813
7 -	1:30.699	45.615	2:16.314 (3)	78.40	1.621	10:11:26.127

P27 75 RMT		Tom SVENSEN		Suzuki SV650 - Team TSR - HCL Car sales		
IDEAL LAP TIME : 2:15.628		BEST LAP TIME : 2:16.302		DIFFERENCE : 0.674		
LAP	SECTOR 1	SECTOR 2	LAP TIME	MPH	DIFF	TIME OF DAY
1 -		46.274	2:30.521	71.00	14.219	09:57:47.681
2 -	1:30.805	45.792	2:16.597 (3)	78.24	0.295	10:00:04.278
3 -	1:32.691	45.461	2:18.152	77.36	1.850	10:02:22.430
4 -	1:31.665	45.302	2:16.967	78.03	0.665	10:04:39.397
5 -	1:31.909	45.330	2:17.239	77.87	0.937	10:06:56.636
6 -	1:31.079	45.223	2:16.302 (1)	78.41		10:09:12.938
7 -	1:30.405	45.901	2:16.306 (2)	78.41	0.004	10:11:29.244

P28 77 RMT		Joshua CRISP		Suzuki SV650 - JMC GUITARWORKS		
IDEAL LAP TIME : 2:16.037		BEST LAP TIME : 2:16.316		DIFFERENCE : 0.279		
LAP	SECTOR 1	SECTOR 2	LAP TIME	MPH	DIFF	TIME OF DAY
1 -		46.857	2:29.735	71.37	13.419	09:57:46.895
2 -	1:31.525	45.881	2:17.406	77.78	1.090	10:00:04.301
3 -	1:32.704	45.305	2:18.009	77.44	1.693	10:02:22.310
4 -	1:31.998	45.063	2:17.061	77.98	0.745	10:04:39.371
5 -	1:31.660	45.024	2:16.684 (2)	78.19	0.368	10:06:56.055
6 -	1:31.804	44.512	2:16.316 (1)	78.40		10:09:12.371
7 -	1:32.368	44.586	2:16.954 (3)	78.04	0.638	10:11:29.325

P29 94 RMT		Martin SIGGINS		Suzuki SV650 - Siggins Property Services		
IDEAL LAP TIME : 2:16.099		BEST LAP TIME : 2:16.377		DIFFERENCE : 0.278		
LAP	SECTOR 1	SECTOR 2	LAP TIME	MPH	DIFF	TIME OF DAY
1 -		46.275	2:27.413	72.50	11.036	09:57:44.573
2 -	1:32.677	46.565	2:19.242	76.75	2.865	10:00:03.815
3 -	1:32.534	45.220	2:17.754 (3)	77.58	1.377	10:02:21.569
4 -	1:32.432	44.624	2:17.056 (2)	77.98	0.679	10:04:38.625
5 -	1:32.942	45.775	2:18.717	77.04	2.340	10:06:57.342
6 -	1:31.475	44.902	2:16.377 (1)	78.37		10:09:13.719
7 -	1:36.180	50.103	2:26.283	73.06	9.906	10:11:40.002

P30 373 RMT		Charley EAGLING		Suzuki SV650 -		
IDEAL LAP TIME : 2:27.067		BEST LAP TIME : 2:27.067		DIFFERENCE : 0.000		
LAP	SECTOR 1	SECTOR 2	LAP TIME	MPH	DIFF	TIME OF DAY
1 -		50.104	2:39.285	67.10	12.218	09:57:56.445
2 -	1:38.751	49.452	2:28.203 (3)	72.11	1.136	10:00:24.648
3 -	1:38.226	49.654	2:27.880 (2)	72.27	0.813	10:02:52.528
4 -	1:37.836	49.231	2:27.067 (1)	72.67		10:05:19.595
5 -	1:39.237	49.872	2:29.109	71.67	2.042	10:07:48.704
6 -	1:39.267	49.810	2:29.077	71.69	2.010	10:10:17.781

BMCRC - MRO Championships 2024 - Rnd 6 @ Snetterton 300

MRO Minitwins & BMCRC Rookie Minitwins

RACE 2 - SECTOR ANALYSIS



SECTOR 1 = FL to I1, SECTOR 2 = I1 to FL, DIFF = Difference To Personal Best Lap, P = Crossed Finish Line in Pit Lane, D = Time Disallowed

P31 251 RMT		Craig FERRIS		Suzuki SV650 - IMP Racing			
IDEAL LAP TIME : 2:36.787		BEST LAP TIME : 2:37.319		DIFFERENCE : 0.532			
LAP	SECTOR 1	SECTOR 2	LAP TIME	MPH	DIFF	TIME OF DAY	
1 -		52.380	2:45.421	64.61	8.102	09:58:02.581	
2 -	1:44.407	52.912	2:37.319 (1)	67.93		10:00:39.900	
3 -	1:46.022	53.719	2:39.741	66.90	2.422	10:03:19.641	
4 -	1:45.977	52.736	2:38.713 (3)	67.34	1.394	10:05:58.354	
5 -	1:45.274	52.753	2:38.027 (2)	67.63	0.708	10:08:36.381	
6 -	1:46.406	53.081	2:39.487	67.01	2.168	10:11:15.868	

P32 107 RMT		Andrew GODBOLD		Suzuki SV650 -			
IDEAL LAP TIME : 2:15.909		BEST LAP TIME : 2:16.728		DIFFERENCE : 0.819			
LAP	SECTOR 1	SECTOR 2	LAP TIME	MPH	DIFF	TIME OF DAY	
1 -		46.130	2:28.212	72.11	11.484	09:57:45.372	
2 -	1:31.494	47.000	2:18.494	77.17	1.766	10:00:03.866	
3 -	1:30.585	47.584	2:18.169 (3)	77.35	1.441	10:02:22.035	
4 -	1:30.666	46.062	2:16.728 (1)	78.17		10:04:38.763	
5 -	1:31.743	45.324	2:17.067 (2)	77.97	0.339	10:06:55.830	

P33 3		Oliver ARBON		Suzuki SV650 - TT Plumbing & Heating			
IDEAL LAP TIME : 2:11.294		BEST LAP TIME : 2:11.962		DIFFERENCE : 0.668			
LAP	SECTOR 1	SECTOR 2	LAP TIME	MPH	DIFF	TIME OF DAY	
1 -		44.877	2:19.690	76.51	7.728	09:57:36.850	
2 -	1:28.908	43.861	2:12.769 (2)	80.50	0.807	09:59:49.619	
3 -	1:27.433	44.529	2:11.962 (1)	80.99		10:02:01.581	
4 -	1:29.114	44.152	2:13.266 (3)	80.20	1.304	10:04:14.847	

P34 158		Danny BRENNAN		Suzuki SV650 -			
IDEAL LAP TIME : 2:20.843		BEST LAP TIME : 2:20.974		DIFFERENCE : 0.131			
LAP	SECTOR 1	SECTOR 2	LAP TIME	MPH	DIFF	TIME OF DAY	
1 -		47.715	2:32.106	70.26	11.132	09:57:49.266	
2 -	1:33.873	47.101	2:20.974 (1)	75.81		10:00:10.240	
3 -	1:35.870	46.970	2:22.840 (3)	74.82	1.866	10:02:33.080	
4 -	1:34.685	47.264	2:21.949 (2)	75.29	0.975	10:04:55.029	

BMCRC - MRO Championships 2024 - Rnd 6 @ Snetterton 300

MRO Minitwins & BMCRC Rookie Minitwins

RACE 2 - BEST SECTORS

SECTOR 1				SECTOR 2				IDEAL / BEST COMPARISON				
POS	NO	NAME	TIME	NO	NAME	TIME	POS	NO	NAME	IDEAL	BEST	DIFF
									PERFECT LAP	2:03.373		
1	333	LINDEMANN	1:22.935	333	LINDEMANN	40.438	1	333	LINDEMANN	2:03.373	2:03.458	0.085
2	22	DOWDS	1:22.995	22	DOWDS	40.580	2	22	DOWDS	2:03.575	2:04.013	0.438
3	1	TWYFORD	1:23.831	1	TWYFORD	41.146	3	1	TWYFORD	2:04.977	2:05.096	0.119
4	66	DUCRAN	1:23.947	66	DUCRAN	41.366	4	66	DUCRAN	2:05.313	2:05.539	0.226
5	33	COSTIN	1:24.607	33	COSTIN	41.712	5	33	COSTIN	2:06.319	2:06.323	0.004
6	21	FINNIS	1:24.745	97	MANN	41.764	6	97	MANN	2:06.589	2:07.497	0.908
7	97	MANN	1:24.825	27	BETTIS	41.832	7	21	FINNIS	2:06.693	2:06.693	0.000
8	27	BETTIS	1:24.999	21	FINNIS	41.948	8	27	BETTIS	2:06.831	2:06.831	0.000
9	19	LILLEY	1:25.080	19	LILLEY	42.028	9	19	LILLEY	2:07.108	2:07.450	0.342
10	115	MAHER	1:26.285	115	MAHER	42.503	10	115	MAHER	2:08.788	2:08.988	0.200
11	35	WALSH	1:26.396	111	BATE	42.901	11	89	BARAN	2:09.598	2:09.735	0.137
12	89	BARAN	1:26.495	15	SVENSEN	42.908	12	35	WALSH	2:09.653	2:09.653	0.000
13	166	KING	1:27.209	89	BARAN	43.103	13	111	BATE	2:10.222	2:10.559	0.337
14	511	BARRETT	1:27.267	35	WALSH	43.257	14	15	SVENSEN	2:10.526	2:10.526	0.000
15	111	BATE	1:27.321	81	MAY	43.310	15	511	BARRETT	2:10.588	2:10.588	0.000
16	3	ARBON	1:27.433	511	BARRETT	43.321	16	166	KING	2:10.668	2:10.668	0.000
17	30	LUFF	1:27.519	122	EGGINTON	43.326	17	30	LUFF	2:10.884	2:11.089	0.205
18	15	SVENSEN	1:27.618	30	LUFF	43.365	18	81	MAY	2:11.253	2:12.007	0.754
19	81	MAY	1:27.943	166	KING	43.459	19	3	ARBON	2:11.294	2:11.962	0.668
20	177	HOPKINS	1:27.999	237	WOOD	43.595	20	122	EGGINTON	2:11.345	2:11.875	0.530
21	122	EGGINTON	1:28.019	177	HOPKINS	43.648	21	177	HOPKINS	2:11.647	2:12.289	0.642
22	293	SMITH	1:28.484	293	SMITH	43.860	22	237	WOOD	2:12.337	2:12.551	0.214
23	14	DAVIES	1:28.635	3	ARBON	43.861	23	293	SMITH	2:12.344	2:12.684	0.340
24	237	WOOD	1:28.742	14	DAVIES	44.226	24	14	DAVIES	2:12.861	2:12.861	0.000
25	70	HALL	1:29.375	77	CRISP	44.512	25	127	CHAM	2:14.636	2:14.743	0.107
26	40	WILKINSON	1:29.747	94	SIGGINS	44.624	26	40	WILKINSON	2:14.693	2:14.693	0.000
27	127	CHAM	1:29.918	127	CHAM	44.718	27	70	HALL	2:14.908	2:15.039	0.131
28	75	SVENSEN	1:30.405	40	WILKINSON	44.946	28	75	SVENSEN	2:15.628	2:16.302	0.674
29	107	GODBOLD	1:30.585	75	SVENSEN	45.223	29	107	GODBOLD	2:15.909	2:16.728	0.819
30	94	SIGGINS	1:31.475	107	GODBOLD	45.324	30	77	CRISP	2:16.037	2:16.316	0.279
31	77	CRISP	1:31.525	70	HALL	45.533	31	94	SIGGINS	2:16.099	2:16.377	0.278
32	158	BRENNAN	1:33.873	158	BRENNAN	46.970	32	158	BRENNAN	2:20.843	2:20.974	0.131
33	373	EAGLING	1:37.836	373	EAGLING	49.231	33	373	EAGLING	2:27.067	2:27.067	0.000
34	251	FERRIS	1:44.407	251	FERRIS	52.380	34	251	FERRIS	2:36.787	2:37.319	0.532
35												

BMCRC - MRO Championships 2024 - Rnd 6 @ Snetterton 300

MRO Minitwins & BMCRC Rookie Minitwins

RACE 2 - STATISTICS

Competitors Started 35
Planned Start 2024-09-01 @ 09:45:00.000
Actual Start 2024-09-01 @ 09:55:17.159
Finish Time 2024-09-01 @ 10:09:54.047
Track Length 2.9689mi.
Total Laps 228
Total Distance Covered 676.9118mi.

Session Fastest Lap History

NO	CL	NAME	LAP TIME	TIME OF DAY	LAP	VEHICLE
333		David LINDEMANN	2:04.861	09:59:32.189	2	Suzuki SV650
22		Darren DOWDS	2:04.201	10:01:36.849	3	Suzuki SV 650
333		David LINDEMANN	2:03.458	10:03:40.401	4	Suzuki SV650

Session Leader History

NO	CL	NAME	FROM LAP	LAPS LED	DISTANCE	VEHICLE
22		Darren DOWDS	1	1	2.96 miles	Suzuki SV 650
333		David LINDEMANN	2	1	2.96 miles	Suzuki SV650
22		Darren DOWDS	3	1	2.96 miles	Suzuki SV 650
333		David LINDEMANN	4	1	2.96 miles	Suzuki SV650
22		Darren DOWDS	5	2	5.93 miles	Suzuki SV 650
333		David LINDEMANN	7	1	2.96 miles	Suzuki SV650

Flag History

TYPE	TIME OF DAY
GREEN	09:55:17.159
FINISH	10:09:54.047

Flag Statistics

TYPE	COUNT	TOTAL LAPS	TOTAL TIME
Green	1	7	16:28.113
Red	0	0	0.000
Safety Car	0	0	0.000
FCY	0	0	0.000

BMCRC - MRO Championships 2024 - Rnd 6 @ Snetterton 300

MRO Minitwins & BMCRC Rookie Minitwins

RACE 2 - STATISTICS

CLASS :

21 Starters

Fastest Lap History

NO	NAME	LAP TIME	TIME OF DAY	LAP	VEHICLE
333	David LINDEMANN	2:04.861	09:59:32.189	2	Suzuki SV650
22	Darren DOWDS	2:04.201	10:01:36.849	3	Suzuki SV 650
333	David LINDEMANN	2:03.458	10:03:40.401	4	Suzuki SV650

Leader History

NO	NAME	FROM LAP	LAPS LED	DISTANCE	VEHICLE
22	Darren DOWDS	1	1	2.96 miles	Suzuki SV 650
333	David LINDEMANN	2	1	2.96 miles	Suzuki SV650
22	Darren DOWDS	3	1	2.96 miles	Suzuki SV 650
333	David LINDEMANN	4	1	2.96 miles	Suzuki SV650
22	Darren DOWDS	5	2	5.93 miles	Suzuki SV 650
333	David LINDEMANN	7	1	2.96 miles	Suzuki SV650

BMCRC - MRO Championships 2024 - Rnd 6 @ Snetterton 300

MRO Minitwins & BMCRC Rookie Minitwins

RACE 2 - STATISTICS

CLASS : RMT

14 Starters

Fastest Lap History

NO	NAME	LAP TIME	TIME OF DAY	LAP	VEHICLE
511	William BARRETT	2:11.574	09:59:47.397	2	Suzuki SV650
511	William BARRETT	2:11.531	10:01:58.929	3	Suzuki SV650
166	Ben KING	2:11.491	10:02:03.385	3	Suzuki SV650
30	David LUFF	2:11.312	10:06:26.713	5	Suzuki SV 650
166	Ben KING	2:10.668	10:08:38.084	6	Suzuki SV650
511	William BARRETT	2:10.588	10:10:46.845	7	Suzuki SV650

Leader History

NO	NAME	FROM LAP	LAPS LED	DISTANCE	VEHICLE
511	William BARRETT	1	7	20.78 miles	Suzuki SV650

BMCRC - MRO Championships 2024 - Rnd 6 @ Snetterton 300

MRO Minitwins & BMCRC Rookie Minitwins

RACE 11 - CLASSIFICATION

Race Distance: 7 Laps / 20.78 miles



POS	NO	CL	PIC	NAME	ENTRY	LAPS	TIME	GAP	DIFF	MPH	BEST	ON	GRD	↑↓
1	333		1	David LINDEMANN	Suzuki SV650 - Giraffe Decorators	7	14:36.931			85.31	2:03.730	7	1	0
2	22		2	Darren DOWDS	Suzuki SV 650 - sublime dsg Ltd	7	14:40.303	3.372	3.372	84.98	2:03.929	6	2	0
3	1		3	David TWYFORD	Suzuki SV650 - IMP Racing, MHP, Chris Cowan	7	14:44.373	7.442	4.070	84.59	2:04.851	3	3	0
4	66		4	Mitch DUCRAN	Suzuki SV650 - JP Haulage	7	14:48.195	11.264	3.822	84.23	2:05.391	3	4	0
5	33		5	Steve COSTIN	Suzuki SV650 - Sublime Designs / ATP Motorsport ATP Motc	7	15:02.104	25.173	13.909	82.93	2:06.989	5	5	0
6	97		6	Alex MANN	Suzuki SV650 - Michael Jones Jeweller, Esprit Group, Eastgr	7	15:03.951	27.020	1.847	82.76	2:06.450	5	9	3
7	19		7	Kevin LILLEY	Suzuki SV650 - Trafalgar Cleaning Eqpt. / Steve Jordan Motc	7	15:04.687	27.756	0.736	82.69	2:07.978	5	8	1
8	115		8	Brian MAHER	Suzuki SV650 - Spraytech /Espresso Solutions	7	15:17.710	40.779	13.023	81.52	2:09.317	3	10	2
9	89		9	Sebastian BARAN	Suzuki SV650 -	7	15:20.459	43.528	2.749	81.28	2:10.103	5	12	3
10	35		10	Tyler WALSH	Suzuki SV650 - KDR Powerlines	7	15:23.715	46.784	3.256	80.99	2:09.840	4	11	1
11	15		11	James SVENSEN	Suzuki SV650S -	7	15:25.477	48.546	1.762	80.84	2:10.435	6	13	2
12	511	RMT	1	William BARRETT	Suzuki SV650 -	7	15:28.212	51.281	2.735	80.60	2:10.576	5	15	3
13	293		12	Leigh SMITH	Suzuki SV650 - Smiths Mechanical Support Ltd, Lamonde Au	7	15:35.174	58.243	6.962	80.00	2:10.451	6	23	10
14	30	RMT	2	David LUFF	Suzuki SV 650 - ATP & Sarah O'Neill	7	15:36.088	59.157	0.914	79.92	2:11.535	5	17	3
15	166	RMT	3	Ben KING	Suzuki SV650 -	7	15:36.858	59.927	0.770	79.85	2:11.951	6	16	1
16	237	RMT	4	Tim WOOD	Suzuki SV650S - Hel Performance	7	15:38.989	1:02.058	2.131	79.67	2:12.161	2	22	6
17	81		13	Malvern MAY	Suzuki SV650 - IMP racing	7	15:39.031	1:02.100	0.042	79.67	2:12.541	3	20	3
18	14	RMT	5	George DAVIES	Suzuki SV650 - little T's Childcare , Alfie Weeks	7	15:40.327	1:03.396	1.296	79.56	2:12.211	6	24	6
19	122	RMT	6	James EGGINTON	Suzuki SV650 - Advance Computer Services - www.ACS.co	7	15:47.499	1:10.568	7.172	78.96	2:13.191	5	18	-1
20	177	RMT	7	Michael HOPKINS	Suzuki SV650 SK1 - MYSELF	7	15:55.203	1:18.272	7.704	78.32	2:14.508	2	21	1
21	127		14	Matthew CHAM	Ducati MONSTER 796 -	7	16:00.643	1:23.712	5.440	77.88	2:14.644	2	26	5
22	70		15	Colin HALL	Suzuki SV650 - safety counts ltd	7	16:03.691	1:26.760	3.048	77.63	2:15.383	7	27	5
23	75	RMT	8	Tom SVENSEN	Suzuki SV650 - Team TSR - HCL Car sales	7	16:07.068	1:30.137	3.377	77.36	2:16.028	7	28	5
24	158		16	Danny BRENNAN	Suzuki SV650 -	7	16:07.106	1:30.175	0.038	77.36	2:16.177	5	32	8
25	94	RMT	9	Martin SIGGINS	Suzuki SV650 - Siggins Property Services	7	16:08.674	1:31.743	1.568	77.23	2:16.227	5	30	5
26	107	RMT	10	Andrew GODBOLD	Suzuki SV650 -	7	16:10.130	1:33.199	1.456	77.12	2:15.950	6	31	5
27	373	RMT	11	Charley EAGLING	Suzuki SV650 -	6	14:55.122	1 Lap	1 Lap	71.64	2:26.098	6	33	6
28	251	RMT	12	Craig FERRIS	Suzuki SV650 - IMP Racing	6	15:50.933	1 Lap	55.811	67.43	2:36.660	2	34	6

NOT CLASSIFIED

DNF	27			Jack BETTIS	Suzuki SV 650 - NB Toolmaking	6	12:54.416	1 Lap		82.80	2:07.237	5	7	
DNF	21			Toby FINNIS	Suzuki SV650R - Crawfords/ Tey Farm Systems/ Harlow Ag	6	12:54.973	1 Lap	0.557	82.74	2:07.514	5	6	
DNF	40			Simon WILKINSON	Suzuki SV650 -	4	9:15.333	3 Laps	2 Laps	76.98	2:16.274	4	25	
DNF	77	RMT		Joshua CRISP	Suzuki SV650 - JMC GUITARWORKS	2	4:42.077	5 Laps	2 Laps	75.78	2:16.470	2	29	
DNF	3			Oliver ARBON	Suzuki SV650 - TT Plumbing & Heating	0							19	

FASTEST LAP

333				David LINDEMANN	Suzuki SV650 - Giraffe Decorators	7	2:03.730			86.38 mph		139.01 kph		
511	RMT			William BARRETT	Suzuki SV650 -	5	2:10.576			81.85 mph		131.73 kph		

Comments:

Class - 92.5% of Race Speed = 78.91 mph

Class RMT - 92.5% of Race Speed = 74.55 mph

Weather / Track : Cloudy / Dry

These results are provisional until the conclusion of any judicial and technical matters.

Date: 01/09/2024 Start: 14:27 Finish: 14:41
Snetterton 300: 2.9689 miles

Clerk Of Course:	Stewards:	Timekeeper:	<i>Craig Smith</i>	
------------------	-----------	-------------	--------------------	---

Results can be found at www.tsl-timing.com

Printed - 14:44 Sunday, 01 September 2024



BMCRC - MRO Championships 2024 - Rnd 6 @ Snetterton 300

MRO Minitwins & BMCRC Rookie Minitwins

RACE 11 - LAP CHART

LAP 1 @ 14:29:28.853

NO	BEHIND	LAP TIME
333		2:10.176
1	0.079	2:10.255
22	0.504	2:10.680
66	0.686	2:10.862
27	3.212	2:13.388
33	3.717	2:13.893
21	3.732	2:13.908
19	3.969	2:14.145
115	5.443	2:15.619
97	6.049	2:16.225
35	6.542	2:16.718
89	7.538	2:17.714
15	8.842	2:19.018
511	8.960	2:19.136
166	10.146	2:20.322
30	10.491	2:20.667
237	10.642	2:20.818
81	11.432	2:21.608
293	11.764	2:21.940
177	12.370	2:22.546
122	12.426	2:22.602
127	13.895	2:24.071
14	14.373	2:24.549
70	15.327	2:25.503
77	15.431	2:25.607
40	15.885	2:26.061
158	16.306	2:26.482
94	16.575	2:26.751
75	16.719	2:26.895
107	17.454	2:27.630
373	27.000	2:37.176
251	31.096	2:41.272

LAP 2 @ 14:31:34.324

NO	BEHIND	LAP TIME
1		2:05.392
333	0.061	2:05.532
22	0.178	2:05.145
66	1.413	2:06.198
27	6.176	2:08.435
21	6.257	2:07.996
33	6.399	2:08.153
19	6.982	2:08.484
115	9.998	2:10.026
97	10.166	2:09.588
35	12.026	2:10.955
89	12.913	2:10.846
15	15.025	2:11.654
511	15.770	2:12.281
237	17.332	2:12.161
30	17.646	2:12.626
166	18.254	2:13.579
293	18.644	2:12.351
81	19.401	2:13.440
122	20.166	2:13.211
177	21.407	2:14.508
14	21.807	2:12.905
127	23.068	2:14.644
70	26.068	2:16.212
77	26.430	2:16.470
40	26.883	2:16.469
158	28.133	2:17.298
94	28.190	2:17.086

75	28.385	2:17.137
107	29.489	2:17.506
373	49.799	2:28.270
251	1:02.285	2:36.660

LAP 3 @ 14:33:38.813

NO	BEHIND	LAP TIME
333		2:04.428
1	0.362	2:04.851
22	0.558	2:04.869
66	2.315	2:05.391
27	10.660	2:08.973
33	10.826	2:08.916
21	10.910	2:09.142
19	12.020	2:09.527
97	14.341	2:08.664
115	14.826	2:09.317
35	18.328	2:10.791
89	18.688	2:10.264
15	21.704	2:11.168
511	22.800	2:11.519
237	25.539	2:12.696
30	26.091	2:12.934
166	26.364	2:12.599
293	26.883	2:12.728
81	27.453	2:12.541
122	29.650	2:13.973
14	29.953	2:12.635
177	32.184	2:15.266
127	33.917	2:15.338
70	38.359	2:16.780
40	38.923	2:16.529
158	39.874	2:16.230
94	40.277	2:16.576
75	41.235	2:17.339
107	43.110	2:18.110
373	1:13.698	2:28.388
251	1:34.482	2:36.686

LAP 4 @ 14:35:43.556

NO	BEHIND	LAP TIME
333		2:04.743
22	0.400	2:04.585
1	0.742	2:05.123
66	3.513	2:05.941
27	14.320	2:08.403
33	14.461	2:08.378
21	14.787	2:08.620
19	15.453	2:08.176
97	16.199	2:06.601
115	20.113	2:10.030
35	23.425	2:09.840
89	24.050	2:10.105
15	28.042	2:11.081
511	28.749	2:10.692
30	33.673	2:12.325
166	33.951	2:12.330
293	35.010	2:12.870
237	35.183	2:14.387
81	35.396	2:12.686
14	37.469	2:12.259
122	38.721	2:13.814
177	42.490	2:15.049
127	45.225	2:16.051
70	50.241	2:16.625

40	50.454	2:16.274
158	51.927	2:16.796
94	52.320	2:16.786
75	53.001	2:16.509
107	55.576	2:17.209
373	1:36.710	2:27.755

LAP 5 @ 14:37:47.978

NO	BEHIND	LAP TIME
333		2:04.422
22	1.029	2:05.051
1	1.326	2:05.006
251	1 Lap	2:36.877
66	5.208	2:06.117
33	17.028	2:06.989
27	17.135	2:07.237
21	17.879	2:07.514
97	18.227	2:06.450
19	19.009	2:07.978
115	26.301	2:10.610
35	29.456	2:10.453
89	29.731	2:10.103
15	34.208	2:10.588
511	34.903	2:10.576
30	40.786	2:11.535
166	41.719	2:12.190
293	42.234	2:11.646
237	43.141	2:12.380
81	43.516	2:12.542
14	45.441	2:12.394
122	47.490	2:13.191
177	54.527	2:16.459
127	56.475	2:15.672
70	1:02.878	2:17.059
158	1:03.682	2:16.177
94	1:04.125	2:16.227
75	1:05.109	2:16.530
107	1:07.833	2:16.679
373	1:59.723	2:27.435

LAP 6 @ 14:39:51.878

NO	BEHIND	LAP TIME
333		2:03.900
22	1.058	2:03.929
1	3.084	2:05.658
66	7.995	2:06.687
33	21.120	2:07.992
27	21.215	2:07.980
21	21.772	2:07.793
97	21.824	2:07.497
19	23.345	2:08.236
115	33.133	2:10.732
89	36.046	2:10.215
35	37.745	2:12.189
251	1 Lap	2:41.953
15	40.743	2:10.435
511	41.795	2:10.792
30	48.693	2:11.807
293	48.785	2:10.451
166	49.770	2:11.951
237	51.741	2:12.500
81	52.705	2:13.089
14	53.752	2:12.211
122	57.570	2:13.980
177	1:05.656	2:15.029

127	1:08.500	2:15.925
70	1:15.107	2:16.129
158	1:16.416	2:16.634
75	1:17.839	2:16.630
94	1:17.940	2:17.715
107	1:19.883	2:15.950

LAP 7 @ 14:41:55.608

NO	BEHIND	LAP TIME
333		2:03.730
22	3.372	2:06.044
1	7.442	2:08.088
66	11.264	2:06.999
373	1 Lap	2:26.098
33	25.173	2:07.783
97	27.020	2:08.926
19	27.756	2:08.141
115	40.779	2:11.376
89	43.528	2:11.212
35	46.784	2:12.769
15	48.546	2:11.533
511	51.281	2:13.216
293	58.243	2:13.188
30	59.157	2:14.194
166	59.927	2:13.887
237	1:02.058	2:14.047
81	1:02.100	2:13.125
14	1:03.396	2:13.374
122	1:10.568	2:16.728
251	1 Lap	2:37.485
177	1:18.272	2:16.346
127	1:23.712	2:18.942
70	1:26.760	2:15.383
75	1:30.137	2:16.028
158	1:30.175	2:17.489
94	1:31.743	2:17.533
107	1:33.199	2:17.046

BMCRC - MRO Championships 2024 - Rnd 6 @ Snetterton 300

MRO Minitwins & BMCRC Rookie Minitwins

RACE 11 - POSITION CHART

No	Name	Lap Pos	1	2	3	4	5	6	7
			333	LINDEMANN	1	333	1	333	333
22	DOWDS	2	1	333	1	22	22	22	22
1	TWYFORD	3	22	22	22	1	1	1	1
66	DUCRAN	4	66	66	66	66	66	66	66
33	COSTIN	5	27	27	27	27	33	33	33
21	FINNIS	6	33	21	33	33	27	27	97
27	BETTIS	7	21	33	21	21	21	21	19
19	LILLEY	8	19	19	19	19	97	97	115
97	MANN	9	115	115	97	97	19	19	89
115	MAHER	10	97	97	115	115	115	115	35
35	WALSH	11	35	35	35	35	35	89	15
89	BARAN	12	89	89	89	89	89	35	511
15	SVENSEN	13	15	15	15	15	15	15	293
511	BARRETT	14	511	511	511	511	511	511	30
166	KING	15	166	237	237	30	30	30	166
30	LUFF	16	30	30	30	166	166	293	237
122	EGGINTON	17	237	166	166	293	293	166	81
3	ARBON	18	81	293	293	237	237	237	14
81	MAY	19	293	81	81	81	81	81	122
177	HOPKINS	20	177	122	122	14	14	14	177
237	WOOD	21	122	177	14	122	122	122	127
293	SMITH	22	127	14	177	177	177	177	70
14	DAVIES	23	14	127	127	127	127	127	75
40	WILKINSON	24	70	70	70	70	70	70	158
127	CHAM	25	77	77	40	40	158	158	94
70	HALL	26	40	40	158	158	94	75	107
75	SVENSEN	27	158	158	94	94	75	94	
77	CRISP	28	94	94	75	75	107	107	
94	SIGGINS	29	75	75	107	107	373	373	
107	GODBOLD	30	107	107	373	373	251	251	
158	BRENNAN	31	373	373	251	251			
373	EAGLING	32	251	251					
251	FERRIS	33							

BMCRC - MRO Championships 2024 - Rnd 6 @ Snetterton 300

MRO Minitwins & BMCRC Rookie Minitwins

RACE 11 - SECTOR ANALYSIS



SECTOR 1 = FL to I1, SECTOR 2 = I1 to FL, DIFF = Difference To Personal Best Lap, P = Crossed Finish Line in Pit Lane, D = Time Disallowed

P1 333		David LINDEMANN		Suzuki SV650 - Giraffe Decorators			
IDEAL LAP TIME : 2:03.711		BEST LAP TIME : 2:03.730		DIFFERENCE : 0.019			
LAP	SECTOR 1	SECTOR 2	LAP TIME	MPH	DIFF	TIME OF DAY	
1 -		41.379	2:10.176	82.10	6.446	14:29:28.853	
2 -	1:23.779	41.753	2:05.532	85.14	1.802	14:31:34.385	
3 -	1:23.676	40.752	2:04.428	85.89	0.698	14:33:38.813	
4 -	1:23.989	40.754	2:04.743	85.68	1.013	14:35:43.556	
5 -	1:23.221	41.201	2:04.422 (3)	85.90	0.692	14:37:47.978	
6 -	1:23.043	40.857	2:03.900 (2)	86.26	0.170	14:39:51.878	
7 -	1:23.062	40.668	2:03.730 (1)	86.38		14:41:55.608	

P2 22		Darren DOWDS		Suzuki SV 650 - sublime dsg Ltd			
IDEAL LAP TIME : 2:03.664		BEST LAP TIME : 2:03.929		DIFFERENCE : 0.265			
LAP	SECTOR 1	SECTOR 2	LAP TIME	MPH	DIFF	TIME OF DAY	
1 -		41.449	2:10.680	81.78	6.751	14:29:29.357	
2 -	1:23.873	41.272	2:05.145	85.40	1.216	14:31:34.502	
3 -	1:23.850	41.019	2:04.869 (3)	85.59	0.940	14:33:39.371	
4 -	1:23.540	41.045	2:04.585 (2)	85.78	0.656	14:35:43.956	
5 -	1:22.857	42.194	2:05.051	85.46	1.122	14:37:49.007	
6 -	1:23.122	40.807	2:03.929 (1)	86.24		14:39:52.936	
7 -	1:24.256	41.788	2:06.044	84.79	2.115	14:41:58.980	

P3 1		David TWYFORD		Suzuki SV650 - IMP Racing, MHP, Chris Cowan			
IDEAL LAP TIME : 2:04.264		BEST LAP TIME : 2:04.851		DIFFERENCE : 0.587			
LAP	SECTOR 1	SECTOR 2	LAP TIME	MPH	DIFF	TIME OF DAY	
1 -		41.316	2:10.255	82.05	5.404	14:29:28.932	
2 -	1:23.666	41.726	2:05.392	85.23	0.541	14:31:34.324	
3 -	1:23.845	41.006	2:04.851 (1)	85.60		14:33:39.175	
4 -	1:23.704	41.419	2:05.123 (3)	85.42	0.272	14:35:44.298	
5 -	1:23.258	41.748	2:05.006 (2)	85.50	0.155	14:37:49.304	
6 -	1:23.917	41.741	2:05.658	85.05	0.807	14:39:54.962	
7 -	1:26.042	42.046	2:08.088	83.44	3.237	14:42:03.050	

P4 66		Mitch DUCRAN		Suzuki SV650 - JP Haulage			
IDEAL LAP TIME : 2:05.391		BEST LAP TIME : 2:05.391		DIFFERENCE : 0.000			
LAP	SECTOR 1	SECTOR 2	LAP TIME	MPH	DIFF	TIME OF DAY	
1 -		41.529	2:10.862	81.67	5.471	14:29:29.539	
2 -	1:24.603	41.595	2:06.198	84.69	0.807	14:31:35.737	
3 -	1:23.991	41.400	2:05.391 (1)	85.23		14:33:41.128	
4 -	1:24.416	41.525	2:05.941 (2)	84.86	0.550	14:35:47.069	
5 -	1:24.504	41.613	2:06.117 (3)	84.74	0.726	14:37:53.186	
6 -	1:25.192	41.495	2:06.687	84.36	1.296	14:39:59.873	
7 -	1:25.201	41.798	2:06.999	84.15	1.608	14:42:06.872	

P5 33		Steve COSTIN		Suzuki SV650 - Sublime Designs / ATP Motorsport ATP Motorsp			
IDEAL LAP TIME : 2:06.989		BEST LAP TIME : 2:06.989		DIFFERENCE : 0.000			
LAP	SECTOR 1	SECTOR 2	LAP TIME	MPH	DIFF	TIME OF DAY	
1 -		43.120	2:13.893	79.82	6.904	14:29:32.570	
2 -	1:25.594	42.559	2:08.153	83.40	1.164	14:31:40.723	
3 -	1:26.128	42.788	2:08.916	82.90	1.927	14:33:49.639	
4 -	1:26.091	42.287	2:08.378	83.25	1.389	14:35:58.017	
5 -	1:25.217	41.772	2:06.989 (1)	84.16		14:38:05.006	
6 -	1:25.712	42.280	2:07.992 (3)	83.50	1.003	14:40:12.998	
7 -	1:25.845	41.938	2:07.783 (2)	83.64	0.794	14:42:20.781	

BMCRC - MRO Championships 2024 - Rnd 6 @ Snetterton 300

MRO Minitwins & BMCRC Rookie Minitwins

RACE 11 - SECTOR ANALYSIS



SECTOR 1 = FL to I1, SECTOR 2 = I1 to FL, DIFF = Difference To Personal Best Lap, P = Crossed Finish Line in Pit Lane, D = Time Disallowed

P6 97 Alex MANN		Suzuki SV650 - Michael Jones Jeweller, Esprit Group, Eastgate				
IDEAL LAP TIME : 2:06.447		BEST LAP TIME : 2:06.450		DIFFERENCE : 0.003		
LAP	SECTOR 1	SECTOR 2	LAP TIME	MPH	DIFF	TIME OF DAY
1 -		42.923	2:16.225	78.45	9.775	14:29:34.902
2 -	1:26.776	42.812	2:09.588	82.47	3.138	14:31:44.490
3 -	1:26.369	42.295	2:08.664	83.06	2.214	14:33:53.154
4 -	1:25.048	41.553	2:06.601 (2)	84.42	0.151	14:35:59.755
5 -	1:24.894	41.556	2:06.450 (1)	84.52		14:38:06.205
6 -	1:24.975	42.522	2:07.497 (3)	83.83	1.047	14:40:13.702
7 -	1:26.021	42.905	2:08.926	82.90	2.476	14:42:22.628

P7 19 Kevin LILLEY		Suzuki SV650 - Trafalgar Cleaning Eqpt. / Steve Jordan Motorcy				
IDEAL LAP TIME : 2:07.957		BEST LAP TIME : 2:07.978		DIFFERENCE : 0.021		
LAP	SECTOR 1	SECTOR 2	LAP TIME	MPH	DIFF	TIME OF DAY
1 -		42.670	2:14.145	79.67	6.167	14:29:32.822
2 -	1:26.070	42.414	2:08.484	83.18	0.506	14:31:41.306
3 -	1:27.100	42.427	2:09.527	82.51	1.549	14:33:50.833
4 -	1:25.737	42.439	2:08.176 (3)	83.38	0.198	14:35:59.009
5 -	1:25.758	42.220	2:07.978 (1)	83.51		14:38:06.987
6 -	1:25.945	42.291	2:08.236	83.34	0.258	14:40:15.223
7 -	1:25.755	42.386	2:08.141 (2)	83.40	0.163	14:42:23.364

P8 115 Brian MAHER		Suzuki SV650 - Spraytech /Espresso Solutions				
IDEAL LAP TIME : 2:09.220		BEST LAP TIME : 2:09.317		DIFFERENCE : 0.097		
LAP	SECTOR 1	SECTOR 2	LAP TIME	MPH	DIFF	TIME OF DAY
1 -		42.859	2:15.619	78.80	6.302	14:29:34.296
2 -	1:27.374	42.652	2:10.026 (2)	82.19	0.709	14:31:44.322
3 -	1:26.568	42.749	2:09.317 (1)	82.65		14:33:53.639
4 -	1:26.896	43.134	2:10.030 (3)	82.19	0.713	14:36:03.669
5 -	1:27.542	43.068	2:10.610	81.83	1.293	14:38:14.279
6 -	1:27.243	43.489	2:10.732	81.75	1.415	14:40:25.011
7 -	1:27.552	43.824	2:11.376	81.35	2.059	14:42:36.387

P9 89 Sebastian BARAN		Suzuki SV650 -				
IDEAL LAP TIME : 2:09.729		BEST LAP TIME : 2:10.103		DIFFERENCE : 0.374		
LAP	SECTOR 1	SECTOR 2	LAP TIME	MPH	DIFF	TIME OF DAY
1 -		43.568	2:17.714	77.61	7.611	14:29:36.391
2 -	1:27.698	43.148	2:10.846	81.68	0.743	14:31:47.237
3 -	1:27.141	43.123	2:10.264	82.04	0.161	14:33:57.501
4 -	1:27.043	43.062	2:10.105 (2)	82.14	0.002	14:36:07.606
5 -	1:26.667	43.436	2:10.103 (1)	82.15		14:38:17.709
6 -	1:26.999	43.216	2:10.215 (3)	82.08	0.112	14:40:27.924
7 -	1:27.359	43.853	2:11.212	81.45	1.109	14:42:39.136

P10 35 Tyler WALSH		Suzuki SV650 - KDR Powerlines				
IDEAL LAP TIME : 2:09.840		BEST LAP TIME : 2:09.840		DIFFERENCE : 0.000		
LAP	SECTOR 1	SECTOR 2	LAP TIME	MPH	DIFF	TIME OF DAY
1 -		43.564	2:16.718	78.17	6.878	14:29:35.395
2 -	1:27.450	43.505	2:10.955	81.61	1.115	14:31:46.350
3 -	1:27.218	43.573	2:10.791 (3)	81.71	0.951	14:33:57.141
4 -	1:26.664	43.176	2:09.840 (1)	82.31		14:36:06.981
5 -	1:26.971	43.482	2:10.453 (2)	81.93	0.613	14:38:17.434
6 -	1:27.281	44.908	2:12.189	80.85	2.349	14:40:29.623
7 -	1:28.386	44.383	2:12.769	80.50	2.929	14:42:42.392

BMCRC - MRO Championships 2024 - Rnd 6 @ Snetterton 300

MRO Minitwins & BMCRC Rookie Minitwins

RACE 11 - SECTOR ANALYSIS



SECTOR 1 = FL to I1, SECTOR 2 = I1 to FL, DIFF = Difference To Personal Best Lap, P = Crossed Finish Line in Pit Lane, D = Time Disallowed

P11 15		James SVENSEN		Suzuki SV650S -			
IDEAL LAP TIME : 2:10.426		BEST LAP TIME : 2:10.435		DIFFERENCE : 0.009			
LAP	SECTOR 1	SECTOR 2	LAP TIME	MPH	DIFF	TIME OF DAY	
1 -		43.642	2:19.018	76.88	8.583	14:29:37.695	
2 -	1:28.461	43.193	2:11.654	81.18	1.219	14:31:49.349	
3 -	1:27.991	43.177	2:11.168	81.48	0.733	14:34:00.517	
4 -	1:27.919	43.162	2:11.081 (3)	81.53	0.646	14:36:11.598	
5 -	1:27.780	42.808	2:10.588 (2)	81.84	0.153	14:38:22.186	
6 -	1:27.618	42.817	2:10.435 (1)	81.94		14:40:32.621	
7 -	1:28.320	43.213	2:11.533	81.25	1.098	14:42:44.154	

P12 511 RMT		William BARRETT		Suzuki SV650 -			
IDEAL LAP TIME : 2:10.440		BEST LAP TIME : 2:10.576		DIFFERENCE : 0.136			
LAP	SECTOR 1	SECTOR 2	LAP TIME	MPH	DIFF	TIME OF DAY	
1 -		43.718	2:19.136	76.81	8.560	14:29:37.813	
2 -	1:28.683	43.598	2:12.281	80.79	1.705	14:31:50.094	
3 -	1:28.032	43.487	2:11.519	81.26	0.943	14:34:01.613	
4 -	1:27.607	43.085	2:10.692 (2)	81.78	0.116	14:36:12.305	
5 -	1:27.371	43.205	2:10.576 (1)	81.85		14:38:22.881	
6 -	1:27.723	43.069	2:10.792 (3)	81.71	0.216	14:40:33.673	
7 -	1:28.539	44.677	2:13.216	80.23	2.640	14:42:46.889	

P13 293		Leigh SMITH		Suzuki SV650 - Smiths Mechanical Support Ltd, Lamonde Autor			
IDEAL LAP TIME : 2:10.451		BEST LAP TIME : 2:10.451		DIFFERENCE : 0.000			
LAP	SECTOR 1	SECTOR 2	LAP TIME	MPH	DIFF	TIME OF DAY	
1 -		44.541	2:21.940	75.29	11.489	14:29:40.617	
2 -	1:28.177	44.174	2:12.351 (3)	80.75	1.900	14:31:52.968	
3 -	1:28.732	43.996	2:12.728	80.52	2.277	14:34:05.696	
4 -	1:28.901	43.969	2:12.870	80.44	2.419	14:36:18.566	
5 -	1:27.164	44.482	2:11.646 (2)	81.18	1.195	14:38:30.212	
6 -	1:27.063	43.388	2:10.451 (1)	81.93		14:40:40.663	
7 -	1:28.120	45.068	2:13.188	80.24	2.737	14:42:53.851	

P14 30 RMT		David LUFF		Suzuki SV 650 - ATP & Sarah O'Neill			
IDEAL LAP TIME : 2:11.535		BEST LAP TIME : 2:11.535		DIFFERENCE : 0.000			
LAP	SECTOR 1	SECTOR 2	LAP TIME	MPH	DIFF	TIME OF DAY	
1 -		44.208	2:20.667	75.98	9.132	14:29:39.344	
2 -	1:28.762	43.864	2:12.626	80.58	1.091	14:31:51.970	
3 -	1:29.115	43.819	2:12.934	80.40	1.399	14:34:04.904	
4 -	1:28.292	44.033	2:12.325 (3)	80.77	0.790	14:36:17.229	
5 -	1:27.770	43.765	2:11.535 (1)	81.25		14:38:28.764	
6 -	1:27.998	43.809	2:11.807 (2)	81.08	0.272	14:40:40.571	
7 -	1:28.455	45.739	2:14.194	79.64	2.659	14:42:54.765	

P15 166 RMT		Ben KING		Suzuki SV650 -			
IDEAL LAP TIME : 2:11.537		BEST LAP TIME : 2:11.951		DIFFERENCE : 0.414			
LAP	SECTOR 1	SECTOR 2	LAP TIME	MPH	DIFF	TIME OF DAY	
1 -		44.451	2:20.322	76.16	8.371	14:29:38.999	
2 -	1:29.112	44.467	2:13.579	80.01	1.628	14:31:52.578	
3 -	1:28.639	43.960	2:12.599	80.60	0.648	14:34:05.177	
4 -	1:27.939	44.391	2:12.330 (3)	80.76	0.379	14:36:17.507	
5 -	1:28.043	44.147	2:12.190 (2)	80.85	0.239	14:38:29.697	
6 -	1:27.577	44.374	2:11.951 (1)	81.00		14:40:41.648	
7 -	1:28.903	44.984	2:13.887	79.82	1.936	14:42:55.535	

BMCRC - MRO Championships 2024 - Rnd 6 @ Snetterton 300

MRO Minitwins & BMCRC Rookie Minitwins

RACE 11 - SECTOR ANALYSIS



SECTOR 1 = FL to I1, SECTOR 2 = I1 to FL, DIFF = Difference To Personal Best Lap, P = Crossed Finish Line in Pit Lane, D = Time Disallowed

P16 237 RMT		Tim WOOD		Suzuki SV650S - Hel Performance			
IDEAL LAP TIME : 2:11.809		BEST LAP TIME : 2:12.161		DIFFERENCE : 0.352			
LAP	SECTOR 1	SECTOR 2	LAP TIME	MPH	DIFF	TIME OF DAY	
1 -		43.568	2:20.818	75.89	8.657	14:29:39.495	
2 -	1:28.241	43.920	2:12.161 (1)	80.87		14:31:51.656	
3 -	1:28.646	44.050	2:12.696	80.54	0.535	14:34:04.352	
4 -	1:29.434	44.953	2:14.387	79.53	2.226	14:36:18.739	
5 -	1:28.337	44.043	2:12.380 (2)	80.73	0.219	14:38:31.119	
6 -	1:28.428	44.072	2:12.500 (3)	80.66	0.339	14:40:43.619	
7 -	1:28.766	45.281	2:14.047	79.73	1.886	14:42:57.666	

P17 81		Malvern MAY		Suzuki SV650 - IMP racing			
IDEAL LAP TIME : 2:11.844		BEST LAP TIME : 2:12.541		DIFFERENCE : 0.697			
LAP	SECTOR 1	SECTOR 2	LAP TIME	MPH	DIFF	TIME OF DAY	
1 -		44.340	2:21.608	75.47	9.067	14:29:40.285	
2 -	1:29.595	43.845	2:13.440	80.09	0.899	14:31:53.725	
3 -	1:29.134	43.407	2:12.541 (1)	80.63		14:34:06.266	
4 -	1:29.194	43.492	2:12.686 (3)	80.55	0.145	14:36:18.952	
5 -	1:28.512	44.030	2:12.542 (2)	80.63	0.001	14:38:31.494	
6 -	1:29.265	43.824	2:13.089	80.30	0.548	14:40:44.583	
7 -	1:29.793	43.332	2:13.125	80.28	0.584	14:42:57.708	

P18 14 RMT		George DAVIES		Suzuki SV650 - little T's Childcare , Alfie Weeks			
IDEAL LAP TIME : 2:12.087		BEST LAP TIME : 2:12.211		DIFFERENCE : 0.124			
LAP	SECTOR 1	SECTOR 2	LAP TIME	MPH	DIFF	TIME OF DAY	
1 -		45.168	2:24.549	73.94	12.338	14:29:43.226	
2 -	1:28.559	44.346	2:12.905	80.41	0.694	14:31:56.131	
3 -	1:28.640	43.995	2:12.635	80.58	0.424	14:34:08.766	
4 -	1:28.092	44.167	2:12.259 (2)	80.81	0.048	14:36:21.025	
5 -	1:28.379	44.015	2:12.394 (3)	80.72	0.183	14:38:33.419	
6 -	1:28.189	44.022	2:12.211 (1)	80.84		14:40:45.630	
7 -	1:28.671	44.703	2:13.374	80.13	1.163	14:42:59.004	

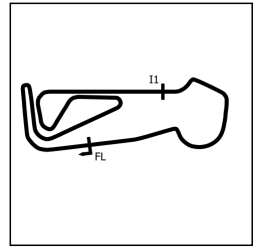
P19 122 RMT		James EGGINTON		Suzuki SV650 - Advance Computer Services - www.ACS.co.uk			
IDEAL LAP TIME : 2:13.098		BEST LAP TIME : 2:13.191		DIFFERENCE : 0.093			
LAP	SECTOR 1	SECTOR 2	LAP TIME	MPH	DIFF	TIME OF DAY	
1 -		44.703	2:22.602	74.95	9.411	14:29:41.279	
2 -	1:28.944	44.267	2:13.211 (2)	80.23	0.020	14:31:54.490	
3 -	1:29.604	44.369	2:13.973	79.77	0.782	14:34:08.463	
4 -	1:29.227	44.587	2:13.814 (3)	79.87	0.623	14:36:22.277	
5 -	1:29.037	44.154	2:13.191 (1)	80.24		14:38:35.468	
6 -	1:29.684	44.296	2:13.980	79.77	0.789	14:40:49.448	
7 -	1:30.146	46.582	2:16.728	78.17	3.537	14:43:06.176	

P20 177 RMT		Michael HOPKINS		Suzuki SV650 SK1 - MYSELF			
IDEAL LAP TIME : 2:14.393		BEST LAP TIME : 2:14.508		DIFFERENCE : 0.115			
LAP	SECTOR 1	SECTOR 2	LAP TIME	MPH	DIFF	TIME OF DAY	
1 -		44.658	2:22.546	74.97	8.038	14:29:41.223	
2 -	1:29.735	44.773	2:14.508 (1)	79.46		14:31:55.731	
3 -	1:30.156	45.110	2:15.266	79.01	0.758	14:34:10.997	
4 -	1:30.106	44.943	2:15.049 (3)	79.14	0.541	14:36:26.046	
5 -	1:30.953	45.506	2:16.459	78.32	1.951	14:38:42.505	
6 -	1:30.359	44.670	2:15.029 (2)	79.15	0.521	14:40:57.534	
7 -	1:31.114	45.232	2:16.346	78.38	1.838	14:43:13.880	

BMCRC - MRO Championships 2024 - Rnd 6 @ Snetterton 300

MRO Minitwins & BMCRC Rookie Minitwins

RACE 11 - SECTOR ANALYSIS



SECTOR 1 = FL to I1, SECTOR 2 = I1 to FL, DIFF = Difference To Personal Best Lap, P = Crossed Finish Line in Pit Lane, D = Time Disallowed

P21 127		Matthew CHAM		Ducati MONSTER 796 -			
IDEAL LAP TIME : 2:14.644		BEST LAP TIME : 2:14.644		DIFFERENCE : 0.000			
LAP	SECTOR 1	SECTOR 2	LAP TIME	MPH	DIFF	TIME OF DAY	
1 -		45.052	2:24.071	74.18	9.427	14:29:42.748	
2 -	1:30.051	44.593	2:14.644 (1)	79.38		14:31:57.392	
3 -	1:30.224	45.114	2:15.338 (2)	78.97	0.694	14:34:12.730	
4 -	1:31.103	44.948	2:16.051	78.55	1.407	14:36:28.781	
5 -	1:30.809	44.863	2:15.672 (3)	78.77	1.028	14:38:44.453	
6 -	1:30.597	45.328	2:15.925	78.63	1.281	14:41:00.378	
7 -	1:31.208	47.734	2:18.942	76.92	4.298	14:43:19.320	

P22 70		Colin HALL		Suzuki SV650 - safety counts ltd			
IDEAL LAP TIME : 2:15.316		BEST LAP TIME : 2:15.383		DIFFERENCE : 0.067			
LAP	SECTOR 1	SECTOR 2	LAP TIME	MPH	DIFF	TIME OF DAY	
1 -		46.468	2:25.503	73.45	10.120	14:29:44.180	
2 -	1:30.581	45.631	2:16.212 (3)	78.46	0.829	14:32:00.392	
3 -	1:30.727	46.053	2:16.780	78.14	1.397	14:34:17.172	
4 -	1:31.086	45.539	2:16.625	78.22	1.242	14:36:33.797	
5 -	1:31.115	45.944	2:17.059	77.98	1.676	14:38:50.856	
6 -	1:30.663	45.466	2:16.129 (2)	78.51	0.746	14:41:06.985	
7 -	1:29.850	45.533	2:15.383 (1)	78.94		14:43:22.368	

P23 75 RMT		Tom SVENSEN		Suzuki SV650 - Team TSR - HCL Car sales			
IDEAL LAP TIME : 2:15.546		BEST LAP TIME : 2:16.028		DIFFERENCE : 0.482			
LAP	SECTOR 1	SECTOR 2	LAP TIME	MPH	DIFF	TIME OF DAY	
1 -		45.677	2:26.895	72.75	10.867	14:29:45.572	
2 -	1:31.869	45.268	2:17.137	77.93	1.109	14:32:02.709	
3 -	1:32.101	45.238	2:17.339	77.82	1.311	14:34:20.048	
4 -	1:30.702	45.807	2:16.509 (2)	78.29	0.481	14:36:36.557	
5 -	1:31.095	45.435	2:16.530 (3)	78.28	0.502	14:38:53.087	
6 -	1:30.828	45.802	2:16.630	78.22	0.602	14:41:09.717	
7 -	1:30.308	45.720	2:16.028 (1)	78.57		14:43:25.745	

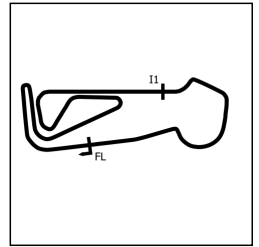
P24 158		Danny BRENNAN		Suzuki SV650 -			
IDEAL LAP TIME : 2:15.885		BEST LAP TIME : 2:16.177		DIFFERENCE : 0.292			
LAP	SECTOR 1	SECTOR 2	LAP TIME	MPH	DIFF	TIME OF DAY	
1 -		45.626	2:26.482	72.96	10.305	14:29:45.159	
2 -	1:31.600	45.698	2:17.298	77.84	1.121	14:32:02.457	
3 -	1:31.048	45.182	2:16.230 (2)	78.45	0.053	14:34:18.687	
4 -	1:31.838	44.958	2:16.796	78.13	0.619	14:36:35.483	
5 -	1:30.927	45.250	2:16.177 (1)	78.48		14:38:51.660	
6 -	1:31.342	45.292	2:16.634 (3)	78.22	0.457	14:41:08.294	
7 -	1:31.170	46.319	2:17.489	77.73	1.312	14:43:25.783	

P25 94 RMT		Martin SIGGINS		Suzuki SV650 - Siggins Property Services			
IDEAL LAP TIME : 2:15.945		BEST LAP TIME : 2:16.227		DIFFERENCE : 0.282			
LAP	SECTOR 1	SECTOR 2	LAP TIME	MPH	DIFF	TIME OF DAY	
1 -		45.916	2:26.751	72.83	10.524	14:29:45.428	
2 -	1:31.574	45.512	2:17.086	77.96	0.859	14:32:02.514	
3 -	1:31.293	45.283	2:16.576 (2)	78.25	0.349	14:34:19.090	
4 -	1:31.326	45.460	2:16.786 (3)	78.13	0.559	14:36:35.876	
5 -	1:30.662	45.565	2:16.227 (1)	78.45		14:38:52.103	
6 -	1:31.970	45.745	2:17.715	77.61	1.488	14:41:09.818	
7 -	1:31.726	45.807	2:17.533	77.71	1.306	14:43:27.351	

BMCRC - MRO Championships 2024 - Rnd 6 @ Snetterton 300

MRO Minitwins & BMCRC Rookie Minitwins

RACE 11 - SECTOR ANALYSIS



SECTOR 1 = FL to I1, SECTOR 2 = I1 to FL, DIFF = Difference To Personal Best Lap, P = Crossed Finish Line in Pit Lane, D = Time Disallowed

P26 107 RMT Andrew GODBOLD		Suzuki SV650 -				
IDEAL LAP TIME : 2:15.869		BEST LAP TIME : 2:15.950		DIFFERENCE : 0.081		
LAP	SECTOR 1	SECTOR 2	LAP TIME	MPH	DIFF	TIME OF DAY
1 -		46.133	2:27.630	72.39	11.680	14:29:46.307
2 -	1:31.358	46.148	2:17.506	77.72	1.556	14:32:03.813
3 -	1:31.664	46.446	2:18.110	77.38	2.160	14:34:21.923
4 -	1:30.731	46.478	2:17.209	77.89	1.259	14:36:39.132
5 -	1:31.168	45.511	2:16.679 (2)	78.19	0.729	14:38:55.811
6 -	1:30.358	45.592	2:15.950 (1)	78.61		14:41:11.761
7 -	1:30.993	46.053	2:17.046 (3)	77.98	1.096	14:43:28.807

P27 373 RMT Charley EAGLING		Suzuki SV650 -				
IDEAL LAP TIME : 2:26.098		BEST LAP TIME : 2:26.098		DIFFERENCE : 0.000		
LAP	SECTOR 1	SECTOR 2	LAP TIME	MPH	DIFF	TIME OF DAY
1 -		49.918	2:37.176	68.00	11.078	14:29:55.853
2 -	1:39.154	49.116	2:28.270	72.08	2.172	14:32:24.123
3 -	1:38.991	49.397	2:28.388	72.02	2.290	14:34:52.511
4 -	1:38.706	49.049	2:27.755 (3)	72.33	1.657	14:37:20.266
5 -	1:37.450	49.985	2:27.435 (2)	72.49	1.337	14:39:47.701
6 -	1:37.415	48.683	2:26.098 (1)	73.15		14:42:13.799

P28 251 RMT Craig FERRIS		Suzuki SV650 - IMP Racing				
IDEAL LAP TIME : 2:35.422		BEST LAP TIME : 2:36.660		DIFFERENCE : 1.238		
LAP	SECTOR 1	SECTOR 2	LAP TIME	MPH	DIFF	TIME OF DAY
1 -		51.330	2:41.272	66.27	4.612	14:29:59.949
2 -	1:44.343	52.317	2:36.660 (1)	68.22		14:32:36.609
3 -	1:44.092	52.594	2:36.686 (2)	68.21	0.026	14:35:13.295
4 -	1:44.207	52.670	2:36.877 (3)	68.13	0.217	14:37:50.172
5 -	1:45.235	56.718	2:41.953	65.99	5.293	14:40:32.125
6 -	1:45.022	52.463	2:37.485	67.86	0.825	14:43:09.610

P29 27 Jack BETTIS		Suzuki SV 650 - NB Toolmaking				
IDEAL LAP TIME : 2:07.237		BEST LAP TIME : 2:07.237		DIFFERENCE : 0.000		
LAP	SECTOR 1	SECTOR 2	LAP TIME	MPH	DIFF	TIME OF DAY
1 -		42.651	2:13.388	80.12	6.151	14:29:32.065
2 -	1:25.868	42.567	2:08.435	83.21	1.198	14:31:40.500
3 -	1:26.181	42.792	2:08.973	82.87	1.736	14:33:49.473
4 -	1:26.135	42.268	2:08.403 (3)	83.23	1.166	14:35:57.876
5 -	1:25.302	41.935	2:07.237 (1)	84.00		14:38:05.113
6 -	1:25.816	42.164	2:07.980 (2)	83.51	0.743	14:40:13.093

P30 21 Toby FINNIS		Suzuki SV650R - Crawfords/ Tey Farm Systems/ Harlow Ag				
IDEAL LAP TIME : 2:07.460		BEST LAP TIME : 2:07.514		DIFFERENCE : 0.054		
LAP	SECTOR 1	SECTOR 2	LAP TIME	MPH	DIFF	TIME OF DAY
1 -		42.662	2:13.908	79.81	6.394	14:29:32.585
2 -	1:25.454	42.542	2:07.996 (3)	83.50	0.482	14:31:40.581
3 -	1:26.284	42.858	2:09.142	82.76	1.628	14:33:49.723
4 -	1:26.231	42.389	2:08.620	83.09	1.106	14:35:58.343
5 -	1:25.326	42.188	2:07.514 (1)	83.81		14:38:05.857
6 -	1:25.272	42.521	2:07.793 (2)	83.63	0.279	14:40:13.650

P31 40 Simon WILKINSON		Suzuki SV650 -				
IDEAL LAP TIME : 2:16.033		BEST LAP TIME : 2:16.274		DIFFERENCE : 0.241		
LAP	SECTOR 1	SECTOR 2	LAP TIME	MPH	DIFF	TIME OF DAY
1 -		45.438	2:26.061	73.17	9.787	14:29:44.738
2 -	1:31.185	45.284	2:16.469 (2)	78.31	0.195	14:32:01.207
3 -	1:31.375	45.154	2:16.529 (3)	78.28	0.255	14:34:17.736
4 -	1:30.879	45.395	2:16.274 (1)	78.43		14:36:34.010

BMCRC - MRO Championships 2024 - Rnd 6 @ Snetterton 300

MRO Minitwins & BMCRC Rookie Minitwins

RACE 11 - SECTOR ANALYSIS



SECTOR 1 = FL to I1, SECTOR 2 = I1 to FL, DIFF = Difference To Personal Best Lap, P = Crossed Finish Line in Pit Lane, D = Time Disallowed

P32	77 RMT	Joshua CRISP	Suzuki SV650 - JMC GUITARWORKS			
IDEAL LAP TIME : 2:16.470		BEST LAP TIME : 2:16.470		DIFFERENCE : 0.000		
LAP	SECTOR 1	SECTOR 2	LAP TIME	MPH	DIFF	TIME OF DAY
1 -		46.012	2:25.607	73.40	9.137	14:29:44.284
2 -	1:31.951	44.519	2:16.470 (1)	78.31		14:32:00.754

BMCRC - MRO Championships 2024 - Rnd 6 @ Snetterton 300

MRO Minitwins & BMCRC Rookie Minitwins

RACE 11 - BEST SECTORS

SECTOR 1				SECTOR 2			IDEAL / BEST COMPARISON					
POS	NO	NAME	TIME	NO	NAME	TIME	POS	NO	NAME	IDEAL	BEST	DIFF
1	22	DOWDS	1:22.857	333	LINDEMANN	40.668	1	22	DOWDS	2:03.664	2:03.929	0.265
2	333	LINDEMANN	1:23.043	22	DOWDS	40.807	2	333	LINDEMANN	2:03.711	2:03.730	0.019
3	1	TWYFORD	1:23.258	1	TWYFORD	41.006	3	1	TWYFORD	2:04.264	2:04.851	0.587
4	66	DUCRAN	1:23.991	66	DUCRAN	41.400	4	66	DUCRAN	2:05.391	2:05.391	0.000
5	97	MANN	1:24.894	97	MANN	41.553	5	97	MANN	2:06.447	2:06.450	0.003
6	33	COSTIN	1:25.217	33	COSTIN	41.772	6	33	COSTIN	2:06.989	2:06.989	0.000
7	21	FINNIS	1:25.272	27	BETTIS	41.935	7	27	BETTIS	2:07.237	2:07.237	0.000
8	27	BETTIS	1:25.302	21	FINNIS	42.188	8	21	FINNIS	2:07.460	2:07.514	0.054
9	19	LILLEY	1:25.737	19	LILLEY	42.220	9	19	LILLEY	2:07.957	2:07.978	0.021
10	115	MAHER	1:26.568	115	MAHER	42.652	10	115	MAHER	2:09.220	2:09.317	0.097
11	35	WALSH	1:26.664	15	SVENSEN	42.808	11	89	BARAN	2:09.729	2:10.103	0.374
12	89	BARAN	1:26.667	89	BARAN	43.062	12	35	WALSH	2:09.840	2:09.840	0.000
13	293	SMITH	1:27.063	511	BARRETT	43.069	13	15	SVENSEN	2:10.426	2:10.435	0.009
14	511	BARRETT	1:27.371	35	WALSH	43.176	14	511	BARRETT	2:10.440	2:10.576	0.136
15	166	KING	1:27.577	81	MAY	43.332	15	293	SMITH	2:10.451	2:10.451	0.000
16	15	SVENSEN	1:27.618	293	SMITH	43.388	16	30	LUFF	2:11.535	2:11.535	0.000
17	30	LUFF	1:27.770	237	WOOD	43.568	17	166	KING	2:11.537	2:11.951	0.414
18	14	DAVIES	1:28.092	30	LUFF	43.765	18	237	WOOD	2:11.809	2:12.161	0.352
19	237	WOOD	1:28.241	166	KING	43.960	19	81	MAY	2:11.844	2:12.541	0.697
20	81	MAY	1:28.512	14	DAVIES	43.995	20	14	DAVIES	2:12.087	2:12.211	0.124
21	122	EGGINTON	1:28.944	122	EGGINTON	44.154	21	122	EGGINTON	2:13.098	2:13.191	0.093
22	177	HOPKINS	1:29.735	77	CRISP	44.519	22	177	HOPKINS	2:14.393	2:14.508	0.115
23	70	HALL	1:29.850	127	CHAM	44.593	23	127	CHAM	2:14.644	2:14.644	0.000
24	127	CHAM	1:30.051	177	HOPKINS	44.658	24	70	HALL	2:15.316	2:15.383	0.067
25	75	SVENSEN	1:30.308	158	BRENNAN	44.958	25	75	SVENSEN	2:15.546	2:16.028	0.482
26	107	GODBOLD	1:30.358	40	WILKINSON	45.154	26	107	GODBOLD	2:15.869	2:15.950	0.081
27	94	SIGGINS	1:30.662	75	SVENSEN	45.238	27	158	BRENNAN	2:15.885	2:16.177	0.292
28	40	WILKINSON	1:30.879	94	SIGGINS	45.283	28	94	SIGGINS	2:15.945	2:16.227	0.282
29	158	BRENNAN	1:30.927	70	HALL	45.466	29	40	WILKINSON	2:16.033	2:16.274	0.241
30	77	CRISP	1:31.951	107	GODBOLD	45.511	30	77	CRISP	2:16.470	2:16.470	0.000
31	373	EAGLING	1:37.415	373	EAGLING	48.683	31	373	EAGLING	2:26.098	2:26.098	0.000
32	251	FERRIS	1:44.092	251	FERRIS	51.330	32	251	FERRIS	2:35.422	2:36.660	1.238

BMCRC - MRO Championships 2024 - Rnd 6 @ Snetterton 300

MRO Minitwins & BMCRC Rookie Minitwins

RACE 11 - STATISTICS

Competitors Started	33
Planned Start	2024-09-01 @ 14:25:00.000
Actual Start	2024-09-01 @ 14:27:18.676
Finish Time	2024-09-01 @ 14:41:55.607
Track Length	2.9689mi.
Total Laps	212
Total Distance Covered	629.4092mi.

Session Fastest Lap History

NO	CL	NAME	LAP TIME	TIME OF DAY	LAP	VEHICLE
1		David TWYFORD	2:05.392	14:31:34.341	2	Suzuki SV650
22		Darren DOWDS	2:05.145	14:31:34.507	2	Suzuki SV 650
333		David LINDEMANN	2:04.428	14:33:38.835	3	Suzuki SV650
333		David LINDEMANN	2:04.422	14:37:48.000	5	Suzuki SV650
333		David LINDEMANN	2:03.900	14:39:51.900	6	Suzuki SV650
333		David LINDEMANN	2:03.730	14:41:55.629	7	Suzuki SV650

Session Leader History

NO	CL	NAME	FROM LAP	LAPS LED	DISTANCE	VEHICLE
333		David LINDEMANN	1	1	2.96 miles	Suzuki SV650
1		David TWYFORD	2	1	2.96 miles	Suzuki SV650
333		David LINDEMANN	3	5	14.84 miles	Suzuki SV650

Flag History

TYPE	TIME OF DAY
GREEN	14:27:18.676
FINISH	14:41:55.607

Flag Statistics

TYPE	COUNT	TOTAL LAPS	TOTAL TIME
Green	1	7	16:50.772
Red	0	0	0.000
Safety Car	0	0	0.000
FCY	0	0	0.000

BMCRC - MRO Championships 2024 - Rnd 6 @ Snetterton 300

MRO Minitwins & BMCRC Rookie Minitwins

RACE 11 - STATISTICS

CLASS :

20 Starters

Fastest Lap History

NO	NAME	LAP TIME	TIME OF DAY	LAP	VEHICLE
1	David TWYFORD	2:05.392	14:31:34.341	2	Suzuki SV650
22	Darren DOWDS	2:05.145	14:31:34.507	2	Suzuki SV 650
333	David LINDEMANN	2:04.428	14:33:38.835	3	Suzuki SV650
333	David LINDEMANN	2:04.422	14:37:48.000	5	Suzuki SV650
333	David LINDEMANN	2:03.900	14:39:51.900	6	Suzuki SV650
333	David LINDEMANN	2:03.730	14:41:55.629	7	Suzuki SV650

Leader History

NO	NAME	FROM LAP	LAPS LED	DISTANCE	VEHICLE
333	David LINDEMANN	1	1	2.96 miles	Suzuki SV650
1	David TWYFORD	2	1	2.96 miles	Suzuki SV650
333	David LINDEMANN	3	5	14.84 miles	Suzuki SV650

BMCRC - MRO Championships 2024 - Rnd 6 @ Snetterton 300

MRO Minitwins & BMCRC Rookie Minitwins

RACE 11 - STATISTICS

CLASS : RMT

13 Starters

Fastest Lap History

NO	NAME	LAP TIME	TIME OF DAY	LAP	VEHICLE
511	William BARRETT	2:12.281	14:31:50.116	2	Suzuki SV650
237	Tim WOOD	2:12.161	14:31:51.662	2	Suzuki SV650S
511	William BARRETT	2:11.519	14:34:01.635	3	Suzuki SV650
511	William BARRETT	2:10.692	14:36:12.326	4	Suzuki SV650
511	William BARRETT	2:10.576	14:38:22.903	5	Suzuki SV650

Leader History

NO	NAME	FROM LAP	LAPS LED	DISTANCE	VEHICLE
511	William BARRETT	1	7	20.78 miles	Suzuki SV650



ACU KAWASAKI TEAM GREEN JUNIOR CUP / KAWASAKI SENIOR NINJA SERIES / KAWASAKI JUNIOR SUPERSPORT / MODALITY BMZRC 250 MZs



BMCRC-MRO Championships - Round 6
Snetterton 300
31st / 1st September 2024



Timing & Results Provided by Timing Solutions Ltd

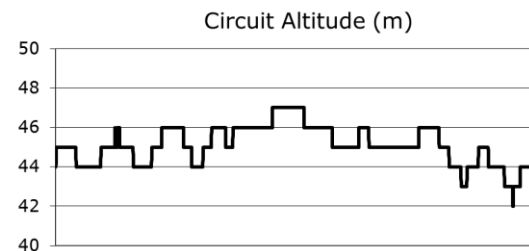
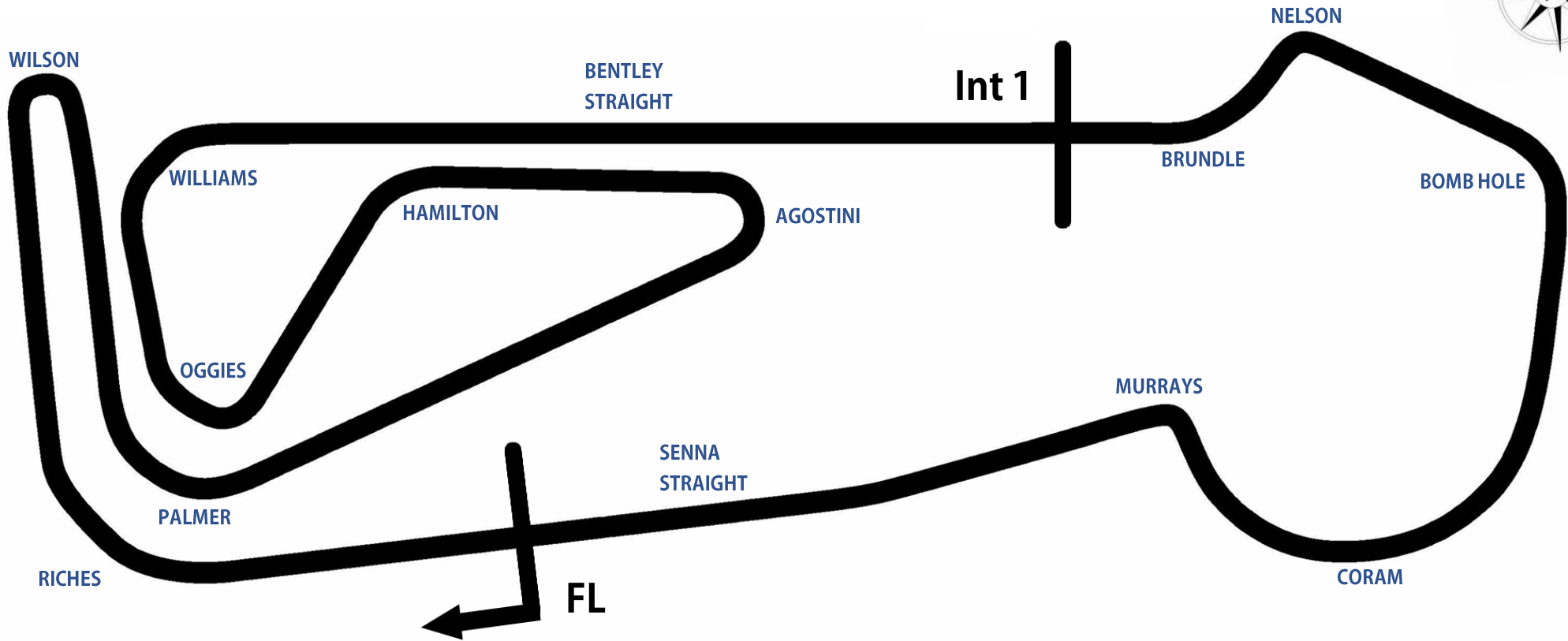
www.tsl-timing.com



Snetterton

Snetterton 300 Circuit

Norwich, Norfolk, UK



	Length	2.9689 miles 4.778 km 4778.0 m	
FL		52.46340 N	0.94476 E
Int 1	3198m	52.46617 N	0.94964 E
Pit Entry	4572m	52.46364 N	0.94774 E
Pit Exit	40m after FL	52.46338 N	0.94420 E
Pit Entry - Pit Exit	246m, 17.7S @ 50kph, 14.7s @ 60kph		



BMCRC - MRO Championships 2024 - Rnd 6 @ Snetterton 300

ACU Team Green Junior Cup & Senior Ninja & BMZRC 250 MZ

QUALIFYING - CLASSIFICATION

POS	NO	CL	PIC	NAME	ENTRY	TIME	ON	LAPS	GAP	DIFF	MPH
1	1	S	1	Phil ATKINSON	Kawasaki NINJA 400 - ROSE MOT/Q Oil Treatments	2:16.979	3	5			78.02
2	76	J	1	Luca WILKINSON	Kawasaki NINJA400 - RD RACING	2:18.351	4	4	1.372	1.372	77.25
3	7	J	2	Travis ROOKER	Kawasaki NINJA 400 - Swedish car connection	2:18.806	5	5	1.827	0.455	77.00
4	81	J	3	Ollie SIMS	Kawasaki NINJA 400 - Motorbodies Weston Ltd	2:19.102	5	5	2.123	0.296	76.83
5	45	J	4	Marley MACKENZIE	Kawasaki NINJA - Kirkcaldy Kawasaki, ELPM	2:19.608	4	5	2.629	0.506	76.55
6	2	J	5	Kade WATT	Kawasaki NINJA 400 - 3D Racing	2:19.617	5	5	2.638	0.009	76.55
7	27	S	2	Ben BROWN	Kawasaki NINJA 400 - Hunts Motorcycles	2:19.978	5	5	2.999	0.361	76.35
8	17	S	3	Daryn BUSA	Kawasaki NINJA 400 - iActiveRC	2:20.227	2	5	3.248	0.249	76.21
9	12	J	6	Kees RAMSEY	Kawasaki NINJA 400 -	2:21.977	5	5	4.998	1.750	75.28
10	16	J	7	Aleisha LAYTON	Kawasaki NINJA 400 -	2:22.901	5	5	5.922	0.924	74.79
11	9	J	8	Kobe PERRY	Kawasaki NINJA -	2:23.782	4	5	6.803	0.881	74.33
12	43	S	4	Mark SWARBRICK	Kawasaki NINJA 400 -	2:23.963	5	5	6.984	0.181	74.24
13	85	MZ	1	Andrew WALES	MZ ETZ 250 - Show Control International	2:24.766	3	5	7.787	0.803	73.83
14	6	J	9	Kian BUSA	Kawasaki 400 NINJA - iActiveRC	2:25.096	4	5	8.117	0.330	73.66
15	65	J	10	Lilly RHODES	Kawasaki NINJA - Family	2:25.101	5	5	8.122	0.005	73.65
16	69	MZ	2	Alexander MANN	MZ TS 250 - HS RACING	2:25.821	4	4	8.842	0.720	73.29
17	565	MZ	3	Louis KERSHAW	MZ 250 - Team Lucky Streetsy/Walkers Campers	2:27.108	4	4	10.129	1.287	72.65
18	96	MZ	4	Chris KENT	MZ TS 250 -	2:27.416	2	5	10.437	0.308	72.50
19	46*	J	11	Isobel CARTER	Kawasaki 300 -	2:28.317	3	4	11.338	0.901	72.06
20	75	MZ	5	Peter WOODALL	MZ ETZ 250 - Online Lubricants	2:29.282	3	4	12.303	0.965	71.59
21	95	MZ	6	Christopher ROGERS	Mz ETZ 250 - CB Racing	2:30.011	3	3	13.032	0.729	71.24
22	33	J	12	Patrick KLINGE	Kawasaki NINJA 400 - Klingklong Racing	2:30.087	3	4	13.108	0.076	71.21
23	13	MZ	7	Gordon RYAN	MZ 250 - Prism Work Psychology	2:31.252	3	4	14.273	1.165	70.66
24	54	S	5	Ben SCOTT	Kawasaki NINJA 250 - GI Landscapes VampTech	2:31.305	4	4	14.326	0.053	70.63
25	102	MZ_R	1	Caleb WRIGHT	MZ 250 ETZ - Clover Investments	2:31.708	3	4	14.729	0.403	70.45
26	57	S	6	Richard BUCKHAM	Kawasaki NINJA 400 -	2:32.304	4	4	15.325	0.596	70.17
27	66	S	7	Mark SMITH	Kawasaki EX300 - IMP RACING	2:33.646	3	4	16.667	1.342	69.56
28	4	S	8	Nigel FRANKLIN	Kawasaki NINJA - Nigel Franklin	2:35.175	3	4	18.196	1.529	68.87
29	32	MZ	8	John ASHMEAD	Mz 250 -	2:35.627	3	4	18.648	0.452	68.67
30	26	J	13	Brooke CHAMPION	Kawasaki 300 NINJA -	2:35.680	3	4	18.701	0.053	68.65
31	166	MZ	9	Graeme LEWIS	MZ 250 - Morris Racing Lubricants #MRL	2:35.992	2	3	19.013	0.312	68.51
32	41	MZ	10	Gary WILLIAMS	MZ ETZ 250 -	2:38.207	3	4	21.228	2.215	67.55
33	90	MZ	11	Jack WOLFF	MZ 250 -	2:39.640	2	4	22.661	1.433	66.95
34	56	MZ	12	Russell TURNER	MZ 250 - TT Racing	2:41.184	2	2	24.205	1.544	66.30
35	73*	S	9	Jemma GRAYSON	Kawasaki NINJA 300 -	2:44.017	4	4	27.038	2.833	65.16
36	11	MZ	13	Carl CRIPPS	MZ ETZ250 - MIS UK Ltd	2:52.594	1	1	35.615	8.577	61.92
37	38	MZ	14	Chris PETTET	MZ ETZ250 -	2:55.080	2	2	38.101	2.486	61.04

Comments:

* No. 46 & 73 - Please fit a working transponder

Weather / Track : Cloudy / Dry

Date: 31/08/2024 Start: 09:02 Finish: 09:12

These results are provisional until the conclusion of any judicial and technical matters.

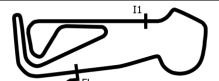
Snetterton 300: 2.9689 miles

Clerk Of Course:

Stewards:

Timekeeper:

Craig Smith



Results can be found at www.tsl-timing.com

Printed - 09:15 Saturday, 31 August 2024



BMCRC - MRO Championships 2024 - Rnd 6 @ Snetterton 300

ACU Team Green Junior Cup & Senior Ninja & BMZRC 250 MZ

QUALIFYING - SECTOR ANALYSIS



SECTOR 1 = FL to I1, SECTOR 2 = I1 to FL, DIFF = Difference To Personal Best Lap, P = Crossed Finish Line in Pit Lane, D = Time Disallowed

P1		1 S	Phil ATKINSON	Kawasaki NINJA 400 - ROSE MOT/Q Oil Treatments		
IDEAL LAP TIME : 2:16.979		BEST LAP TIME : 2:16.979		DIFFERENCE : 0.000		
LAP	SECTOR 1	SECTOR 2	LAP TIME	MPH	DIFF	TIME OF DAY
1 -	1:37.839	46.050	2:23.889	74.28	6.910	09:04:41.253
2 -	1:32.867	44.913	2:17.780 (2)	77.57	0.801	09:06:59.033
3 -	1:32.124	44.855	2:16.979 (1)	78.02		09:09:16.012
4 -	1:32.776	45.633	2:18.409	77.22	1.430	09:11:34.421
5 -	1:32.883	45.421	2:18.304 (3)	77.27	1.325	09:13:52.725

P2		76 J	Luca WILKINSON	Kawasaki NINJA400 - RD RACING		
IDEAL LAP TIME : 2:18.351		BEST LAP TIME : 2:18.351		DIFFERENCE : 0.000		
LAP	SECTOR 1	SECTOR 2	LAP TIME	MPH	DIFF	TIME OF DAY
1 -	1:44.763	48.363	2:33.126	69.79	14.775	09:05:49.550
2 -	1:36.167	46.386	2:22.553 (3)	74.97	4.202	09:08:12.103
3 -	1:33.761	45.989	2:19.750 (2)	76.48	1.399	09:10:31.853
4 -	1:32.798	45.553	2:18.351 (1)	77.25		09:12:50.204

P3		7 J	Travis ROOKER	Kawasaki NINJA 400 - Swedish car connection		
IDEAL LAP TIME : 2:18.806		BEST LAP TIME : 2:18.806		DIFFERENCE : 0.000		
LAP	SECTOR 1	SECTOR 2	LAP TIME	MPH	DIFF	TIME OF DAY
1 -	1:40.185	48.519	2:28.704	71.87	9.898	09:04:46.609
2 -	1:36.876	46.760	2:23.636	74.41	4.830	09:07:10.245
3 -	1:34.842	46.182	2:21.024 (3)	75.78	2.218	09:09:31.269
4 -	1:33.957	45.679	2:19.636 (2)	76.54	0.830	09:11:50.905
5 -	1:33.418	45.388	2:18.806 (1)	77.00		09:14:09.711

P4		81 J	Ollie SIMS	Kawasaki NINJA 400 - Motorbodies Weston ltd		
IDEAL LAP TIME : 2:19.102		BEST LAP TIME : 2:19.102		DIFFERENCE : 0.000		
LAP	SECTOR 1	SECTOR 2	LAP TIME	MPH	DIFF	TIME OF DAY
1 -	1:39.665	46.829	2:26.494	72.95	7.392	09:04:42.046
2 -	1:34.092	45.766	2:19.858 (2)	76.42	0.756	09:07:01.904
3 -	1:34.598	46.225	2:20.823 (3)	75.89	1.721	09:09:22.727
4 -	1:34.977	45.946	2:20.923	75.84	1.821	09:11:43.650
5 -	1:33.364	45.738	2:19.102 (1)	76.83		09:14:02.752

P5		45 J	Marley MACKENZIE	Kawasaki NINJA - Kirkcaldy Kawasaki, ELPM		
IDEAL LAP TIME : 2:19.545		BEST LAP TIME : 2:19.608		DIFFERENCE : 0.063		
LAP	SECTOR 1	SECTOR 2	LAP TIME	MPH	DIFF	TIME OF DAY
1 -	1:39.581	46.661	2:26.242	73.08	6.634	09:04:41.852
2 -	1:34.471	45.603	2:20.074 (3)	76.30	0.466	09:07:01.926
3 -	1:34.956	45.937	2:20.893	75.85	1.285	09:09:22.819
4 -	1:33.942	45.666	2:19.608 (1)	76.55		09:11:42.427
5 -	1:34.064	45.885	2:19.949 (2)	76.37	0.341	09:14:02.376

P6		2 J	Kade WATT	Kawasaki NINJA 400 - 3D Racing		
IDEAL LAP TIME : 2:19.377		BEST LAP TIME : 2:19.617		DIFFERENCE : 0.240		
LAP	SECTOR 1	SECTOR 2	LAP TIME	MPH	DIFF	TIME OF DAY
1 -	1:37.855	46.127	2:23.982	74.23	4.365	09:04:41.119
2 -	1:35.461	45.458	2:20.919	75.84	1.302	09:07:02.038
3 -	1:34.355	45.994	2:20.349 (3)	76.15	0.732	09:09:22.387
4 -	1:34.468	45.813	2:20.281 (2)	76.19	0.664	09:11:42.668
5 -	1:33.919	45.698	2:19.617 (1)	76.55		09:14:02.285

BMCRC - MRO Championships 2024 - Rnd 6 @ Snetterton 300

ACU Team Green Junior Cup & Senior Ninja & BMZRC 250 MZ

QUALIFYING - SECTOR ANALYSIS



SECTOR 1 = FL to I1, SECTOR 2 = I1 to FL, DIFF = Difference To Personal Best Lap, P = Crossed Finish Line in Pit Lane, D = Time Disallowed

P7 27 S		Ben BROWN		Kawasaki NINJA 400 - Hunts Motorcycles			
IDEAL LAP TIME : 2:19.978		BEST LAP TIME : 2:19.978		DIFFERENCE : 0.000			
LAP	SECTOR 1	SECTOR 2	LAP TIME	MPH	DIFF	TIME OF DAY	
1 -	1:41.450	47.216	2:28.666	71.89	8.688	09:04:44.252	
2 -	1:36.061	46.144	2:22.205	75.15	2.227	09:07:06.457	
3 -	1:35.205	45.742	2:20.947 (2)	75.83	0.969	09:09:27.404	
4 -	1:35.249	45.974	2:21.223 (3)	75.68	1.245	09:11:48.627	
5 -	1:34.414	45.564	2:19.978 (1)	76.35		09:14:08.605	

P8 17 S		Daryn BUSA		Kawasaki NINJA 400 - iActiveRC			
IDEAL LAP TIME : 2:20.227		BEST LAP TIME : 2:20.227		DIFFERENCE : 0.000			
LAP	SECTOR 1	SECTOR 2	LAP TIME	MPH	DIFF	TIME OF DAY	
1 -	1:39.916	46.474	2:26.390	73.01	6.163	09:04:42.866	
2 -	1:34.328	45.899	2:20.227 (1)	76.21		09:07:03.093	
3 -	1:34.990	46.163	2:21.153	75.71	0.926	09:09:24.246	
4 -	1:34.427	46.029	2:20.456 (2)	76.09	0.229	09:11:44.702	
5 -	1:34.486	46.143	2:20.629 (3)	76.00	0.402	09:14:05.331	

P9 12 J		Kees RAMSEY		Kawasaki NINJA 400 -			
IDEAL LAP TIME : 2:21.969		BEST LAP TIME : 2:21.977		DIFFERENCE : 0.008			
LAP	SECTOR 1	SECTOR 2	LAP TIME	MPH	DIFF	TIME OF DAY	
1 -	1:41.615	48.150	2:29.765	71.36	7.788	09:04:48.553	
2 -	1:35.732	48.131	2:23.863	74.29	1.886	09:07:12.416	
3 -	1:36.353	46.870	2:23.223 (3)	74.62	1.246	09:09:35.639	
4 -	1:35.625	46.604	2:22.229 (2)	75.14	0.252	09:11:57.868	
5 -	1:35.365	46.612	2:21.977 (1)	75.28		09:14:19.845	

P10 16 J		Aleisha LAYTON		Kawasaki NINJA 400 -			
IDEAL LAP TIME : 2:22.901		BEST LAP TIME : 2:22.901		DIFFERENCE : 0.000			
LAP	SECTOR 1	SECTOR 2	LAP TIME	MPH	DIFF	TIME OF DAY	
1 -	1:42.645	48.986	2:31.631	70.48	8.730	09:04:51.065	
2 -	1:38.352	47.923	2:26.275	73.06	3.374	09:07:17.340	
3 -	1:37.116	47.777	2:24.893 (3)	73.76	1.992	09:09:42.233	
4 -	1:36.081	47.180	2:23.261 (2)	74.60	0.360	09:12:05.494	
5 -	1:35.967	46.934	2:22.901 (1)	74.79		09:14:28.395	

P11 9 J		Kobe PERRY		Kawasaki NINJA -			
IDEAL LAP TIME : 2:23.578		BEST LAP TIME : 2:23.782		DIFFERENCE : 0.204			
LAP	SECTOR 1	SECTOR 2	LAP TIME	MPH	DIFF	TIME OF DAY	
1 -	1:40.682	47.903	2:28.585	71.93	4.803	09:04:47.679	
2 -	1:36.429	48.206	2:24.635 (3)	73.89	0.853	09:07:12.314	
3 -	1:36.690	48.030	2:24.720	73.85	0.938	09:09:37.034	
4 -	1:36.147	47.635	2:23.782 (1)	74.33		09:12:00.816	
5 -	1:36.721	47.431	2:24.152 (2)	74.14	0.370	09:14:24.968	

P12 43 S		Mark SWARBRICK		Kawasaki NINJA 400 -			
IDEAL LAP TIME : 2:23.554		BEST LAP TIME : 2:23.963		DIFFERENCE : 0.409			
LAP	SECTOR 1	SECTOR 2	LAP TIME	MPH	DIFF	TIME OF DAY	
1 -	1:41.026	48.382	2:29.408	71.53	5.445	09:04:46.993	
2 -	1:36.704	48.298	2:25.002 (3)	73.70	1.039	09:07:11.995	
3 -	1:37.153	48.197	2:25.350	73.53	1.387	09:09:37.345	
4 -	1:35.899	48.065	2:23.964 (2)	74.24	0.001	09:12:01.309	
5 -	1:36.308	47.655	2:23.963 (1)	74.24		09:14:25.272	

BMCRC - MRO Championships 2024 - Rnd 6 @ Snetterton 300

ACU Team Green Junior Cup & Senior Ninja & BMZRC 250 MZ

QUALIFYING - SECTOR ANALYSIS



SECTOR 1 = FL to I1, SECTOR 2 = I1 to FL, DIFF = Difference To Personal Best Lap, P = Crossed Finish Line in Pit Lane, D = Time Disallowed

P13 85 MZ Andrew WALES		MZ ETZ 250 - Show Control International				
IDEAL LAP TIME : 2:24.376		BEST LAP TIME : 2:24.766		DIFFERENCE : 0.390		
LAP	SECTOR 1	SECTOR 2	LAP TIME	MPH	DIFF	TIME OF DAY
1 -	1:40.501	48.803	2:29.304	71.58	4.538	09:04:49.190
2 -	1:37.696	47.798	2:25.494 (3)	73.46	0.728	09:07:14.684
3 -	1:37.002	47.764	2:24.766 (1)	73.83		09:09:39.450
4 -	1:37.441	47.374	2:24.815 (2)	73.80	0.049	09:12:04.265
5 -	1:38.100	48.064	2:26.164	73.12	1.398	09:14:30.429

P14 6 J Kian BUSA		Kawasaki 400 NINJA - iActiveRC				
IDEAL LAP TIME : 2:24.646		BEST LAP TIME : 2:25.096		DIFFERENCE : 0.450		
LAP	SECTOR 1	SECTOR 2	LAP TIME	MPH	DIFF	TIME OF DAY
1 -	1:40.901	47.779	2:28.680	71.88	3.584	09:04:45.639
2 -	1:37.917	56.174	2:34.091	69.36	8.995	09:07:19.730
3 -	1:37.798	47.658	2:25.456 (2)	73.47	0.360	09:09:45.186
4 -	1:36.988	48.108	2:25.096 (1)	73.66		09:12:10.282
5 -	1:37.109	50.819	2:27.928 (3)	72.25	2.832	09:14:38.210

P15 65 J Lilly RHODES		Kawasaki NINJA - Family				
IDEAL LAP TIME : 2:25.101		BEST LAP TIME : 2:25.101		DIFFERENCE : 0.000		
LAP	SECTOR 1	SECTOR 2	LAP TIME	MPH	DIFF	TIME OF DAY
1 -	1:41.609	49.697	2:31.306	70.63	6.205	09:05:01.170
2 -	1:38.007	49.123	2:27.130 (3)	72.64	2.029	09:07:28.300
3 -	1:38.784	48.446	2:27.230	72.59	2.129	09:09:55.530
4 -	1:36.931	48.476	2:25.407 (2)	73.50	0.306	09:12:20.937
5 -	1:36.691	48.410	2:25.101 (1)	73.65		09:14:46.038

P16 69 MZ Alexander MANN		MZ TS 250 - HS RACING				
IDEAL LAP TIME : 2:25.821		BEST LAP TIME : 2:25.821		DIFFERENCE : 0.000		
LAP	SECTOR 1	SECTOR 2	LAP TIME	MPH	DIFF	TIME OF DAY
1 -	1:49.312	51.551	2:40.863	66.44	15.042	09:05:15.378
2 -	1:40.125	49.644	2:29.769 (3)	71.36	3.948	09:07:45.147
3 -	1:38.921	48.678	2:27.599 (2)	72.41	1.778	09:10:12.746
4 -	1:38.263	47.558	2:25.821 (1)	73.29		09:12:38.567

P17 565 MZ Louis KERSHAW		MZ 250 - Team Lucky Streetsy/Walkers Campers				
IDEAL LAP TIME : 2:27.108		BEST LAP TIME : 2:27.108		DIFFERENCE : 0.000		
LAP	SECTOR 1	SECTOR 2	LAP TIME	MPH	DIFF	TIME OF DAY
1 -	1:50.317	51.005	2:41.322	66.25	14.214	09:05:16.248
2 -	1:39.401	50.451	2:29.852 (3)	71.32	2.744	09:07:46.100
3 -	1:38.797	49.125	2:27.922 (2)	72.25	0.814	09:10:14.022
4 -	1:38.702	48.406	2:27.108 (1)	72.65		09:12:41.130

P18 96 MZ Chris KENT		MZ TS 250 -				
IDEAL LAP TIME : 2:27.225		BEST LAP TIME : 2:27.416		DIFFERENCE : 0.191		
LAP	SECTOR 1	SECTOR 2	LAP TIME	MPH	DIFF	TIME OF DAY
1 -	1:43.210	49.308	2:32.518	70.07	5.102	09:04:50.185
2 -	1:38.466	48.950	2:27.416 (1)	72.50		09:07:17.601
3 -	1:40.491	48.759	2:29.250 (2)	71.61	1.834	09:09:46.851
4 -	1:40.589	49.794	2:30.383 (3)	71.07	2.967	09:12:17.234
5 -	1:42.070	49.072	2:31.142	70.71	3.726	09:14:48.376

BMCRC - MRO Championships 2024 - Rnd 6 @ Snetterton 300

ACU Team Green Junior Cup & Senior Ninja & BMZRC 250 MZ

QUALIFYING - SECTOR ANALYSIS



SECTOR 1 = FL to I1, SECTOR 2 = I1 to FL, DIFF = Difference To Personal Best Lap, P = Crossed Finish Line in Pit Lane, D = Time Disallowed

P19 46 J		Isobel CARTER		Kawasaki 300 -		
IDEAL LAP TIME :		BEST LAP TIME : 2:28.317		DIFFERENCE :		
LAP	SECTOR 1	SECTOR 2	LAP TIME	MPH	DIFF	TIME OF DAY
1 -			2:36.045	68.49	7.728	09:05:08.243
2 -			2:30.460 (3)	71.03	2.143	09:07:38.703
3 -			2:28.317 (1)	72.06		09:10:07.020
4 -			2:28.671 (2)	71.89	0.354	09:12:35.691

P20 75 MZ		Peter WOODALL		MZ ETZ 250 - Online Lubricants		
IDEAL LAP TIME : 2:29.282		BEST LAP TIME : 2:29.282		DIFFERENCE : 0.000		
LAP	SECTOR 1	SECTOR 2	LAP TIME	MPH	DIFF	TIME OF DAY
1 -	1:53.132	55.730	2:48.862	63.29	19.580	09:05:20.117
2 -	1:45.559	50.302	2:35.861 (3)	68.57	6.579	09:07:55.978
3 -	1:40.194	49.088	2:29.282 (1)	71.59		09:10:25.260
4 -	1:40.474	53.648	2:34.122 (2)	69.34	4.840	09:12:59.382

P21 95 MZ		Christopher ROGERS		Mz ETZ 250 - CB Racing		
IDEAL LAP TIME : 2:27.957		BEST LAP TIME : 2:30.011		DIFFERENCE : 2.054		
LAP	SECTOR 1	SECTOR 2	LAP TIME	MPH	DIFF	TIME OF DAY
1 -	1:48.367	50.170	2:38.537 (3)	67.41	8.526	09:05:10.176
2 -	1:42.225	51.358	2:33.583 (2)	69.59	3.572	09:07:43.759
3 -	1:40.628	49.383	2:30.011 (1)	71.24		09:10:13.770

P22 33 J		Patrick KLINGE		Kawasaki NINJA 400 - Klingklong Racing		
IDEAL LAP TIME : 2:30.087		BEST LAP TIME : 2:30.087		DIFFERENCE : 0.000		
LAP	SECTOR 1	SECTOR 2	LAP TIME	MPH	DIFF	TIME OF DAY
1 -	1:47.602	51.034	2:38.636	67.37	8.549	09:05:08.857
2 -	1:42.615	51.775	2:34.390 (3)	69.22	4.303	09:07:43.247
3 -	1:40.091	49.996	2:30.087 (1)	71.21		09:10:13.334
4 -	1:40.611	50.243	2:30.854 (2)	70.85	0.767	09:12:44.188

P23 13 MZ		Gordon RYAN		MZ 250 - Prism Work Psychology		
IDEAL LAP TIME : 2:31.252		BEST LAP TIME : 2:31.252		DIFFERENCE : 0.000		
LAP	SECTOR 1	SECTOR 2	LAP TIME	MPH	DIFF	TIME OF DAY
1 -	1:57.163	52.109	2:49.272	63.14	18.020	09:05:08.410
2 -	1:42.972	52.665	2:35.637 (3)	68.67	4.385	09:07:44.047
3 -	1:41.470	49.782	2:31.252 (1)	70.66		09:10:15.299
4 -	1:42.497	49.896	2:32.393 (2)	70.13	1.141	09:12:47.692

P24 54 S		Ben SCOTT		Kawasaki NINJA 250 - GI Landscapes VampTech		
IDEAL LAP TIME : 2:31.192		BEST LAP TIME : 2:31.305		DIFFERENCE : 0.113		
LAP	SECTOR 1	SECTOR 2	LAP TIME	MPH	DIFF	TIME OF DAY
1 -	1:56.673	54.750	2:51.423	62.34	20.118	09:05:24.796
2 -	1:46.195	50.982	2:37.177 (3)	68.00	5.872	09:08:01.973
3 -	1:42.647	50.330	2:32.977 (2)	69.86	1.672	09:10:34.950
4 -	1:40.862	50.443	2:31.305 (1)	70.63		09:13:06.255

P25 102 MZ_R		Caleb WRIGHT		MZ 250 ETZ - Clover Investments		
IDEAL LAP TIME : 2:30.759		BEST LAP TIME : 2:31.708		DIFFERENCE : 0.949		
LAP	SECTOR 1	SECTOR 2	LAP TIME	MPH	DIFF	TIME OF DAY
1 -	1:49.582	52.491	2:42.073	65.94	10.365	09:05:18.136
2 -	1:41.961	50.189	2:32.150 (2)	70.24	0.442	09:07:50.286
3 -	1:40.570	51.138	2:31.708 (1)	70.45		09:10:21.994
4 -	1:45.017	52.458	2:37.475 (3)	67.87	5.767	09:12:59.469

BMCRC - MRO Championships 2024 - Rnd 6 @ Snetterton 300

ACU Team Green Junior Cup & Senior Ninja & BMZRC 250 MZ

QUALIFYING - SECTOR ANALYSIS



SECTOR 1 = FL to I1, SECTOR 2 = I1 to FL, DIFF = Difference To Personal Best Lap, P = Crossed Finish Line in Pit Lane, D = Time Disallowed

P26		57 S		Richard BUCKHAM		Kawasaki NINJA 400 -	
IDEAL LAP TIME : 2:32.304		BEST LAP TIME : 2:32.304		DIFFERENCE : 0.000			
LAP	SECTOR 1	SECTOR 2	LAP TIME	MPH	DIFF	TIME OF DAY	
1 -	1:50.150	51.773	2:41.923	66.00	9.619	09:05:11.749	
2 -	1:43.634	51.908	2:35.542 (3)	68.71	3.238	09:07:47.291	
3 -	1:42.892	52.367	2:35.259 (2)	68.84	2.955	09:10:22.550	
4 -	1:42.383	49.921	2:32.304 (1)	70.17		09:12:54.854	

P27		66 S		Mark SMITH		Kawasaki EX300 - IMP RACING	
IDEAL LAP TIME : 2:31.902		BEST LAP TIME : 2:33.646		DIFFERENCE : 1.744			
LAP	SECTOR 1	SECTOR 2	LAP TIME	MPH	DIFF	TIME OF DAY	
1 -	1:45.761	51.689	2:37.450 (3)	67.88	3.804	09:04:57.294	
2 -	1:43.015	51.442	2:34.457 (2)	69.19	0.811	09:07:31.751	
3 -	1:42.793	50.853	2:33.646 (1)	69.56		09:10:05.397	
4 -	1:41.049	1:04.417	2:45.466	64.59	11.820	09:12:50.863	

P28		4 S		Nigel FRANKLIN		Kawasaki NINJA - Nigel Franklin	
IDEAL LAP TIME : 2:34.464		BEST LAP TIME : 2:35.175		DIFFERENCE : 0.711			
LAP	SECTOR 1	SECTOR 2	LAP TIME	MPH	DIFF	TIME OF DAY	
1 -	1:48.459	57.930	2:46.389	64.23	11.214	09:05:07.894	
2 -	1:46.132	52.503	2:38.635 (3)	67.37	3.460	09:07:46.529	
3 -	1:42.869	52.306	2:35.175 (1)	68.87		09:10:21.704	
4 -	1:43.628	51.595	2:35.223 (2)	68.85	0.048	09:12:56.927	

P29		32 MZ		John ASHMEAD		Mz 250 -	
IDEAL LAP TIME : 2:34.740		BEST LAP TIME : 2:35.627		DIFFERENCE : 0.887			
LAP	SECTOR 1	SECTOR 2	LAP TIME	MPH	DIFF	TIME OF DAY	
1 -	1:50.820	54.012	2:44.832	64.84	9.205	09:05:19.486	
2 -	1:45.953	51.049	2:37.002 (3)	68.07	1.375	09:07:56.488	
3 -	1:45.011	50.616	2:35.627 (1)	68.67		09:10:32.115	
4 -	1:44.124	51.741	2:35.865 (2)	68.57	0.238	09:13:07.980	

P30		26 J		Brooke CHAMPION		Kawasaki 300 NINJA -	
IDEAL LAP TIME : 2:35.680		BEST LAP TIME : 2:35.680		DIFFERENCE : 0.000			
LAP	SECTOR 1	SECTOR 2	LAP TIME	MPH	DIFF	TIME OF DAY	
1 -	1:50.001	55.014	2:45.015	64.77	9.335	09:05:07.181	
2 -	1:43.900	53.641	2:37.541 (3)	67.84	1.861	09:07:44.722	
3 -	1:43.702	51.978	2:35.680 (1)	68.65		09:10:20.402	
4 -	1:44.340	52.083	2:36.423 (2)	68.32	0.743	09:12:56.825	

P31		166 MZ		Graeme LEWIS		MZ 250 - Morris Racing Lubricants #MRL	
IDEAL LAP TIME : 2:35.992		BEST LAP TIME : 2:35.992		DIFFERENCE : 0.000			
LAP	SECTOR 1	SECTOR 2	LAP TIME	MPH	DIFF	TIME OF DAY	
1 -	1:52.520	51.152	2:43.672 (3)	65.30	7.680	09:05:15.079	
2 -	1:45.131	50.861	2:35.992 (1)	68.51		09:07:51.071	
3 -	1:45.482	51.160	2:36.642 (2)	68.23	0.650	09:10:27.713	

P32		41 MZ		Gary WILLIAMS		MZ ETZ 250 -	
IDEAL LAP TIME : 2:38.033		BEST LAP TIME : 2:38.207		DIFFERENCE : 0.174			
LAP	SECTOR 1	SECTOR 2	LAP TIME	MPH	DIFF	TIME OF DAY	
1 -	1:54.604	54.483	2:49.087	63.21	10.880	09:05:26.203	
2 -	1:48.552	52.495	2:41.047 (2)	66.36	2.840	09:08:07.250	
3 -	1:45.538	52.669	2:38.207 (1)	67.55		09:10:45.457	
4 -	1:47.318	54.959	2:42.277 (3)	65.86	4.070	09:13:27.734	

BMCRC - MRO Championships 2024 - Rnd 6 @ Snetterton 300

ACU Team Green Junior Cup & Senior Ninja & BMZRC 250 MZ

QUALIFYING - SECTOR ANALYSIS



SECTOR 1 = FL to I1, SECTOR 2 = I1 to FL, DIFF = Difference To Personal Best Lap, P = Crossed Finish Line in Pit Lane, D = Time Disallowed

P33 90 MZ		Jack WOLFF		MZ 250 -			
IDEAL LAP TIME : 2:39.640		BEST LAP TIME : 2:39.640		DIFFERENCE : 0.000			
LAP	SECTOR 1	SECTOR 2	LAP TIME	MPH	DIFF	TIME OF DAY	
1 -	1:52.031	54.088	2:46.119	64.33	6.479	09:05:19.802	
2 -	1:46.406	53.234	2:39.640 (1)	66.95		09:07:59.442	
3 -	1:48.500	54.623	2:43.123 (2)	65.52	3.483	09:10:42.565	
4 -	1:49.989	54.963	2:44.952 (3)	64.79	5.312	09:13:27.517	

P34 56 MZ		Russell TURNER		MZ 250 - TT Racing			
IDEAL LAP TIME : 2:40.010		BEST LAP TIME : 2:41.184		DIFFERENCE : 1.174			
LAP	SECTOR 1	SECTOR 2	LAP TIME	MPH	DIFF	TIME OF DAY	
1 -	1:59.647	57.097	2:56.744 (2)	60.47	15.560	09:05:19.913	
2 -	1:48.163	53.021	2:41.184 (1)	66.30		09:08:01.097	

P35 73 S		Jemma GRAYSON		Kawasaki NINJA 300 -			
IDEAL LAP TIME :		BEST LAP TIME : 2:44.017		DIFFERENCE :			
LAP	SECTOR 1	SECTOR 2	LAP TIME	MPH	DIFF	TIME OF DAY	
1 -			2:53.972	61.43	9.955	09:05:36.028	
2 -			2:44.700 (3)	64.89	0.683	09:08:20.728	
3 -			2:44.663 (2)	64.90	0.646	09:11:05.391	
4 -			2:44.017 (1)	65.16		09:13:49.408	

P36 11 MZ		Carl CRIPPS		MZ ETZ250 - MIS UK Ltd			
IDEAL LAP TIME : 2:52.594		BEST LAP TIME : 2:52.594		DIFFERENCE : 0.000			
LAP	SECTOR 1	SECTOR 2	LAP TIME	MPH	DIFF	TIME OF DAY	
1 -	1:58.120	54.474	2:52.594 (1)	61.92		09:05:25.819	

P37 38 MZ		Chris PETTET		MZ ETZ250 -			
IDEAL LAP TIME : 2:54.716		BEST LAP TIME : 2:55.080		DIFFERENCE : 0.364			
LAP	SECTOR 1	SECTOR 2	LAP TIME	MPH	DIFF	TIME OF DAY	
1 -	1:59.094	57.184	2:56.278 (2)	60.63	1.198	09:05:33.670	
2 -	1:57.532	57.548	2:55.080 (1)	61.04		09:08:28.750	

BMCRC - MRO Championships 2024 - Rnd 6 @ Snetterton 300

ACU Team Green Junior Cup & Senior Ninja & BMZRC 250 MZ

QUALIFYING - BEST SECTORS

SECTOR 1			SECTOR 2			IDEAL / BEST COMPARISON						
POS	NO	NAME	TIME	NO	NAME	TIME	POS	NO	NAME	IDEAL	BEST	DIFF
									PERFECT LAP	2:16.979		
1	1	ATKINSON	1:32.124	1	ATKINSON	44.855	1	1	ATKINSON	2:16.979	2:16.979	0.000
2	76	WILKINSON	1:32.798	7	ROOKER	45.388	2	76	WILKINSON	2:18.351	2:18.351	0.000
3	81	SIMS	1:33.364	2	WATT	45.458	3	7	ROOKER	2:18.806	2:18.806	0.000
4	7	ROOKER	1:33.418	76	WILKINSON	45.553	4	81	SIMS	2:19.102	2:19.102	0.000
5	2	WATT	1:33.919	27	BROWN	45.564	5	2	WATT	2:19.377	2:19.617	0.240
6	45	MACKENZIE	1:33.942	45	MACKENZIE	45.603	6	45	MACKENZIE	2:19.545	2:19.608	0.063
7	17	BUSA	1:34.328	81	SIMS	45.738	7	27	BROWN	2:19.978	2:19.978	0.000
8	27	BROWN	1:34.414	17	BUSA	45.899	8	17	BUSA	2:20.227	2:20.227	0.000
9	12	RAMSEY	1:35.365	12	RAMSEY	46.604	9	12	RAMSEY	2:21.969	2:21.977	0.008
10	43	SWARBRICK	1:35.899	16	LAYTON	46.934	10	16	LAYTON	2:22.901	2:22.901	0.000
11	16	LAYTON	1:35.967	85	WALES	47.374	11	43	SWARBRICK	2:23.554	2:23.963	0.409
12	9	PERRY	1:36.147	9	PERRY	47.431	12	9	PERRY	2:23.578	2:23.782	0.204
13	65	RHODES	1:36.691	69	MANN	47.558	13	85	WALES	2:24.376	2:24.766	0.390
14	6	BUSA	1:36.988	43	SWARBRICK	47.655	14	6	BUSA	2:24.646	2:25.096	0.450
15	85	WALES	1:37.002	6	BUSA	47.658	15	65	RHODES	2:25.101	2:25.101	0.000
16	69	MANN	1:38.263	565	KERSHAW	48.406	16	69	MANN	2:25.821	2:25.821	0.000
17	96	KENT	1:38.466	65	RHODES	48.410	17	565	KERSHAW	2:27.108	2:27.108	0.000
18	95	ROGERS	1:38.574	96	KENT	48.759	18	96	KENT	2:27.225	2:27.416	0.191
19	565	KERSHAW	1:38.702	75	WOODALL	49.088	19	95	ROGERS	2:27.957	2:30.011	2.054
20	33	KLINGE	1:40.091	95	ROGERS	49.383	20	75	WOODALL	2:29.282	2:29.282	0.000
21	75	WOODALL	1:40.194	13	RYAN	49.782	21	33	KLINGE	2:30.087	2:30.087	0.000
22	102	WRIGHT	1:40.570	57	BUCKHAM	49.921	22	102	WRIGHT	2:30.759	2:31.708	0.949
23	54	SCOTT	1:40.862	33	KLINGE	49.996	23	54	SCOTT	2:31.192	2:31.305	0.113
24	66	SMITH	1:41.049	102	WRIGHT	50.189	24	13	RYAN	2:31.252	2:31.252	0.000
25	13	RYAN	1:41.470	54	SCOTT	50.330	25	66	SMITH	2:31.902	2:33.646	1.744
26	57	BUCKHAM	1:42.383	32	ASHMEAD	50.616	26	57	BUCKHAM	2:32.304	2:32.304	0.000
27	4	FRANKLIN	1:42.869	66	SMITH	50.853	27	4	FRANKLIN	2:34.464	2:35.175	0.711
28	26	CHAMPION	1:43.702	166	LEWIS	50.861	28	32	ASHMEAD	2:34.740	2:35.627	0.887
29	32	ASHMEAD	1:44.124	4	FRANKLIN	51.595	29	26	CHAMPION	2:35.680	2:35.680	0.000
30	166	LEWIS	1:45.131	26	CHAMPION	51.978	30	166	LEWIS	2:35.992	2:35.992	0.000
31	41	WILLIAMS	1:45.538	41	WILLIAMS	52.495	31	41	WILLIAMS	2:38.033	2:38.207	0.174
32	90	WOLFF	1:46.406	56	TURNER	53.021	32	90	WOLFF	2:39.640	2:39.640	0.000
33	56	TURNER	1:46.989	90	WOLFF	53.234	33	56	TURNER	2:40.010	2:41.184	1.174
34	38	PETTET	1:57.532	11	CRIPPS	54.474	34	11	CRIPPS	2:52.594	2:52.594	0.000
35	11	CRIPPS	1:58.120	38	PETTET	57.184	35	38	PETTET	2:54.716	2:55.080	0.364
36							36	46	CARTER		2:28.317	
37							37	73	GRAYSON		2:44.017	

BMCRC - MRO Championships 2024 - Rnd 6 @ Snetterton 300

ACU Team Green Junior Cup & Senior Ninja & BMZRC 250 MZ

QUALIFYING - STATISTICS

Competitors Started	37
Planned Start	2024-08-31 @ 09:00:00.000
Actual Start	2024-08-31 @ 09:02:06.083
Finish Time	2024-08-31 @ 09:12:31.819
Track Length	2.9689mi.
Total Laps	154
Total Distance Covered	457.2123mi.

Session Fastest Lap History

NO	CL	NAME	LAP TIME	TIME OF DAY	LAP	VEHICLE
2	J	Kade WATT	2:23.982	09:04:41.149	1	Kawasaki NINJA 400
1	S	Phil ATKINSON	2:23.889	09:04:41.215	1	Kawasaki NINJA 400
1	S	Phil ATKINSON	2:17.780	09:06:59.037	2	Kawasaki NINJA 400
1	S	Phil ATKINSON	2:16.979	09:09:16.016	3	Kawasaki NINJA 400

Flag History

TYPE	TIME OF DAY
GREEN	09:02:06.083
FINISH	09:12:31.819

Flag Statistics

TYPE	COUNT	TOTAL LAPS	TOTAL TIME
Green	1	5	12:53.543
Red	0	0	0.000
Safety Car	0	0	0.000
FCY	0	0	0.000

BMCRC - MRO Championships 2024 - Rnd 6 @ Snetterton 300

ACU Team Green Junior Cup & Senior Ninja & BMZRC 250 MZ

QUALIFYING - STATISTICS

CLASS : J

13 Starters

Fastest Lap History

NO	NAME	LAP TIME	TIME OF DAY	LAP	VEHICLE
2	Kade WATT	2:23.982	09:04:41.149	1	Kawasaki NINJA 400
81	Ollie SIMS	2:19.858	09:07:01.913	2	Kawasaki NINJA 400
76	Luca WILKINSON	2:19.750	09:10:31.865	3	Kawasaki NINJA400
45	Marley MACKENZIE	2:19.608	09:11:42.432	4	Kawasaki NINJA
76	Luca WILKINSON	2:18.351	09:12:50.216	4	Kawasaki NINJA400

BMCRC - MRO Championships 2024 - Rnd 6 @ Snetterton 300

ACU Team Green Junior Cup & Senior Ninja & BMZRC 250 MZ

QUALIFYING - STATISTICS

CLASS : S

9 Starters

Fastest Lap History

NO	NAME	LAP TIME	TIME OF DAY	LAP	VEHICLE
1	Phil ATKINSON	2:23.889	09:04:41.215	1	Kawasaki NINJA 400
1	Phil ATKINSON	2:17.780	09:06:59.037	2	Kawasaki NINJA 400
1	Phil ATKINSON	2:16.979	09:09:16.016	3	Kawasaki NINJA 400

BMCRC - MRO Championships 2024 - Rnd 6 @ Snetterton 300

ACU Team Green Junior Cup & Senior Ninja & BMZRC 250 MZ

QUALIFYING - STATISTICS

CLASS : MZ_R

1 Starters

Fastest Lap History

NO	NAME	LAP TIME	TIME OF DAY	LAP	VEHICLE
102	Caleb WRIGHT	2:42.073	09:05:18.163	1	MZ 250 ETZ
102	Caleb WRIGHT	2:32.150	09:07:50.312	2	MZ 250 ETZ
102	Caleb WRIGHT	2:31.708	09:10:22.020	3	MZ 250 ETZ

BMCRC - MRO Championships 2024 - Rnd 6 @ Snetterton 300

ACU Team Green Junior Cup & Senior Ninja & BMZRC 250 MZ

QUALIFYING - STATISTICS

CLASS : MZ

14 Starters

Fastest Lap History

NO	NAME	LAP TIME	TIME OF DAY	LAP	VEHICLE
85	Andrew WALES	2:29.304	09:04:49.214	1	MZ ETZ 250
85	Andrew WALES	2:25.494	09:07:14.708	2	MZ ETZ 250
85	Andrew WALES	2:24.766	09:09:39.475	3	MZ ETZ 250




BMCRC - MRO Championships 2024 - Rnd 6 @ Snetterton 300

ACU Team Green Junior Cup & Senior Ninja & BMZRC 250 MZ

RACE 1 - GRID (5 Laps)

ROW 14	42	2:55.080	38	Chris PETTET	41	2:52.594	11	Carl CRIPPS	40	2:41.184	56	Russell TURNER		
ROW 13			39	2:39.640	90	Jack WOLFF	38	2:38.207	41	Gary WILLIAMS	37	2:35.992	166	Graeme LEWIS
ROW 12	36	2:35.627	32	John ASHMEAD	35	2:31.708	102	Caleb WRIGHT	34	2:31.252	13	Gordon RYAN		
ROW 11			33	2:30.011	95	Christopher ROGERS	32	2:29.282	75	Peter WOODALL	31	2:27.416	96	Chris KENT
ROW 10	30	2:27.108	565	Louis KERSHAW	29	2:25.821	69	Alexander MANN	28	2:24.766	85	Andrew WALES		
ROW 9			27		26		25							
ROW 8	24		23		22	2:44.017	73	Jemma GRAYSON						
ROW 7			21	2:35.680	26	Brooke CHAMPION	20	2:35.175	4	Nigel FRANKLIN	19	2:33.646	66	Mark SMITH
ROW 6	18	2:32.304	57	Richard BUCKHAM	17	2:31.305	54	Ben SCOTT	16	2:30.087	33	Patrick KLINGE		
ROW 5			15	2:28.317	46	Isobel CARTER	14	2:25.101	65	Lilly RHODES	13	2:25.096	6	Kian BUSA
ROW 4	12	2:23.963	43	Mark SWARBRICK	11	2:23.782	9	Kobe PERRY	10	2:22.901	16	Aleisha LAYTON		
ROW 3			9	2:21.977	12	Kees RAMSEY	8	2:20.227	17	Daryn BUSA	7	2:19.978	27	Ben BROWN
ROW 2	6	2:19.617	2	Kade WATT	5	2:19.608	45	Marley MACKENZIE	4	2:19.102	81	Ollie SIMS		
ROW 1			3	2:18.806	7	Travis ROOKER	2	2:18.351	76	Luca WILKINSON	1	2:16.979	1	Phil ATKINSON

Pole



These results are provisional until the conclusion of any judicial and technical matters.

Snetterton 300: 2.9689 miles

Clerk Of Course:

Stewards:

Timekeeper:

Craig Smith





BMCRC - MRO Championships 2024 - Rnd 6 @ Snetterton 300

ACU Team Green Junior Cup & Senior Ninja & BMZRC 250 MZ

RACE 1 - CLASSIFICATION

Race Distance: 5 Laps / 14.84 miles

POS	NO	CL	PIC	NAME	ENTRY	LAPS	TIME	GAP	DIFF	MPH	BEST	ON	GRD	↑↓
1	1	S	1	Phil ATKINSON	Kawasaki NINJA 400 - ROSE MOT/O Oil Treatments	5	11:36.849			76.68	2:16.866	2	1	0
2	76	J	1	Luca WILKINSON	Kawasaki NINJA400 - RD RACING	5	11:39.137	2.288	2.288	76.43	2:18.200	5	2	0
3	81	J	2	Ollie SIMS	Kawasaki NINJA 400 - Motorbodies Weston ltd	5	11:39.160	2.311	0.023	76.43	2:17.945	3	4	1
4	45	J	3	Marley MACKENZIE	Kawasaki NINJA - Kirkcaldy Kawasaki, ELPM	5	11:39.227	2.378	0.067	76.42	2:17.776	3	5	1
5	7	J	4	Travis ROOKER	Kawasaki NINJA 400 - Swedish car connection	5	11:39.607	2.758	0.380	76.38	2:17.648	2	3	-2
6	2	J	5	Kade WATT	Kawasaki NINJA 400 - 3D Racing	5	11:39.991	3.142	0.384	76.34	2:17.380	2	6	0
7	27	S	2	Ben BROWN	Kawasaki NINJA 400 - Hunts Motorcycles	5	11:48.705	11.856	8.714	75.40	2:19.277	2	7	0
8	17	S	3	Daryn BUSA	Kawasaki NINJA 400 - iActiveRC	5	11:56.109	19.260	7.404	74.62	2:20.809	4	8	0
9	16	J	6	Aleisha LAYTON	Kawasaki NINJA 400 -	5	12:01.806	24.957	5.697	74.03	2:22.284	3	10	1
10	9	J	7	Kobe PERRY	Kawasaki NINJA -	5	12:01.922	25.073	0.116	74.02	2:20.816	4	11	1
11	6	J	8	Kian BUSA	Kawasaki 400 NINJA - iActiveRC	5	12:03.712	26.863	1.790	73.84	2:21.789	4	13	2
12	43	S	4	Mark SWARBRICK	Kawasaki NINJA 400 -	5	12:07.332	30.483	3.620	73.47	2:22.810	4	12	0
13	65	J	9	Lilly RHODES	Kawasaki NINJA - Family	5	12:07.494	30.645	0.162	73.45	2:22.618	4	14	1
14	46*	J	10	Isobel CARTER	Kawasaki 300 -	5	12:28.760	51.911	21.266	71.37	2:25.534	4	15	1
15	54	S	5	Ben SCOTT	Kawasaki NINJA 250 - GI Landscapes VampTech	5	12:29.236	52.387	0.476	71.32	2:26.686	5	17	2
16	66	S	6	Mark SMITH	Kawasaki EX300 - IMP RACING	5	12:32.708	55.859	3.472	70.99	2:28.371	4	19	3
17	33	J	11	Patrick KLINGE	Kawasaki NINJA 400 - Klingklong Racing	5	12:39.164	1:02.315	6.456	70.39	2:28.710	5	16	-1
18	57	S	7	Richard BUCKHAM	Kawasaki NINJA 400 -	5	12:51.281	1:14.432	12.117	69.28	2:31.248	4	18	0
19	4	S	8	Nigel FRANKLIN	Kawasaki NINJA - Nigel Franklin	5	12:55.283	1:18.434	4.002	68.93	2:31.576	3	20	1
20	69	MZ	1	Alexander MANN	MZ TS 250 - HS RACING	5	13:15.904	1:39.055	20.621	67.14	2:23.283	3	24	4
21	85	MZ	2	Andrew WALES	MZ ETZ 250 - Show Control International	5	13:15.985	1:39.136	0.081	67.13	2:23.230	3	23	2
22	26	J	12	Brooke CHAMPION	Kawasaki 300 NINJA -	5	13:19.462	1:42.613	3.477	66.84	2:35.707	2	21	-1
23	73	S	9	Jemma GRAYSON	Kawasaki NINJA 300 -	5	13:24.634	1:47.785	5.172	66.41	2:37.090	2	22	-1
24	102	MZ_R	1	Caleb WRIGHT	MZ 250 ETZ - Clover Investments	5	13:43.797	2:06.948	19.163	64.87	2:29.318	5	30	6
25	13	MZ	3	Gordon RYAN	MZ 250 - Prism Work Psychology	5	13:44.087	2:07.238	0.290	64.84	2:29.012	5	29	4
26	11	MZ	4	Carl CRIPPS	MZ ETZ250 - MIS UK Ltd	5	13:55.389	2:18.540	11.302	63.97	2:30.946	5	36	10
27	32	MZ	5	John ASHMEAD	Mz 250 -	5	13:55.567	2:18.718	0.178	63.95	2:31.686	2	31	4
28	41	MZ	6	Gary WILLIAMS	MZ ETZ 250 -	5	13:55.738	2:18.889	0.171	63.94	2:30.701	5	33	5
29	166	MZ	7	Graeme LEWIS	MZ 250 - Morris Racing Lubricants #MRL	4	11:40.028	1 Lap	1 Lap	61.07	2:36.010	2	32	3
30	56	MZ	8	Russell TURNER	MZ 250 - TT Racing	4	12:06.974	1 Lap	26.946	58.80	2:40.877	2	35	5
31	38	MZ	9	Chris PETTET	MZ ETZ250 -	4	12:08.865	1 Lap	1.891	58.65	2:43.524	3	37	6

NOT CLASSIFIED

DNF	96	MZ		Chris KENT	MZ TS 250 -	4	11:02.770	1 Lap		64.50	2:24.984	2	26	
DNF	12	J		Kees RAMSEY	Kawasaki NINJA 400 -	3	7:24.030	2 Laps	1 Lap	72.21	2:21.809	3	9	
DNF	565	MZ		Louis KERSHAW	MZ 250 - Team Lucky Streetsy/Walkers Campers	3	8:30.528	2 Laps	1:06.498	62.80	2:24.845	2	25	
DNF	75	MZ		Peter WOODALL	MZ ETZ 250 - Online Lubricants	2	6:06.122	3 Laps	1 Lap	58.38	2:27.456	2	27	
DNF	95	MZ		Christopher ROGERS	Mz ETZ 250 - CB Racing	0							28	

NOT STARTED

NS	90	MZ		Jack WOLFF	MZ 250 -								34	
----	----	----	--	------------	----------	--	--	--	--	--	--	--	----	--

FASTEST LAP

1	S			Phil ATKINSON	Kawasaki NINJA 400 - ROSE MOT/O Oil Treatments	2	2:16.866			78.09 mph	125.67 kph			
2	J			Kade WATT	Kawasaki NINJA 400 - 3D Racing	2	2:17.380			77.79 mph	125.20 kph			
85	MZ			Andrew WALES	MZ ETZ 250 - Show Control International	3	2:23.230			74.62 mph	120.09 kph			
102	MZ_R			Caleb WRIGHT	MZ 250 ETZ - Clover Investments	5	2:29.318			71.57 mph	115.19 kph			

Comments:

- * No. 46 - Please fit a working transponder
- Class S - 92.5% of Race Speed = 70.92 mph
- Class J - 92.5% of Race Speed = 70.69 mph
- Class MZ - 92.5% of Race Speed = 62.10 mph
- Class MZ_R - 92.5% of Race Speed = 60.00 mph

Weather / Track : Cloudy / Dry

These results are provisional until the conclusion of any judicial and technical matters.

Date: 31/08/2024 Start: 11:29 Finish: 11:41

Snetterton 300: 2.9689 miles

Clerk Of Course:

Stewards:

Timekeeper:

Craig Smith



BMCRC - MRO Championships 2024 - Rnd 6 @ Snetterton 300

ACU Team Green Junior Cup & Senior Ninja & BMZRC 250 MZ

RACE 1 - LAP CHART

LAP 1 @ 11:31:55.162			LAP 2 @ 11:34:12.028			LAP 3 @ 11:36:29.366			LAP 4 @ 11:38:47.999			LAP 5 @ 11:41:07.754		
NO	BEHIND	LAP TIME	NO	BEHIND	LAP TIME	NO	BEHIND	LAP TIME	NO	BEHIND	LAP TIME	NO	BEHIND	LAP TIME
1		2:24.257	1		2:16.866	1		2:17.338	1		2:18.633	1		2:19.755
76	0.977	2:25.234	2	2.233	2:17.380	76	3.208	2:18.229	56	1 Lap	2:41.195	76	2.288	2:18.200
81	1.137	2:25.394	76	2.317	2:18.206	81	3.380	2:17.945	2	3.508	2:18.537	81	2.311	2:18.119
2	1.719	2:25.976	81	2.773	2:18.502	2	3.604	2:18.709	45	3.591	2:18.453	45	2.378	2:18.542
45	2.005	2:26.262	7	2.872	2:17.648	45	3.771	2:17.776	76	3.843	2:19.268	7	2.758	2:18.259
7	2.090	2:26.347	45	3.333	2:18.194	7	3.853	2:18.319	81	3.947	2:19.200	2	3.142	2:19.389
27	2.868	2:27.125	27	5.279	2:19.277	27	8.189	2:20.248	7	4.254	2:19.034	166	1 Lap	2:38.953
16	5.433	2:29.690	17	11.512	2:22.288	17	15.487	2:21.313	38	1 Lap	2:43.524	27	11.856	2:21.497
17	6.090	2:30.347	16	12.133	2:23.566	16	17.079	2:22.284	27	10.114	2:20.558	17	19.260	2:21.352
65	7.069	2:31.326	65	14.949	2:24.746	65	20.810	2:23.199	17	17.663	2:20.809	16	24.957	2:23.565
6	7.308	2:31.565	6	15.281	2:24.839	6	21.445	2:23.502	16	21.147	2:22.701	9	25.073	2:21.106
43	7.893	2:32.150	9	15.451	2:24.144	9	21.539	2:23.426	9	23.722	2:20.816	6	26.863	2:22.017
9	8.173	2:32.430	43	15.586	2:24.559	43	21.760	2:23.512	6	24.601	2:21.789	56	1 Lap	2:46.938
54	13.576	2:37.833	12	21.098	2:23.206	12	25.569	2:21.809	65	24.795	2:22.618	43	30.483	2:24.301
66	14.027	2:38.284	54	24.753	2:28.043	54	35.693	2:28.278	43	25.937	2:22.810	65	30.645	2:25.605
12	14.758	2:39.015	66	26.035	2:28.874	66	37.265	2:28.568	46	44.407	2:25.534	38	1 Lap	2:44.346
33	17.207	2:41.464	46	27.641	2:26.637	46	37.506	2:27.203	54	45.456	2:28.396	46	51.911	2:27.259
46	17.870	2:42.127	33	29.679	2:29.338	33	41.743	2:29.402	66	47.003	2:28.371	54	52.387	2:26.686
4	19.070	2:43.327	57	34.665	2:31.985	4	49.526	2:31.576	33	53.360	2:30.250	66	55.859	2:28.611
57	19.546	2:43.803	4	35.288	2:33.084	57	50.058	2:32.731	57	1:02.673	2:31.248	33	1:02.315	2:28.710
26	20.285	2:44.542	26	39.126	2:35.707	26	58.491	2:36.703	4	1:04.270	2:33.377	57	1:14.432	2:31.514
73	22.850	2:47.107	73	43.074	2:37.090	73	1:07.357	2:41.621	26	1:20.708	2:40.850	4	1:18.434	2:33.919
75	1:14.409	3:38.666	69	1:23.333	2:24.391	69	1:29.278	2:23.283	73	1:29.221	2:40.497	69	1:39.055	2:24.218
96	1:15.297	3:39.554	96	1:23.415	2:24.984	85	1:29.409	2:23.230	69	1:34.592	2:23.947	85	1:39.136	2:23.747
69	1:15.808	3:40.065	85	1:23.517	2:24.492	565	1:32.067	2:25.227	85	1:35.144	2:24.368	26	1:42.613	2:41.660
85	1:15.891	3:40.148	565	1:24.178	2:24.845	96	1:34.674	2:28.597	96	1:45.676	2:29.635	73	1:47.785	2:38.319
565	1:16.199	3:40.456	75	1:24.999	2:27.456	102	1:45.776	2:30.551	102	1:57.385	2:30.242	102	2:06.948	2:29.318
102	1:19.266	3:43.523	102	1:32.563	2:30.163	13	1:46.345	2:29.550	13	1:57.981	2:30.269	13	2:07.238	2:29.012
13	1:20.297	3:44.554	13	1:34.133	2:30.702	11	1:51.513	2:32.710	32	2:06.491	2:33.530	11	2:18.540	2:30.946
11	1:21.710	3:45.967	11	1:36.141	2:31.297	32	1:51.594	2:32.300	11	2:07.349	2:34.469	32	2:18.718	2:31.982
32	1:21.812	3:46.069	32	1:36.632	2:31.686	41	1:51.685	2:32.053	41	2:07.943	2:34.891	41	2:18.889	2:30.701
41	1:23.078	3:47.335	41	1:36.970	2:30.758	166	2:02.614	2:37.038						
166	1:23.770	3:48.027	166	1:42.914	2:36.010									
38	1:32.831	3:57.088	56	1:57.718	2:40.877									
56	1:33.707	3:57.964	38	1:59.872	2:43.907									

BMCRC - MRO Championships 2024 - Rnd 6 @ Snetterton 300

ACU Team Green Junior Cup & Senior Ninja & BMZRC 250 MZ

RACE 1 - POSITION CHART

No	Name	Lap Pos	Lap				
			1	2	3	4	5
1	ATKINSON	1	1	1	1	1	1
76	WILKINSON	2	76	2	76	2	76
7	ROOKER	3	81	76	81	45	81
81	SIMS	4	2	81	2	76	45
45	MACKENZIE	5	45	7	45	81	7
2	WATT	6	7	45	7	7	2
27	BROWN	7	27	27	27	27	27
17	BUSA	8	16	17	17	17	17
12	RAMSEY	9	17	16	16	16	16
16	LAYTON	10	65	65	65	9	9
9	PERRY	11	6	6	6	6	6
43	SWARBRICK	12	43	9	9	65	43
6	BUSA	13	9	43	43	43	65
65	RHODES	14	54	12	12	46	46
46	CARTER	15	66	54	54	54	54
33	KLINGE	16	12	66	66	66	66
54	SCOTT	17	33	46	46	33	33
57	BUCKHAM	18	46	33	33	57	57
66	SMITH	19	4	57	4	4	4
4	FRANKLIN	20	57	4	57	26	69
26	CHAMPION	21	26	26	26	73	85
73	GRAYSON	22	73	73	73	69	26
85	WALES	23	75	69	69	85	73
69	MANN	24	96	96	85	96	102
565	KERSHAW	25	69	85	565	102	13
96	KENT	26	85	565	96	13	11
75	WOODALL	27	565	75	102	32	32
95	ROGERS	28	102	102	13	11	41
13	RYAN	29	13	13	11	41	
102	WRIGHT	30	11	11	32	166	
32	ASHMEAD	31	32	32	41	56	
166	LEWIS	32	41	41	166	38	
41	WILLIAMS	33	166	166	56		
90	WOLFF	34	38	56	38		
56	TURNER	35	56	38			
11	CRIPPS	36					
38	PETTET	37					

BMCRC - MRO Championships 2024 - Rnd 6 @ Snetterton 300

ACU Team Green Junior Cup & Senior Ninja & BMZRC 250 MZ

RACE 1 - SECTOR ANALYSIS



SECTOR 1 = FL to I1, SECTOR 2 = I1 to FL, DIFF = Difference To Personal Best Lap, P = Crossed Finish Line in Pit Lane, D = Time Disallowed

P1		1 S	Phil ATKINSON	Kawasaki NINJA 400 - ROSE MOT/Q Oil Treatments		
IDEAL LAP TIME : 2:16.509		BEST LAP TIME : 2:16.866		DIFFERENCE : 0.357		
LAP	SECTOR 1	SECTOR 2	LAP TIME	MPH	DIFF	TIME OF DAY
1 -		44.665	2:24.257	74.09	7.391	11:31:55.162
2 -	1:31.844	45.022	2:16.866 (1)	78.09		11:34:12.028
3 -	1:32.317	45.021	2:17.338 (2)	77.82	0.472	11:36:29.366
4 -	1:32.672	45.961	2:18.633 (3)	77.09	1.767	11:38:47.999
5 -	1:33.713	46.042	2:19.755	76.47	2.889	11:41:07.754

P2		76 J	Luca WILKINSON	Kawasaki NINJA400 - RD RACING		
IDEAL LAP TIME : 2:18.048		BEST LAP TIME : 2:18.200		DIFFERENCE : 0.152		
LAP	SECTOR 1	SECTOR 2	LAP TIME	MPH	DIFF	TIME OF DAY
1 -		45.475	2:25.234	73.59	7.034	11:31:56.139
2 -	1:32.756	45.450	2:18.206 (2)	77.33	0.006	11:34:14.345
3 -	1:32.937	45.292	2:18.229 (3)	77.32	0.029	11:36:32.574
4 -	1:33.058	46.210	2:19.268	76.74	1.068	11:38:51.842
5 -	1:32.855	45.345	2:18.200 (1)	77.33		11:41:10.042

P3		81 J	Ollie SIMS	Kawasaki NINJA 400 - Motorbodies Weston Ltd		
IDEAL LAP TIME : 2:17.759		BEST LAP TIME : 2:17.945		DIFFERENCE : 0.186		
LAP	SECTOR 1	SECTOR 2	LAP TIME	MPH	DIFF	TIME OF DAY
1 -		45.183	2:25.394	73.51	7.449	11:31:56.299
2 -	1:32.943	45.559	2:18.502 (3)	77.16	0.557	11:34:14.801
3 -	1:32.646	45.299	2:17.945 (1)	77.48		11:36:32.746
4 -	1:33.307	45.893	2:19.200	76.78	1.255	11:38:51.946
5 -	1:33.006	45.113	2:18.119 (2)	77.38	0.174	11:41:10.065

P4		45 J	Marley MACKENZIE	Kawasaki NINJA - Kirkcaldy Kawasaki, ELPM		
IDEAL LAP TIME : 2:17.613		BEST LAP TIME : 2:17.776		DIFFERENCE : 0.163		
LAP	SECTOR 1	SECTOR 2	LAP TIME	MPH	DIFF	TIME OF DAY
1 -		45.378	2:26.262	73.07	8.486	11:31:57.167
2 -	1:33.227	44.967	2:18.194 (2)	77.34	0.418	11:34:15.361
3 -	1:32.646	45.130	2:17.776 (1)	77.57		11:36:33.137
4 -	1:32.968	45.485	2:18.453 (3)	77.19	0.677	11:38:51.590
5 -	1:33.293	45.249	2:18.542	77.14	0.766	11:41:10.132

P5		7 J	Travis ROOKER	Kawasaki NINJA 400 - Swedish car connection		
IDEAL LAP TIME : 2:17.648		BEST LAP TIME : 2:17.648		DIFFERENCE : 0.000		
LAP	SECTOR 1	SECTOR 2	LAP TIME	MPH	DIFF	TIME OF DAY
1 -		45.502	2:26.347	73.03	8.699	11:31:57.252
2 -	1:32.628	45.020	2:17.648 (1)	77.64		11:34:14.900
3 -	1:32.761	45.558	2:18.319 (3)	77.27	0.671	11:36:33.219
4 -	1:33.119	45.915	2:19.034	76.87	1.386	11:38:52.253
5 -	1:32.942	45.317	2:18.259 (2)	77.30	0.611	11:41:10.512

P6		2 J	Kade WATT	Kawasaki NINJA 400 - 3D Racing		
IDEAL LAP TIME : 2:17.380		BEST LAP TIME : 2:17.380		DIFFERENCE : 0.000		
LAP	SECTOR 1	SECTOR 2	LAP TIME	MPH	DIFF	TIME OF DAY
1 -		45.155	2:25.976	73.21	8.596	11:31:56.881
2 -	1:32.394	44.986	2:17.380 (1)	77.79		11:34:14.261
3 -	1:33.249	45.460	2:18.709 (3)	77.05	1.329	11:36:32.970
4 -	1:32.845	45.692	2:18.537 (2)	77.14	1.157	11:38:51.507
5 -	1:33.479	45.910	2:19.389	76.67	2.009	11:41:10.896

BMCRC - MRO Championships 2024 - Rnd 6 @ Snetterton 300

ACU Team Green Junior Cup & Senior Ninja & BMZRC 250 MZ

RACE 1 - SECTOR ANALYSIS



SECTOR 1 = FL to I1, SECTOR 2 = I1 to FL, DIFF = Difference To Personal Best Lap, P = Crossed Finish Line in Pit Lane, D = Time Disallowed

P7 27 S Ben BROWN		Kawasaki NINJA 400 - Hunts Motorcycles				
IDEAL LAP TIME : 2:19.226		BEST LAP TIME : 2:19.277		DIFFERENCE : 0.051		
LAP	SECTOR 1	SECTOR 2	LAP TIME	MPH	DIFF	TIME OF DAY
1 -		45.337	2:27.125	72.64	7.848	11:31:58.030
2 -	1:33.889	45.388	2:19.277 (1)	76.73		11:34:17.307
3 -	1:34.797	45.451	2:20.248 (2)	76.20	0.971	11:36:37.555
4 -	1:34.893	45.665	2:20.558 (3)	76.04	1.281	11:38:58.113
5 -	1:35.804	45.693	2:21.497	75.53	2.220	11:41:19.610

P8 17 S Daryn BUSA		Kawasaki NINJA 400 - iActiveRC				
IDEAL LAP TIME : 2:20.809		BEST LAP TIME : 2:20.809		DIFFERENCE : 0.000		
LAP	SECTOR 1	SECTOR 2	LAP TIME	MPH	DIFF	TIME OF DAY
1 -		46.989	2:30.347	71.08	9.538	11:32:01.252
2 -	1:35.845	46.443	2:22.288	75.11	1.479	11:34:23.540
3 -	1:35.327	45.986	2:21.313 (2)	75.63	0.504	11:36:44.853
4 -	1:34.918	45.891	2:20.809 (1)	75.90		11:39:05.662
5 -	1:35.057	46.295	2:21.352 (3)	75.61	0.543	11:41:27.014

P9 16 J Aleisha LAYTON		Kawasaki NINJA 400 -				
IDEAL LAP TIME : 2:22.284		BEST LAP TIME : 2:22.284		DIFFERENCE : 0.000		
LAP	SECTOR 1	SECTOR 2	LAP TIME	MPH	DIFF	TIME OF DAY
1 -		46.711	2:29.690	71.40	7.406	11:32:00.595
2 -	1:36.050	47.516	2:23.566	74.44	1.282	11:34:24.161
3 -	1:35.718	46.566	2:22.284 (1)	75.11		11:36:46.445
4 -	1:35.931	46.770	2:22.701 (2)	74.89	0.417	11:39:09.146
5 -	1:36.328	47.237	2:23.565 (3)	74.44	1.281	11:41:32.711

P10 9 J Kobe PERRY		Kawasaki NINJA -				
IDEAL LAP TIME : 2:20.816		BEST LAP TIME : 2:20.816		DIFFERENCE : 0.000		
LAP	SECTOR 1	SECTOR 2	LAP TIME	MPH	DIFF	TIME OF DAY
1 -		47.400	2:32.430	70.11	11.614	11:32:03.335
2 -	1:36.187	47.957	2:24.144	74.14	3.328	11:34:27.479
3 -	1:35.747	47.679	2:23.426 (3)	74.51	2.610	11:36:50.905
4 -	1:34.538	46.278	2:20.816 (1)	75.90		11:39:11.721
5 -	1:34.700	46.406	2:21.106 (2)	75.74	0.290	11:41:32.827

P11 6 J Kian BUSA		Kawasaki 400 NINJA - iActiveRC				
IDEAL LAP TIME : 2:21.605		BEST LAP TIME : 2:21.789		DIFFERENCE : 0.184		
LAP	SECTOR 1	SECTOR 2	LAP TIME	MPH	DIFF	TIME OF DAY
1 -		47.012	2:31.565	70.51	9.776	11:32:02.470
2 -	1:36.872	47.967	2:24.839	73.79	3.050	11:34:27.309
3 -	1:35.969	47.533	2:23.502 (3)	74.48	1.713	11:36:50.811
4 -	1:35.018	46.771	2:21.789 (1)	75.38		11:39:12.600
5 -	1:34.834	47.183	2:22.017 (2)	75.25	0.228	11:41:34.617

P12 43 S Mark SWARBRICK		Kawasaki NINJA 400 -				
IDEAL LAP TIME : 2:22.810		BEST LAP TIME : 2:22.810		DIFFERENCE : 0.000		
LAP	SECTOR 1	SECTOR 2	LAP TIME	MPH	DIFF	TIME OF DAY
1 -		47.520	2:32.150	70.24	9.340	11:32:03.055
2 -	1:36.454	48.105	2:24.559	73.93	1.749	11:34:27.614
3 -	1:36.459	47.053	2:23.512 (2)	74.47	0.702	11:36:51.126
4 -	1:36.016	46.794	2:22.810 (1)	74.84		11:39:13.936
5 -	1:36.241	48.060	2:24.301 (3)	74.06	1.491	11:41:38.237

BMCRC - MRO Championships 2024 - Rnd 6 @ Snetterton 300

ACU Team Green Junior Cup & Senior Ninja & BMZRC 250 MZ

RACE 1 - SECTOR ANALYSIS



SECTOR 1 = FL to I1, SECTOR 2 = I1 to FL, DIFF = Difference To Personal Best Lap, P = Crossed Finish Line in Pit Lane, D = Time Disallowed

P13 65 J Lilly RHODES		Kawasaki NINJA - Family				
IDEAL LAP TIME : 2:22.592		BEST LAP TIME : 2:22.618		DIFFERENCE : 0.026		
LAP	SECTOR 1	SECTOR 2	LAP TIME	MPH	DIFF	TIME OF DAY
1 -		47.389	2:31.326	70.62	8.708	11:32:02.231
2 -	1:36.600	48.146	2:24.746 (3)	73.84	2.128	11:34:26.977
3 -	1:35.401	47.798	2:23.199 (2)	74.63	0.581	11:36:50.176
4 -	1:35.427	47.191	2:22.618 (1)	74.94		11:39:12.794
5 -	1:36.377	49.228	2:25.605	73.40	2.987	11:41:38.399

P14 46 J Isobel CARTER		Kawasaki 300 -				
IDEAL LAP TIME :		BEST LAP TIME : 2:25.534		DIFFERENCE :		
LAP	SECTOR 1	SECTOR 2	LAP TIME	MPH	DIFF	TIME OF DAY
1 -			2:42.127	65.92	16.593	11:32:13.032
2 -			2:26.637 (2)	72.88	1.103	11:34:39.669
3 -			2:27.203 (3)	72.60	1.669	11:37:06.872
4 -			2:25.534 (1)	73.44		11:39:32.406
5 -			2:27.259	72.58	1.725	11:41:59.665

P15 54 S Ben SCOTT		Kawasaki NINJA 250 - GI Landscapes VampTech				
IDEAL LAP TIME : 2:26.686		BEST LAP TIME : 2:26.686		DIFFERENCE : 0.000		
LAP	SECTOR 1	SECTOR 2	LAP TIME	MPH	DIFF	TIME OF DAY
1 -		50.004	2:37.833	67.71	11.147	11:32:08.738
2 -	1:39.144	48.899	2:28.043 (2)	72.19	1.357	11:34:36.781
3 -	1:39.030	49.248	2:28.278 (3)	72.08	1.592	11:37:05.059
4 -	1:39.038	49.358	2:28.396	72.02	1.710	11:39:33.455
5 -	1:38.511	48.175	2:26.686 (1)	72.86		11:42:00.141

P16 66 S Mark SMITH		Kawasaki EX300 - IMP RACING				
IDEAL LAP TIME : 2:28.105		BEST LAP TIME : 2:28.371		DIFFERENCE : 0.266		
LAP	SECTOR 1	SECTOR 2	LAP TIME	MPH	DIFF	TIME OF DAY
1 -		48.913	2:38.284	67.52	9.913	11:32:09.189
2 -	1:39.714	49.160	2:28.874	71.79	0.503	11:34:38.063
3 -	1:39.688	48.880	2:28.568 (2)	71.94	0.197	11:37:06.631
4 -	1:39.225	49.146	2:28.371 (1)	72.03		11:39:35.002
5 -	1:39.569	49.042	2:28.611 (3)	71.91	0.240	11:42:03.613

P17 33 J Patrick KLINGE		Kawasaki NINJA 400 - Klingklong Racing				
IDEAL LAP TIME : 2:28.710		BEST LAP TIME : 2:28.710		DIFFERENCE : 0.000		
LAP	SECTOR 1	SECTOR 2	LAP TIME	MPH	DIFF	TIME OF DAY
1 -		50.096	2:41.464	66.19	12.754	11:32:12.369
2 -	1:39.832	49.506	2:29.338 (2)	71.56	0.628	11:34:41.707
3 -	1:39.860	49.542	2:29.402 (3)	71.53	0.692	11:37:11.109
4 -	1:39.877	50.373	2:30.250	71.13	1.540	11:39:41.359
5 -	1:39.457	49.253	2:28.710 (1)	71.87		11:42:10.069

P18 57 S Richard BUCKHAM		Kawasaki NINJA 400 -				
IDEAL LAP TIME : 2:31.248		BEST LAP TIME : 2:31.248		DIFFERENCE : 0.000		
LAP	SECTOR 1	SECTOR 2	LAP TIME	MPH	DIFF	TIME OF DAY
1 -		51.461	2:43.803	65.24	12.555	11:32:14.708
2 -	1:41.092	50.893	2:31.985 (3)	70.32	0.737	11:34:46.693
3 -	1:41.924	50.807	2:32.731	69.97	1.483	11:37:19.424
4 -	1:40.932	50.316	2:31.248 (1)	70.66		11:39:50.672
5 -	1:41.172	50.342	2:31.514 (2)	70.54	0.266	11:42:22.186

BMCRC - MRO Championships 2024 - Rnd 6 @ Snetterton 300

ACU Team Green Junior Cup & Senior Ninja & BMZRC 250 MZ

RACE 1 - SECTOR ANALYSIS



SECTOR 1 = FL to I1, SECTOR 2 = I1 to FL, DIFF = Difference To Personal Best Lap, P = Crossed Finish Line in Pit Lane, D = Time Disallowed

P19		4 S		Nigel FRANKLIN		Kawasaki NINJA - Nigel Franklin	
IDEAL LAP TIME : 2:31.576		BEST LAP TIME : 2:31.576		DIFFERENCE : 0.000			
LAP	SECTOR 1	SECTOR 2	LAP TIME	MPH	DIFF	TIME OF DAY	
1 -		51.526	2:43.327	65.43	11.751	11:32:14.232	
2 -	1:42.249	50.835	2:33.084 (2)	69.81	1.508	11:34:47.316	
3 -	1:41.177	50.399	2:31.576 (1)	70.51		11:37:18.892	
4 -	1:41.409	51.968	2:33.377 (3)	69.68	1.801	11:39:52.269	
5 -	1:41.912	52.007	2:33.919	69.43	2.343	11:42:26.188	

P20		69 MZ		Alexander MANN		MZ TS 250 - HS RACING	
IDEAL LAP TIME : 2:23.283		BEST LAP TIME : 2:23.283		DIFFERENCE : 0.000			
LAP	SECTOR 1	SECTOR 2	LAP TIME	MPH	DIFF	TIME OF DAY	
1 -		49.770	3:40.065	48.56	1:16.782	11:33:10.970	
2 -	1:37.336	47.055	2:24.391	74.02	1.108	11:35:35.361	
3 -	1:36.744	46.539	2:23.283 (1)	74.59		11:37:58.644	
4 -	1:37.035	46.912	2:23.947 (2)	74.25	0.664	11:40:22.591	
5 -	1:37.466	46.752	2:24.218 (3)	74.11	0.935	11:42:46.809	

P21		85 MZ		Andrew WALES		MZ ETZ 250 - Show Control International	
IDEAL LAP TIME : 2:23.230		BEST LAP TIME : 2:23.230		DIFFERENCE : 0.000			
LAP	SECTOR 1	SECTOR 2	LAP TIME	MPH	DIFF	TIME OF DAY	
1 -		48.803	3:40.148	48.54	1:16.918	11:33:11.053	
2 -	1:37.356	47.136	2:24.492	73.97	1.262	11:35:35.545	
3 -	1:36.961	46.269	2:23.230 (1)	74.62		11:37:58.775	
4 -	1:37.386	46.982	2:24.368 (3)	74.03	1.138	11:40:23.143	
5 -	1:37.199	46.548	2:23.747 (2)	74.35	0.517	11:42:46.890	

P22		26 J		Brooke CHAMPION		Kawasaki 300 NINJA -	
IDEAL LAP TIME : 2:34.941		BEST LAP TIME : 2:35.707		DIFFERENCE : 0.766			
LAP	SECTOR 1	SECTOR 2	LAP TIME	MPH	DIFF	TIME OF DAY	
1 -		51.365	2:44.542	64.95	8.835	11:32:15.447	
2 -	1:43.576	52.131	2:35.707 (1)	68.64		11:34:51.154	
3 -	1:44.553	52.150	2:36.703 (2)	68.20	0.996	11:37:27.857	
4 -	1:46.213	54.637	2:40.850 (3)	66.44	5.143	11:40:08.707	
5 -	1:47.103	54.557	2:41.660	66.11	5.953	11:42:50.367	

P23		73 S		Jemma GRAYSON		Kawasaki NINJA 300 -	
IDEAL LAP TIME : 2:36.624		BEST LAP TIME : 2:37.090		DIFFERENCE : 0.466			
LAP	SECTOR 1	SECTOR 2	LAP TIME	MPH	DIFF	TIME OF DAY	
1 -		51.996	2:47.107	63.95	10.017	11:32:18.012	
2 -	1:44.628	52.462	2:37.090 (1)	68.03		11:34:55.102	
3 -	1:45.622	55.999	2:41.621	66.13	4.531	11:37:36.723	
4 -	1:46.440	54.057	2:40.497 (3)	66.59	3.407	11:40:17.220	
5 -	1:45.322	52.997	2:38.319 (2)	67.50	1.229	11:42:55.539	

P24		102 MZ_R		Caleb WRIGHT		MZ 250 ETZ - Clover Investments	
IDEAL LAP TIME : 2:29.318		BEST LAP TIME : 2:29.318		DIFFERENCE : 0.000			
LAP	SECTOR 1	SECTOR 2	LAP TIME	MPH	DIFF	TIME OF DAY	
1 -		49.254	3:43.523	47.81	1:14.205	11:33:14.428	
2 -	1:40.318	49.845	2:30.163 (2)	71.17	0.845	11:35:44.591	
3 -	1:41.044	49.507	2:30.551	70.99	1.233	11:38:15.142	
4 -	1:40.698	49.544	2:30.242 (3)	71.13	0.924	11:40:45.384	
5 -	1:40.128	49.190	2:29.318 (1)	71.57		11:43:14.702	

BMCRC - MRO Championships 2024 - Rnd 6 @ Snetterton 300

ACU Team Green Junior Cup & Senior Ninja & BMZRC 250 MZ

RACE 1 - SECTOR ANALYSIS



SECTOR 1 = FL to I1, SECTOR 2 = I1 to FL, DIFF = Difference To Personal Best Lap, P = Crossed Finish Line in Pit Lane, D = Time Disallowed

P25 13 MZ		Gordon RYAN		MZ 250 - Prism Work Psychology		
IDEAL LAP TIME : 2:29.012		BEST LAP TIME : 2:29.012		DIFFERENCE : 0.000		
LAP	SECTOR 1	SECTOR 2	LAP TIME	MPH	DIFF	TIME OF DAY
1 -		49.332	3:44.554	47.59	1:15.542	11:33:15.459
2 -	1:41.407	49.295	2:30.702	70.92	1.690	11:35:46.161
3 -	1:40.248	49.302	2:29.550 (2)	71.46	0.538	11:38:15.711
4 -	1:40.702	49.567	2:30.269 (3)	71.12	1.257	11:40:45.980
5 -	1:39.891	49.121	2:29.012 (1)	71.72		11:43:14.992

P26 11 MZ		Carl CRIPPS		MZ ETZ250 - MIS UK Ltd		
IDEAL LAP TIME : 2:30.620		BEST LAP TIME : 2:30.946		DIFFERENCE : 0.326		
LAP	SECTOR 1	SECTOR 2	LAP TIME	MPH	DIFF	TIME OF DAY
1 -		49.674	3:45.967	47.29	1:15.021	11:33:16.872
2 -	1:41.090	50.207	2:31.297 (2)	70.64	0.351	11:35:48.169
3 -	1:41.557	51.153	2:32.710 (3)	69.98	1.764	11:38:20.879
4 -	1:44.250	50.219	2:34.469	69.19	3.523	11:40:55.348
5 -	1:41.416	49.530	2:30.946 (1)	70.80		11:43:26.294

P27 32 MZ		John ASHMEAD		Mz 250 -		
IDEAL LAP TIME : 2:31.681		BEST LAP TIME : 2:31.686		DIFFERENCE : 0.005		
LAP	SECTOR 1	SECTOR 2	LAP TIME	MPH	DIFF	TIME OF DAY
1 -		49.750	3:46.069	47.27	1:14.383	11:33:16.974
2 -	1:42.413	49.273	2:31.686 (1)	70.46		11:35:48.660
3 -	1:42.736	49.564	2:32.300 (3)	70.17	0.614	11:38:20.960
4 -	1:43.836	49.694	2:33.530	69.61	1.844	11:40:54.490
5 -	1:42.408	49.574	2:31.982 (2)	70.32	0.296	11:43:26.472

P28 41 MZ		Gary WILLIAMS		MZ ETZ 250 -		
IDEAL LAP TIME : 2:30.701		BEST LAP TIME : 2:30.701		DIFFERENCE : 0.000		
LAP	SECTOR 1	SECTOR 2	LAP TIME	MPH	DIFF	TIME OF DAY
1 -		50.756	3:47.335	47.01	1:16.634	11:33:18.240
2 -	1:41.073	49.685	2:30.758 (2)	70.89	0.057	11:35:48.998
3 -	1:42.007	50.046	2:32.053 (3)	70.29	1.352	11:38:21.051
4 -	1:44.291	50.600	2:34.891	69.00	4.190	11:40:55.942
5 -	1:41.023	49.678	2:30.701 (1)	70.92		11:43:26.643

P29 166 MZ		Graeme LEWIS		MZ 250 - Morris Racing Lubricants #MRL		
IDEAL LAP TIME : 2:36.010		BEST LAP TIME : 2:36.010		DIFFERENCE : 0.000		
LAP	SECTOR 1	SECTOR 2	LAP TIME	MPH	DIFF	TIME OF DAY
1 -		50.913	3:48.027	46.87	1:12.017	11:33:18.932
2 -	1:45.144	50.866	2:36.010 (1)	68.50		11:35:54.942
3 -	1:45.739	51.299	2:37.038 (2)	68.06	1.028	11:38:31.980
4 -	1:47.100	51.853	2:38.953 (3)	67.24	2.943	11:41:10.933

P30 56 MZ		Russell TURNER		MZ 250 - TT Racing		
IDEAL LAP TIME : 2:40.877		BEST LAP TIME : 2:40.877		DIFFERENCE : 0.000		
LAP	SECTOR 1	SECTOR 2	LAP TIME	MPH	DIFF	TIME OF DAY
1 -		54.921	3:57.964	44.91	1:17.087	11:33:28.869
2 -	1:47.521	53.356	2:40.877 (1)	66.43		11:36:09.746
3 -	1:47.531	53.664	2:41.195 (2)	66.30	0.318	11:38:50.941
4 -	1:49.816	57.122	2:46.938 (3)	64.02	6.061	11:41:37.879

BMCRC - MRO Championships 2024 - Rnd 6 @ Snetterton 300

ACU Team Green Junior Cup & Senior Ninja & BMZRC 250 MZ

RACE 1 - SECTOR ANALYSIS



SECTOR 1 = FL to I1, SECTOR 2 = I1 to FL, DIFF = Difference To Personal Best Lap, P = Crossed Finish Line in Pit Lane, D = Time Disallowed

P31 38 MZ		Chris PETTET		MZ ETZ250 -		
IDEAL LAP TIME : 2:42.197		BEST LAP TIME : 2:43.524		DIFFERENCE : 1.327		
LAP	SECTOR 1	SECTOR 2	LAP TIME	MPH	DIFF	TIME OF DAY
1 -		53.892	3:57.088	45.08	1:13.564	11:33:27.993
2 -	1:49.759	54.148	2:43.907 (2)	65.20	0.383	11:36:11.900
3 -	1:48.305	55.219	2:43.524 (1)	65.36		11:38:55.424
4 -	1:50.105	54.241	2:44.346 (3)	65.03	0.822	11:41:39.770

P32 96 MZ		Chris KENT		MZ TS 250 -		
IDEAL LAP TIME : 2:24.984		BEST LAP TIME : 2:24.984		DIFFERENCE : 0.000		
LAP	SECTOR 1	SECTOR 2	LAP TIME	MPH	DIFF	TIME OF DAY
1 -		48.274	3:39.554	48.68	1:14.570	11:33:10.459
2 -	1:37.760	47.224	2:24.984 (1)	73.71		11:35:35.443
3 -	1:40.449	48.148	2:28.597 (2)	71.92	3.613	11:38:04.040
4 -	1:41.098	48.537	2:29.635 (3)	71.42	4.651	11:40:33.675

P33 12 J		Kees RAMSEY		Kawasaki NINJA 400 -		
IDEAL LAP TIME : 2:21.560		BEST LAP TIME : 2:21.809		DIFFERENCE : 0.249		
LAP	SECTOR 1	SECTOR 2	LAP TIME	MPH	DIFF	TIME OF DAY
1 -		47.748	2:39.015	67.21	17.206	11:32:09.920
2 -	1:36.653	46.553	2:23.206 (2)	74.63	1.397	11:34:33.126
3 -	1:35.387	46.422	2:21.809 (1)	75.36		11:36:54.935

P34 565 MZ		Louis KERSHAW		MZ 250 - Team Lucky Streetsy/Walkers Campers		
IDEAL LAP TIME : 2:24.810		BEST LAP TIME : 2:24.845		DIFFERENCE : 0.035		
LAP	SECTOR 1	SECTOR 2	LAP TIME	MPH	DIFF	TIME OF DAY
1 -		48.814	3:40.456	48.48	1:15.611	11:33:11.361
2 -	1:37.746	47.099	2:24.845 (1)	73.78		11:35:36.206
3 -	1:37.711	47.516	2:25.227 (2)	73.59	0.382	11:38:01.433

P35 75 MZ		Peter WOODALL		MZ ETZ 250 - Online Lubricants		
IDEAL LAP TIME : 2:27.077		BEST LAP TIME : 2:27.456		DIFFERENCE : 0.379		
LAP	SECTOR 1	SECTOR 2	LAP TIME	MPH	DIFF	TIME OF DAY
1 -		48.100	3:38.666	48.87	1:11.210	11:33:09.571
2 -	1:38.977	48.479	2:27.456 (1)	72.48		11:35:37.027

BMCRC - MRO Championships 2024 - Rnd 6 @ Snetterton 300

ACU Team Green Junior Cup & Senior Ninja & BMZRC 250 MZ

RACE 1 - BEST SECTORS

SECTOR 1			SECTOR 2			IDEAL / BEST COMPARISON						
POS	NO	NAME	TIME	NO	NAME	TIME	POS	NO	NAME	IDEAL	BEST	DIFF
									PERFECT LAP	2:16.509		
1	1	ATKINSON	1:31.844	1	ATKINSON	44.665	1	1	ATKINSON	2:16.509	2:16.866	0.357
2	2	WATT	1:32.394	45	MACKENZIE	44.967	2	2	WATT	2:17.380	2:17.380	0.000
3	7	ROOKER	1:32.628	2	WATT	44.986	3	45	MACKENZIE	2:17.613	2:17.776	0.163
4	81	SIMS	1:32.646	7	ROOKER	45.020	4	7	ROOKER	2:17.648	2:17.648	0.000
5	45	MACKENZIE	1:32.646	81	SIMS	45.113	5	81	SIMS	2:17.759	2:17.945	0.186
6	76	WILKINSON	1:32.756	76	WILKINSON	45.292	6	76	WILKINSON	2:18.048	2:18.200	0.152
7	27	BROWN	1:33.889	27	BROWN	45.337	7	27	BROWN	2:19.226	2:19.277	0.051
8	9	PERRY	1:34.538	17	BUSA	45.891	8	17	BUSA	2:20.809	2:20.809	0.000
9	6	BUSA	1:34.834	85	WALES	46.269	9	9	PERRY	2:20.816	2:20.816	0.000
10	17	BUSA	1:34.918	9	PERRY	46.278	10	12	RAMSEY	2:21.560	2:21.809	0.249
11	12	RAMSEY	1:35.138	12	RAMSEY	46.422	11	6	BUSA	2:21.605	2:21.789	0.184
12	65	RHODES	1:35.401	69	MANN	46.539	12	16	LAYTON	2:22.284	2:22.284	0.000
13	16	LAYTON	1:35.718	16	LAYTON	46.566	13	65	RHODES	2:22.592	2:22.618	0.026
14	43	SWARBRICK	1:36.016	6	BUSA	46.771	14	43	SWARBRICK	2:22.810	2:22.810	0.000
15	69	MANN	1:36.744	43	SWARBRICK	46.794	15	85	WALES	2:23.230	2:23.230	0.000
16	85	WALES	1:36.961	565	KERSHAW	47.099	16	69	MANN	2:23.283	2:23.283	0.000
17	565	KERSHAW	1:37.711	65	RHODES	47.191	17	565	KERSHAW	2:24.810	2:24.845	0.035
18	96	KENT	1:37.760	96	KENT	47.224	18	96	KENT	2:24.984	2:24.984	0.000
19	54	SCOTT	1:38.511	75	WOODALL	48.100	19	54	SCOTT	2:26.686	2:26.686	0.000
20	75	WOODALL	1:38.977	54	SCOTT	48.175	20	75	WOODALL	2:27.077	2:27.456	0.379
21	66	SMITH	1:39.225	66	SMITH	48.880	21	66	SMITH	2:28.105	2:28.371	0.266
22	33	KLINGE	1:39.457	13	RYAN	49.121	22	33	KLINGE	2:28.710	2:28.710	0.000
23	13	RYAN	1:39.891	102	WRIGHT	49.190	23	13	RYAN	2:29.012	2:29.012	0.000
24	102	WRIGHT	1:40.128	33	KLINGE	49.253	24	102	WRIGHT	2:29.318	2:29.318	0.000
25	57	BUCKHAM	1:40.932	32	ASHMEAD	49.273	25	11	CRIPPS	2:30.620	2:30.946	0.326
26	41	WILLIAMS	1:41.023	11	CRIPPS	49.530	26	41	WILLIAMS	2:30.701	2:30.701	0.000
27	11	CRIPPS	1:41.090	41	WILLIAMS	49.678	27	57	BUCKHAM	2:31.248	2:31.248	0.000
28	4	FRANKLIN	1:41.177	57	BUCKHAM	50.316	28	4	FRANKLIN	2:31.576	2:31.576	0.000
29	32	ASHMEAD	1:42.408	4	FRANKLIN	50.399	29	32	ASHMEAD	2:31.681	2:31.686	0.005
30	26	CHAMPION	1:43.576	166	LEWIS	50.866	30	26	CHAMPION	2:34.941	2:35.707	0.766
31	73	GRAYSON	1:44.628	26	CHAMPION	51.365	31	166	LEWIS	2:36.010	2:36.010	0.000
32	166	LEWIS	1:45.144	73	GRAYSON	51.996	32	73	GRAYSON	2:36.624	2:37.090	0.466
33	56	TURNER	1:47.521	56	TURNER	53.356	33	56	TURNER	2:40.877	2:40.877	0.000
34	38	PETTET	1:48.305	38	PETTET	53.892	34	38	PETTET	2:42.197	2:43.524	1.327
35							35	46	CARTER		2:25.534	
36												

BMCRC - MRO Championships 2024 - Rnd 6 @ Snetterton 300

ACU Team Green Junior Cup & Senior Ninja & BMZRC 250 MZ

RACE 1 - STATISTICS

Competitors Started 36
Planned Start 2024-08-31 @ 11:05:00.000
Actual Start 2024-08-31 @ 11:29:30.905
Finish Time 2024-08-31 @ 11:41:07.753
Track Length 2.9689mi.
Total Laps 164
Total Distance Covered 486.9014mi.

Session Fastest Lap History

NO	CL	NAME	LAP TIME	TIME OF DAY	LAP	VEHICLE
1	S	Phil ATKINSON	2:16.866	11:34:12.032	2	Kawasaki NINJA 400

Session Leader History

NO	CL	NAME	FROM LAP	LAPS LED	DISTANCE	VEHICLE
1	S	Phil ATKINSON	1	5	14.84 miles	Kawasaki NINJA 400

Flag History

TYPE	TIME OF DAY
GREEN	11:29:30.905
FINISH	11:41:07.753

Flag Statistics

TYPE	COUNT	TOTAL LAPS	TOTAL TIME
Green	1	5	14:02.576
Red	0	0	0.000
Safety Car	0	0	0.000
FCY	0	0	0.000

BMCRC - MRO Championships 2024 - Rnd 6 @ Snetterton 300

ACU Team Green Junior Cup & Senior Ninja & BMZRC 250 MZ

RACE 1 - STATISTICS

CLASS : J

13 Starters

Fastest Lap History

NO	NAME	LAP TIME	TIME OF DAY	LAP	VEHICLE
2	Kade WATT	2:17.380	11:34:14.287	2	Kawasaki NINJA 400

Leader History

NO	NAME	FROM LAP	LAPS LED	DISTANCE	VEHICLE
76	Luca WILKINSON	1	1	2.96 miles	Kawasaki NINJA400
2	Kade WATT	2	1	2.96 miles	Kawasaki NINJA 400
76	Luca WILKINSON	3	1	2.96 miles	Kawasaki NINJA400
2	Kade WATT	4	1	2.96 miles	Kawasaki NINJA 400
76	Luca WILKINSON	5	1	2.96 miles	Kawasaki NINJA400

BMCRC - MRO Championships 2024 - Rnd 6 @ Snetterton 300

ACU Team Green Junior Cup & Senior Ninja & BMZRC 250 MZ

RACE 1 - STATISTICS

CLASS : S

9 Starters

Fastest Lap History

NO	NAME	LAP TIME	TIME OF DAY	LAP	VEHICLE
1	Phil ATKINSON	2:16.866	11:34:12.032	2	Kawasaki NINJA 400

Leader History

NO	NAME	FROM LAP	LAPS LED	DISTANCE	VEHICLE
1	Phil ATKINSON	1	5	14.84 miles	Kawasaki NINJA 400

BMCRC - MRO Championships 2024 - Rnd 6 @ Snetterton 300

ACU Team Green Junior Cup & Senior Ninja & BMZRC 250 MZ

RACE 1 - STATISTICS

CLASS : MZ

13 Starters

Fastest Lap History

NO	NAME	LAP TIME	TIME OF DAY	LAP	VEHICLE
69	Alexander MANN	2:24.391	11:35:35.386	2	MZ TS 250
69	Alexander MANN	2:23.283	11:37:58.670	3	MZ TS 250
85	Andrew WALES	2:23.230	11:37:58.799	3	MZ ETZ 250

Leader History

NO	NAME	FROM LAP	LAPS LED	DISTANCE	VEHICLE
75	Peter WOODALL	1	1	2.96 miles	MZ ETZ 250
69	Alexander MANN	2	4	11.87 miles	MZ TS 250

BMCRC - MRO Championships 2024 - Rnd 6 @ Snetterton 300

ACU Team Green Junior Cup & Senior Ninja & BMZRC 250 MZ

RACE 1 - STATISTICS

CLASS : MZ_R

1 Starters

Fastest Lap History

NO	NAME	LAP TIME	TIME OF DAY	LAP	VEHICLE
102	Caleb WRIGHT	2:30.163	11:35:44.617	2	MZ 250 ETZ
102	Caleb WRIGHT	2:29.318	11:43:14.728	5	MZ 250 ETZ

Leader History

NO	NAME	FROM LAP	LAPS LED	DISTANCE	VEHICLE
102	Caleb WRIGHT	1	5	14.84 miles	MZ 250 ETZ



BMCRC - MRO Championships 2024 - Rnd 6 @ Snetterton 300

ACU Team Green Junior Cup & Senior Ninja & BMZRC 250 MZ

RACE 9 - GRID (5 Laps)

ROW 14	42	90	Jack WOLFF	2:43.524	41	38	Chris PETTET	2:40.877	40	56	Russell TURNER		
ROW 13		39	95	Christopher ROGERS	2:36.010	38	166	Graeme LEWIS	2:31.686	37	32	John ASHMEAD	
ROW 12		36	11	Carl CRIPPS	2:30.946	35	41	Gary WILLIAMS	2:29.318	34	102	Caleb WRIGHT	
ROW 11			33	13	Gordon RYAN	2:29.012	32	75	Peter WOODALL	2:27.456	31	96	Chris KENT
ROW 10		30	565	Louis KERSHAW	2:24.845	29	69	Alexander MANN	2:23.283	28	85	Andrew WALES	
ROW 9			27			26				25			
ROW 8		24				23			2:37.090	22	73	Jemma GRAYSON	
ROW 7			21	26	Brooke CHAMPION	2:35.707	20	4	Nigel FRANKLIN	2:31.576	19	57	Richard BUCKHAM
ROW 6		18	33	Patrick KLINGE	2:28.710	17	66	Mark SMITH	2:28.371	16	54	Ben SCOTT	
ROW 5			15	46	Isobel CARTER	2:25.534	14	43	Mark SWARBRICK	2:22.810	13	65	Lilly RHODES
ROW 4		12	16	Aleisha LAYTON	2:22.284	11	12	Kees RAMSEY	2:21.809	10	6	Kian BUSA	
ROW 3			9	9	Kobe PERRY	2:20.816	8	17	Daryn BUSA	2:20.809	7	27	Ben BROWN
ROW 2		6	76	Luca WILKINSON	2:18.200	5	81	Ollie SIMS	2:17.945	4	45	Marley MACKENZIE	
ROW 1			3	7	Travis ROOKER	2:17.648	2	2	Kade WATT	2:17.380	1	1	Phil ATKINSON

Pole



These results are provisional until the conclusion of any judicial and technical matters.

Snetterton 300: 2.9689 miles

Clerk Of Course:	Stewards:	Timekeeper:	<i>Craig Smith</i>	
------------------	-----------	-------------	--------------------	--

Results can be found at www.tsl-timing.com

Printed - 11:49 Saturday, 31 August 2024





BMCRC - MRO Championships 2024 - Rnd 6 @ Snetterton 300

ACU Team Green Junior Cup & Senior Ninja & BMZRC 250 MZ

RACE 9 - CLASSIFICATION

Race Distance: 5 Laps / 14.84 miles

POS	NO	CL	PIC	NAME	ENTRY	LAPS	TIME	GAP	DIFF	MPH	BEST	ON	GRD	↑↓
1	2	J	1	Kade WATT	Kawasaki NINJA 400 - 3D Racing	5	11:39.178			76.43	2:17.913	4	2	1
2	1	S	1	Phil ATKINSON	Kawasaki NINJA 400 - ROSE MOT/O Oil Treatments	5	11:39.575	0.397	0.397	76.38	2:17.894	3	1	-1
3	81	J	2	Ollie SIMS	Kawasaki NINJA 400 - Motorbodies Weston ltd	5	11:40.375	1.197	0.800	76.30	2:18.022	3	5	2
4	76	J	3	Luca WILKINSON	Kawasaki NINJA400 - RD RACING	5	11:41.223	2.045	0.848	76.21	2:18.256	3	6	2
5	27	S	2	Ben BROWN	Kawasaki NINJA 400 - Hunts Motorcycles	5	11:41.304	2.126	0.081	76.20	2:17.865	4	7	2
6	16	J	4	Aleisha LAYTON	Kawasaki NINJA 400 -	5	11:56.281	17.103	14.977	74.60	2:21.270	4	12	6
7	17	S	3	Daryn BUSA	Kawasaki NINJA 400 - iActiveRC	5	11:56.532	17.354	0.251	74.58	2:21.551	3	8	1
8	9	J	5	Kobe PERRY	Kawasaki NINJA -	5	11:56.630	17.452	0.098	74.57	2:21.685	4	9	1
9	65	J	6	Lilly RHODES	Kawasaki NINJA - Family	5	12:01.127	21.949	4.497	74.10	2:22.270	3	13	4
10	43	S	4	Mark SWARBRICK	Kawasaki NINJA 400 -	5	12:13.720	34.542	12.593	72.83	2:25.311	2	14	4
11	12	J	7	Kees RAMSEY	Kawasaki NINJA 400 -	5	12:25.865	46.687	12.145	71.64	2:26.074	5	11	0
12	46	J	8	Isobel CARTER	Kawasaki 300 -	5	12:26.249	47.071	0.384	71.61	2:26.246	5	15	3
13	54	S	5	Ben SCOTT	Kawasaki NINJA 250 - GI Landscapes VampTech	5	12:27.299	48.121	1.050	71.51	2:26.855	5	16	3
14	66	S	6	Mark SMITH	Kawasaki EX300 - IMP RACING	5	12:36.398	57.220	9.099	70.65	2:29.122	3	17	3
15	33	J	9	Patrick KLINGE	Kawasaki NINJA 400 - Klingklong Racing	5	12:40.230	1:01.052	3.832	70.29	2:29.652	3	18	3
16	57	S	7	Richard BUCKHAM	Kawasaki NINJA 400 -	5	12:52.434	1:13.256	12.204	69.18	2:32.267	2	19	3
17	85	MZ	1	Andrew WALES	MZ ETZ 250 - Show Control International	5	12:56.147	1:16.969	3.713	68.85	2:25.378	2	23	6
18	4	S	8	Nigel FRANKLIN	Kawasaki NINJA - Nigel Franklin	5	13:02.579	1:23.401	6.432	68.28	2:32.878	2	20	2
19	96	MZ	2	Chris KENT	MZ TS 250 -	5	13:02.765	1:23.587	0.186	68.27	2:26.124	2	26	7
20	95	MZ	3	Christopher ROGERS	Mz ETZ 250 - CB Racing	5	13:03.291	1:24.113	0.526	68.22	2:26.631	5	34	14
21	26	J	10	Brooke CHAMPION	Kawasaki 300 NINJA -	5	13:23.087	1:43.909	19.796	66.54	2:37.114	2	21	0
22	102	MZ	4	Caleb WRIGHT	MZ 250 ETZ - Clover Investments	5	13:25.498	1:46.320	2.411	66.34	2:31.471	2	29	7
23	32	MZ	5	John ASHMEAD	Mz 250 -	5	13:32.481	1:53.303	6.983	65.77	2:33.058	3	32	9
24	11	MZ	6	Carl CRIPPS	MZ ETZ250 - MIS UK Ltd	5	13:32.563	1:53.385	0.082	65.76	2:31.392	2	31	7
25	73	S	9	Jemma GRAYSON	Kawasaki NINJA 300 -	5	13:32.943	1:53.765	0.380	65.73	2:38.734	5	22	-3
26	41	MZ	7	Gary WILLIAMS	MZ ETZ 250 -	5	13:41.418	2:02.240	8.475	65.05	2:33.862	2	30	4
27	166	MZ	8	Graeme LEWIS	MZ 250 - Morris Racing Lubricants #MRL	5	13:45.230	2:06.052	3.812	64.75	2:34.387	4	33	6
28	56	MZ	9	Russell TURNER	MZ 250 - TT Racing	5	13:45.468	2:06.290	0.238	64.73	2:34.886	3	35	7
29	90	MZ	10	Jack WOLFF	MZ 250 -	5	14:05.866	2:26.688	20.398	63.17	2:38.087	2	37	8
30	6	J	11	Kian BUSA	Kawasaki 400 NINJA - iActiveRC	4	11:42.629	1 Lap	1 Lap	60.84	2:25.041	3	10	-20
31	38	MZ	11	Chris PETTET	MZ ETZ250 -	4	12:05.162	1 Lap	22.533	58.95	2:45.119	2	36	5

NOT CLASSIFIED

DNF	7	J		Travis ROOKER	Kawasaki NINJA 400 - Swedish car connection	4	9:20.924	1 Lap		76.21	2:18.251	3	3	
DNF	45	J		Marley MACKENZIE	Kawasaki NINJA - Kirkcaldy Kawasaki, ELPM	4	9:21.503	1 Lap	0.579	76.13	2:17.959	4	4	
DNF	69	MZ		Alexander MANN	MZ TS 250 - HS RACING	2	5:37.216	3 Laps	2 Laps	63.39	2:24.681	2	24	
DNF	565	MZ		Louis KERSHAW	MZ 250 - Team Lucky Streetsy/Walkers Campers	0							25	
DNF	75	MZ		Peter WOODALL	MZ ETZ 250 - Online Lubricants	0							27	
DNF	13	MZ		Gordon RYAN	MZ 250 - Prism Work Psychology	0							28	

FASTEST LAP

27	S			Ben BROWN	Kawasaki NINJA 400 - Hunts Motorcycles	4	2:17.865			77.52 mph			124.76 kph	
2	J			Kade WATT	Kawasaki NINJA 400 - 3D Racing	4	2:17.913			77.49 mph			124.72 kph	
69	MZ			Alexander MANN	MZ TS 250 - HS RACING	2	2:24.681			73.87 mph			118.88 kph	

Comments:

Class J - 92.5% of Race Speed = 70.69 mph
 Class S - 92.5% of Race Speed = 70.65 mph
 Class MZ - 92.5% of Race Speed = 63.68 mph

Weather / Track : Cloudy / Dry

These results are provisional until the conclusion of any judicial and technical matters.

Date: 31/08/2024 Start: 15:06 Finish: 15:18

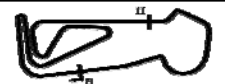
Snetterton 300: 2.9689 miles

Clerk Of Course:

Stewards:

Timekeeper:

Craig Smith



BMCRC - MRO Championships 2024 - Rnd 6 @ Snetterton 300

ACU Team Green Junior Cup & Senior Ninja & BMZRC 250 MZ

RACE 9 - LAP CHART

LAP 1 @ 15:09:09.517			LAP 2 @ 15:11:27.976			LAP 3 @ 15:13:46.232			LAP 4 @ 15:16:04.724			LAP 5 @ 15:18:23.735		
NO	BEHIND	LAP TIME	NO	BEHIND	LAP TIME	NO	BEHIND	LAP TIME	NO	BEHIND	LAP TIME	NO	BEHIND	LAP TIME
76		2:24.960	76		2:18.459	76		2:18.256	2		2:17.913	2		2:19.011
2	0.267	2:25.227	2	0.081	2:18.273	2	0.579	2:18.754	76	0.171	2:18.663	1	0.397	2:18.099
81	0.675	2:25.635	7	0.895	2:18.488	81	0.751	2:18.022	81	0.676	2:18.417	81	1.197	2:19.532
45	0.781	2:25.741	81	0.985	2:18.769	1	0.843	2:17.894	7	0.757	2:18.359	76	2.045	2:20.885
1	0.782	2:25.742	1	1.205	2:18.882	7	0.890	2:18.251	1	1.309	2:18.958	27	2.126	2:19.020
27	0.816	2:25.776	45	1.804	2:19.482	45	1.869	2:18.321	45	1.336	2:17.959	6	1 Lap	2:27.305
7	0.866	2:25.826	27	2.310	2:19.953	27	2.744	2:18.690	27	2.117	2:17.865	16	17.103	2:22.353
16	2.869	2:27.829	16	7.032	2:22.622	17	10.433	2:21.551	16	13.761	2:21.270	17	17.354	2:22.285
17	3.243	2:28.203	17	7.138	2:22.354	16	10.983	2:22.207	17	14.080	2:22.139	9	17.452	2:22.123
9	3.551	2:28.511	9	7.499	2:22.407	9	11.147	2:21.904	9	14.340	2:21.685	65	21.949	2:24.634
65	4.183	2:29.143	65	8.470	2:22.746	65	12.484	2:22.270	65	16.326	2:22.334	38	1 Lap	3:00.540
43	6.115	2:31.075	43	12.967	2:25.311	43	20.555	2:25.844	43	27.481	2:25.418	43	34.542	2:26.072
54	11.633	2:36.593	46	21.647	2:27.598	12	30.901	2:26.083	12	39.624	2:27.215	12	46.687	2:26.074
66	12.166	2:37.126	54	22.286	2:29.112	46	31.302	2:27.911	46	39.836	2:27.026	46	47.071	2:26.246
46	12.508	2:37.468	12	23.074	2:26.411	54	31.535	2:27.505	54	40.277	2:27.234	54	48.121	2:26.855
12	15.122	2:40.082	66	23.228	2:29.521	66	34.094	2:29.122	66	45.423	2:29.821	66	57.220	2:30.808
33	15.264	2:40.224	33	26.954	2:30.149	33	38.350	2:29.652	33	49.745	2:29.887	33	1:01.052	2:30.318
57	16.384	2:41.344	57	30.192	2:32.267	57	44.560	2:32.624	57	58.747	2:32.679	57	1:13.256	2:33.520
4	17.650	2:42.610	4	32.069	2:32.878	4	48.337	2:34.524	4	1:06.030	2:36.185	85	1:16.969	2:25.488
26	18.226	2:43.186	26	36.881	2:37.114	26	58.202	2:39.577	85	1:10.492	2:26.896	4	1:23.401	2:36.382
73	25.532	2:50.492	73	48.327	2:41.254	85	1:02.088	2:26.172	96	1:14.077	2:27.995	96	1:23.587	2:28.521
95	47.167	3:12.127	69	53.797	2:24.681	96	1:04.574	2:26.184	95	1:16.493	2:28.764	95	1:24.113	2:26.631
85	47.253	3:12.213	85	54.172	2:25.378	95	1:06.221	2:28.504	26	1:20.670	2:40.960	26	1:43.909	2:42.250
69	47.575	3:12.535	95	55.973	2:27.265	73	1:12.147	2:42.076	102	1:33.464	2:32.351	102	1:46.320	2:31.867
96	48.981	3:13.941	96	56.646	2:26.124	102	1:19.605	2:31.577	73	1:34.042	2:40.387	32	1:53.303	2:33.854
102	53.272	3:18.232	102	1:06.284	2:31.471	11	1:23.728	2:33.813	11	1:37.646	2:32.410	11	1:53.385	2:34.750
32	53.500	3:18.460	11	1:08.171	2:31.392	32	1:23.869	2:33.058	32	1:38.460	2:33.083	73	1:53.765	2:38.734
11	55.238	3:20.198	32	1:09.067	2:34.026	41	1:31.027	2:35.274	41	1:47.235	2:34.700	41	2:02.240	2:34.016
166	56.077	3:21.037	166	1:12.937	2:35.319	56	1:32.419	2:34.886	166	1:48.526	2:34.387	166	2:06.052	2:36.537
56	58.103	3:23.063	41	1:14.009	2:33.862	166	1:32.631	2:37.950	56	1:49.665	2:35.738	56	2:06.290	2:35.636
41	58.606	3:23.566	56	1:15.789	2:36.145	90	1:41.504	2:40.803	90	2:04.691	2:41.679	90	2:26.688	2:41.008
90	59.329	3:24.289	90	1:18.957	2:38.087	38	2:02.947	2:48.250						
38	1:06.293	3:31.253	38	1:32.953	2:45.119	6	2:13.649	2:25.041						
6	1:57.072	4:22.032 P	6	2:06.864	2:28.251									

BMCRC - MRO Championships 2024 - Rnd 6 @ Snetterton 300

ACU Team Green Junior Cup & Senior Ninja & BMZRC 250 MZ

RACE 9 - POSITION CHART

No	Name	Lap Pos					
			1	2	3	4	5
1	ATKINSON	1	76	76	76	2	2
2	WATT	2	2	2	2	76	1
7	ROOKER	3	81	7	81	81	81
45	MACKENZIE	4	45	81	1	7	76
81	SIMS	5	1	1	7	1	27
76	WILKINSON	6	27	45	45	45	16
27	BROWN	7	7	27	27	27	17
17	BUSA	8	16	16	17	16	9
9	PERRY	9	17	17	16	17	65
6	BUSA	10	9	9	9	9	43
12	RAMSEY	11	65	65	65	65	12
16	LAYTON	12	43	43	43	43	46
65	RHODES	13	54	46	12	12	54
43	SWARBRICK	14	66	54	46	46	66
46	CARTER	15	46	12	54	54	33
54	SCOTT	16	12	66	66	66	57
66	SMITH	17	33	33	33	33	85
33	KLINGE	18	57	57	57	57	4
57	BUCKHAM	19	4	4	4	4	96
4	FRANKLIN	20	26	26	26	85	95
26	CHAMPION	21	73	73	85	96	26
73	GRAYSON	22	95	69	96	95	102
85	WALES	23	85	85	95	26	32
69	MANN	24	69	95	73	102	11
565	KERSHAW	25	96	96	102	73	73
96	KENT	26	102	102	11	11	41
75	WOODALL	27	32	11	32	32	166
13	RYAN	28	11	32	41	41	56
102	WRIGHT	29	166	166	56	166	90
41	WILLIAMS	30	56	41	166	56	
11	CRIPPS	31	41	56	90	90	
32	ASHMEAD	32	90	90	38	6	
166	LEWIS	33	38	38	6	38	
95	ROGERS	34	6	6			
56	TURNER	35					
38	PETTET	36					
90	WOLFF	37					

BMCRC - MRO Championships 2024 - Rnd 6 @ Snetterton 300

ACU Team Green Junior Cup & Senior Ninja & BMZRC 250 MZ

RACE 9 - SECTOR ANALYSIS



SECTOR 1 = FL to I1, SECTOR 2 = I1 to FL, DIFF = Difference To Personal Best Lap, P = Crossed Finish Line in Pit Lane, D = Time Disallowed

P1		2 J		Kade WATT		Kawasaki NINJA 400 - 3D Racing	
IDEAL LAP TIME : 2:17.913		BEST LAP TIME : 2:17.913		DIFFERENCE : 0.000			
LAP	SECTOR 1	SECTOR 2	LAP TIME	MPH	DIFF	TIME OF DAY	
1 -		45.783	2:25.227	73.59	7.314	15:09:09.784	
2 -	1:33.212	45.061	2:18.273 (2)	77.29	0.360	15:11:28.057	
3 -	1:33.105	45.649	2:18.754 (3)	77.02	0.841	15:13:46.811	
4 -	1:33.080	44.833	2:17.913 (1)	77.49		15:16:04.724	
5 -	1:33.879	45.132	2:19.011	76.88	1.098	15:18:23.735	

P2		1 S		Phil ATKINSON		Kawasaki NINJA 400 - ROSE MOT/Q Oil Treatments	
IDEAL LAP TIME : 2:17.142		BEST LAP TIME : 2:17.894		DIFFERENCE : 0.752			
LAP	SECTOR 1	SECTOR 2	LAP TIME	MPH	DIFF	TIME OF DAY	
1 -		46.152	2:25.742	73.33	7.848	15:09:10.299	
2 -	1:33.368	45.514	2:18.882 (3)	76.95	0.988	15:11:29.181	
3 -	1:32.147	45.747	2:17.894 (1)	77.50		15:13:47.075	
4 -	1:32.909	46.049	2:18.958	76.91	1.064	15:16:06.033	
5 -	1:33.104	44.995	2:18.099 (2)	77.39	0.205	15:18:24.132	

P3		81 J		Ollie SIMS		Kawasaki NINJA 400 - Motorbodies Weston Ltd	
IDEAL LAP TIME : 2:17.815		BEST LAP TIME : 2:18.022		DIFFERENCE : 0.207			
LAP	SECTOR 1	SECTOR 2	LAP TIME	MPH	DIFF	TIME OF DAY	
1 -		46.029	2:25.635	73.38	7.613	15:09:10.192	
2 -	1:33.447	45.322	2:18.769 (3)	77.02	0.747	15:11:28.961	
3 -	1:32.493	45.529	2:18.022 (1)	77.43		15:13:46.983	
4 -	1:32.916	45.501	2:18.417 (2)	77.21	0.395	15:16:05.400	
5 -	1:33.971	45.561	2:19.532	76.59	1.510	15:18:24.932	

P4		76 J		Luca WILKINSON		Kawasaki NINJA400 - RD RACING	
IDEAL LAP TIME : 2:18.223		BEST LAP TIME : 2:18.256		DIFFERENCE : 0.033			
LAP	SECTOR 1	SECTOR 2	LAP TIME	MPH	DIFF	TIME OF DAY	
1 -		45.730	2:24.960	73.73	6.704	15:09:09.517	
2 -	1:33.025	45.434	2:18.459 (2)	77.19	0.203	15:11:27.976	
3 -	1:32.954	45.302	2:18.256 (1)	77.30		15:13:46.232	
4 -	1:33.394	45.269	2:18.663 (3)	77.07	0.407	15:16:04.895	
5 -	1:34.739	46.146	2:20.885	75.86	2.629	15:18:25.780	

P5		27 S		Ben BROWN		Kawasaki NINJA 400 - Hunts Motorcycles	
IDEAL LAP TIME : 2:17.577		BEST LAP TIME : 2:17.865		DIFFERENCE : 0.288			
LAP	SECTOR 1	SECTOR 2	LAP TIME	MPH	DIFF	TIME OF DAY	
1 -		45.438	2:25.776	73.31	7.911	15:09:10.333	
2 -	1:33.724	46.229	2:19.953	76.36	2.088	15:11:30.286	
3 -	1:33.742	44.948	2:18.690 (2)	77.06	0.825	15:13:48.976	
4 -	1:33.070	44.795	2:17.865 (1)	77.52		15:16:06.841	
5 -	1:32.782	46.238	2:19.020 (3)	76.88	1.155	15:18:25.861	

P6		16 J		Aleisha LAYTON		Kawasaki NINJA 400 -	
IDEAL LAP TIME : 2:20.833		BEST LAP TIME : 2:21.270		DIFFERENCE : 0.437			
LAP	SECTOR 1	SECTOR 2	LAP TIME	MPH	DIFF	TIME OF DAY	
1 -		46.378	2:27.829	72.30	6.559	15:09:12.386	
2 -	1:35.547	47.075	2:22.622	74.93	1.352	15:11:35.008	
3 -	1:35.318	46.889	2:22.207 (2)	75.15	0.937	15:13:57.215	
4 -	1:34.455	46.815	2:21.270 (1)	75.65		15:16:18.485	
5 -	1:35.310	47.043	2:22.353 (3)	75.08	1.083	15:18:40.838	

BMCRC - MRO Championships 2024 - Rnd 6 @ Snetterton 300

ACU Team Green Junior Cup & Senior Ninja & BMZRC 250 MZ

RACE 9 - SECTOR ANALYSIS



SECTOR 1 = FL to I1, SECTOR 2 = I1 to FL, DIFF = Difference To Personal Best Lap, P = Crossed Finish Line in Pit Lane, D = Time Disallowed

P7 17 S		Daryn BUSA		Kawasaki NINJA 400 - iActiveRC		
IDEAL LAP TIME : 2:21.551		BEST LAP TIME : 2:21.551		DIFFERENCE : 0.000		
LAP	SECTOR 1	SECTOR 2	LAP TIME	MPH	DIFF	TIME OF DAY
1 -		46.604	2:28.203	72.11	6.652	15:09:12.760
2 -	1:35.475	46.879	2:22.354	75.08	0.803	15:11:35.114
3 -	1:35.182	46.369	2:21.551 (1)	75.50		15:13:56.665
4 -	1:35.230	46.909	2:22.139 (2)	75.19	0.588	15:16:18.804
5 -	1:35.408	46.877	2:22.285 (3)	75.11	0.734	15:18:41.089

P8 9 J		Kobe PERRY		Kawasaki NINJA -		
IDEAL LAP TIME : 2:21.516		BEST LAP TIME : 2:21.685		DIFFERENCE : 0.169		
LAP	SECTOR 1	SECTOR 2	LAP TIME	MPH	DIFF	TIME OF DAY
1 -		46.856	2:28.511	71.96	6.826	15:09:13.068
2 -	1:35.226	47.181	2:22.407	75.05	0.722	15:11:35.475
3 -	1:35.390	46.514	2:21.904 (2)	75.31	0.219	15:13:57.379
4 -	1:35.002	46.683	2:21.685 (1)	75.43		15:16:19.064
5 -	1:35.257	46.866	2:22.123 (3)	75.20	0.438	15:18:41.187

P9 65 J		Lilly RHODES		Kawasaki NINJA - Family		
IDEAL LAP TIME : 2:21.876		BEST LAP TIME : 2:22.270		DIFFERENCE : 0.394		
LAP	SECTOR 1	SECTOR 2	LAP TIME	MPH	DIFF	TIME OF DAY
1 -		46.754	2:29.143	71.66	6.873	15:09:13.700
2 -	1:35.662	47.084	2:22.746 (3)	74.87	0.476	15:11:36.446
3 -	1:35.369	46.901	2:22.270 (1)	75.12		15:13:57.716
4 -	1:35.122	47.212	2:22.334 (2)	75.09	0.064	15:16:21.050
5 -	1:36.318	48.316	2:24.634	73.89	2.364	15:18:45.684

P10 43 S		Mark SWARBRICK		Kawasaki NINJA 400 -		
IDEAL LAP TIME : 2:25.025		BEST LAP TIME : 2:25.311		DIFFERENCE : 0.286		
LAP	SECTOR 1	SECTOR 2	LAP TIME	MPH	DIFF	TIME OF DAY
1 -		47.325	2:31.075	70.74	5.764	15:09:15.632
2 -	1:37.794	47.517	2:25.311 (1)	73.55		15:11:40.943
3 -	1:37.971	47.873	2:25.844 (3)	73.28	0.533	15:14:06.787
4 -	1:37.700	47.718	2:25.418 (2)	73.49	0.107	15:16:32.205
5 -	1:38.220	47.852	2:26.072	73.16	0.761	15:18:58.277

P11 12 J		Kees RAMSEY		Kawasaki NINJA 400 -		
IDEAL LAP TIME : 2:25.877		BEST LAP TIME : 2:26.074		DIFFERENCE : 0.197		
LAP	SECTOR 1	SECTOR 2	LAP TIME	MPH	DIFF	TIME OF DAY
1 -		50.370	2:40.082	66.76	14.008	15:09:24.639
2 -	1:38.144	48.267	2:26.411 (3)	73.00	0.337	15:11:51.050
3 -	1:37.861	48.222	2:26.083 (2)	73.16	0.009	15:14:17.133
4 -	1:38.553	48.662	2:27.215	72.60	1.141	15:16:44.348
5 -	1:38.058	48.016	2:26.074 (1)	73.16		15:19:10.422

P12 46 J		Isobel CARTER		Kawasaki 300 -		
IDEAL LAP TIME : 2:26.246		BEST LAP TIME : 2:26.246		DIFFERENCE : 0.000		
LAP	SECTOR 1	SECTOR 2	LAP TIME	MPH	DIFF	TIME OF DAY
1 -		49.383	2:37.468	67.87	11.222	15:09:22.025
2 -	1:38.627	48.971	2:27.598 (3)	72.41	1.352	15:11:49.623
3 -	1:38.647	49.264	2:27.911	72.26	1.665	15:14:17.534
4 -	1:38.169	48.857	2:27.026 (2)	72.69	0.780	15:16:44.560
5 -	1:37.876	48.370	2:26.246 (1)	73.08		15:19:10.806

BMCRC - MRO Championships 2024 - Rnd 6 @ Snetterton 300

ACU Team Green Junior Cup & Senior Ninja & BMZRC 250 MZ

RACE 9 - SECTOR ANALYSIS



SECTOR 1 = FL to I1, SECTOR 2 = I1 to FL, DIFF = Difference To Personal Best Lap, P = Crossed Finish Line in Pit Lane, D = Time Disallowed

P13 54 S Ben SCOTT		Kawasaki NINJA 250 - GI Landscapes VampTech				
IDEAL LAP TIME : 2:26.354		BEST LAP TIME : 2:26.855		DIFFERENCE : 0.501		
LAP	SECTOR 1	SECTOR 2	LAP TIME	MPH	DIFF	TIME OF DAY
1 -		49.434	2:36.593	68.25	9.738	15:09:21.150
2 -	1:39.552	49.560	2:29.112	71.67	2.257	15:11:50.262
3 -	1:38.573	48.932	2:27.505 (3)	72.45	0.650	15:14:17.767
4 -	1:38.282	48.952	2:27.234 (2)	72.59	0.379	15:16:45.001
5 -	1:38.783	48.072	2:26.855 (1)	72.77		15:19:11.856

P14 66 S Mark SMITH		Kawasaki EX300 - IMP RACING				
IDEAL LAP TIME : 2:28.842		BEST LAP TIME : 2:29.122		DIFFERENCE : 0.280		
LAP	SECTOR 1	SECTOR 2	LAP TIME	MPH	DIFF	TIME OF DAY
1 -		49.188	2:37.126	68.02	8.004	15:09:21.683
2 -	1:39.899	49.622	2:29.521 (2)	71.48	0.399	15:11:51.204
3 -	1:39.863	49.259	2:29.122 (1)	71.67		15:14:20.326
4 -	1:40.842	48.979	2:29.821 (3)	71.33	0.699	15:16:50.147
5 -	1:41.559	49.249	2:30.808	70.87	1.686	15:19:20.955

P15 33 J Patrick KLINGE		Kawasaki NINJA 400 - Klingklong Racing				
IDEAL LAP TIME : 2:29.508		BEST LAP TIME : 2:29.652		DIFFERENCE : 0.144		
LAP	SECTOR 1	SECTOR 2	LAP TIME	MPH	DIFF	TIME OF DAY
1 -		50.803	2:40.224	66.70	10.572	15:09:24.781
2 -	1:40.269	49.880	2:30.149 (3)	71.18	0.497	15:11:54.930
3 -	1:39.853	49.799	2:29.652 (1)	71.41		15:14:24.582
4 -	1:40.232	49.655	2:29.887 (2)	71.30	0.235	15:16:54.469
5 -	1:40.340	49.978	2:30.318	71.10	0.666	15:19:24.787

P16 57 S Richard BUCKHAM		Kawasaki NINJA 400 -				
IDEAL LAP TIME : 2:31.828		BEST LAP TIME : 2:32.267		DIFFERENCE : 0.439		
LAP	SECTOR 1	SECTOR 2	LAP TIME	MPH	DIFF	TIME OF DAY
1 -		51.343	2:41.344	66.24	9.077	15:09:25.901
2 -	1:41.185	51.082	2:32.267 (1)	70.19		15:11:58.168
3 -	1:41.981	50.643	2:32.624 (2)	70.02	0.357	15:14:30.792
4 -	1:42.030	50.649	2:32.679 (3)	70.00	0.412	15:17:03.471
5 -	1:42.207	51.313	2:33.520	69.62	1.253	15:19:36.991

P17 85 MZ Andrew WALES		MZ ETZ 250 - Show Control International				
IDEAL LAP TIME : 2:25.135		BEST LAP TIME : 2:25.378		DIFFERENCE : 0.243		
LAP	SECTOR 1	SECTOR 2	LAP TIME	MPH	DIFF	TIME OF DAY
1 -		48.342	3:12.213	55.60	46.835	15:09:56.770
2 -	1:38.701	46.677	2:25.378 (1)	73.51		15:12:22.148
3 -	1:39.029	47.143	2:26.172 (3)	73.11	0.794	15:14:48.320
4 -	1:39.306	47.590	2:26.896	72.75	1.518	15:17:15.216
5 -	1:38.458	47.030	2:25.488 (2)	73.46	0.110	15:19:40.704

P18 4 S Nigel FRANKLIN		Kawasaki NINJA - Nigel Franklin				
IDEAL LAP TIME : 2:32.873		BEST LAP TIME : 2:32.878		DIFFERENCE : 0.005		
LAP	SECTOR 1	SECTOR 2	LAP TIME	MPH	DIFF	TIME OF DAY
1 -		51.165	2:42.610	65.72	9.732	15:09:27.167
2 -	1:41.708	51.170	2:32.878 (1)	69.91		15:12:00.045
3 -	1:42.976	51.548	2:34.524 (2)	69.16	1.646	15:14:34.569
4 -	1:43.476	52.709	2:36.185 (3)	68.43	3.307	15:17:10.754
5 -	1:43.696	52.686	2:36.382	68.34	3.504	15:19:47.136

BMCRC - MRO Championships 2024 - Rnd 6 @ Snetterton 300

ACU Team Green Junior Cup & Senior Ninja & BMZRC 250 MZ

RACE 9 - SECTOR ANALYSIS



SECTOR 1 = FL to I1, SECTOR 2 = I1 to FL, DIFF = Difference To Personal Best Lap, P = Crossed Finish Line in Pit Lane, D = Time Disallowed

P19 96 MZ Chris KENT		MZ TS 250 -				
IDEAL LAP TIME : 2:25.976		BEST LAP TIME : 2:26.124		DIFFERENCE : 0.148		
LAP	SECTOR 1	SECTOR 2	LAP TIME	MPH	DIFF	TIME OF DAY
1 -		48.281	3:13.941	55.10	47.817	15:09:58.498
2 -	1:38.552	47.572	2:26.124 (1)	73.14		15:12:24.622
3 -	1:38.415	47.769	2:26.184 (2)	73.11	0.060	15:14:50.806
4 -	1:40.434	47.561	2:27.995 (3)	72.21	1.871	15:17:18.801
5 -	1:39.749	48.772	2:28.521	71.96	2.397	15:19:47.322

P20 95 MZ Christopher ROGERS		Mz ETZ 250 - CB Racing				
IDEAL LAP TIME : 2:26.381		BEST LAP TIME : 2:26.631		DIFFERENCE : 0.250		
LAP	SECTOR 1	SECTOR 2	LAP TIME	MPH	DIFF	TIME OF DAY
1 -		48.325	3:12.127	55.63	45.496	15:09:56.684
2 -	1:39.550	47.715	2:27.265 (2)	72.57	0.634	15:12:23.949
3 -	1:40.146	48.358	2:28.504 (3)	71.97	1.873	15:14:52.453
4 -	1:40.058	48.706	2:28.764	71.84	2.133	15:17:21.217
5 -	1:38.666	47.965	2:26.631 (1)	72.89		15:19:47.848

P21 26 J Brooke CHAMPION		Kawasaki 300 NINJA -				
IDEAL LAP TIME : 2:35.005		BEST LAP TIME : 2:37.114		DIFFERENCE : 2.109		
LAP	SECTOR 1	SECTOR 2	LAP TIME	MPH	DIFF	TIME OF DAY
1 -		51.451	2:43.186	65.49	6.072	15:09:27.743
2 -	1:43.554	53.560	2:37.114 (1)	68.02		15:12:04.857
3 -	1:46.237	53.340	2:39.577 (2)	66.97	2.463	15:14:44.434
4 -	1:47.736	53.224	2:40.960 (3)	66.40	3.846	15:17:25.394
5 -	1:48.139	54.111	2:42.250	65.87	5.136	15:20:07.644

P22 102 MZ Caleb WRIGHT		MZ 250 ETZ - Clover Investments				
IDEAL LAP TIME : 2:31.270		BEST LAP TIME : 2:31.471		DIFFERENCE : 0.201		
LAP	SECTOR 1	SECTOR 2	LAP TIME	MPH	DIFF	TIME OF DAY
1 -		49.738	3:18.232	53.91	46.761	15:10:02.789
2 -	1:41.722	49.749	2:31.471 (1)	70.56		15:12:34.260
3 -	1:41.532	50.045	2:31.577 (2)	70.51	0.106	15:15:05.837
4 -	1:42.392	49.959	2:32.351	70.15	0.880	15:17:38.188
5 -	1:41.844	50.023	2:31.867 (3)	70.37	0.396	15:20:10.055

P23 32 MZ John ASHMEAD		Mz 250 -				
IDEAL LAP TIME : 2:32.026		BEST LAP TIME : 2:33.058		DIFFERENCE : 1.032		
LAP	SECTOR 1	SECTOR 2	LAP TIME	MPH	DIFF	TIME OF DAY
1 -		49.273	3:18.460	53.85	45.402	15:10:03.017
2 -	1:44.084	49.942	2:34.026	69.39	0.968	15:12:37.043
3 -	1:43.658	49.400	2:33.058 (1)	69.83		15:15:10.101
4 -	1:43.474	49.609	2:33.083 (2)	69.81	0.025	15:17:43.184
5 -	1:42.753	51.101	2:33.854 (3)	69.46	0.796	15:20:17.038

P24 11 MZ Carl CRIPPS		MZ ETZ250 - MIS UK Ltd				
IDEAL LAP TIME : 2:31.392		BEST LAP TIME : 2:31.392		DIFFERENCE : 0.000		
LAP	SECTOR 1	SECTOR 2	LAP TIME	MPH	DIFF	TIME OF DAY
1 -		50.322	3:20.198	53.38	48.806	15:10:04.755
2 -	1:41.215	50.177	2:31.392 (1)	70.59		15:12:36.147
3 -	1:43.144	50.669	2:33.813 (3)	69.48	2.421	15:15:09.960
4 -	1:42.009	50.401	2:32.410 (2)	70.12	1.018	15:17:42.370
5 -	1:43.434	51.316	2:34.750	69.06	3.358	15:20:17.120

BMCRC - MRO Championships 2024 - Rnd 6 @ Snetterton 300

ACU Team Green Junior Cup & Senior Ninja & BMZRC 250 MZ

RACE 9 - SECTOR ANALYSIS



SECTOR 1 = FL to I1, SECTOR 2 = I1 to FL, DIFF = Difference To Personal Best Lap, P = Crossed Finish Line in Pit Lane, D = Time Disallowed

P25 73 S		Jemma GRAYSON		Kawasaki NINJA 300 -		
IDEAL LAP TIME : 2:38.728		BEST LAP TIME : 2:38.734		DIFFERENCE : 0.006		
LAP	SECTOR 1	SECTOR 2	LAP TIME	MPH	DIFF	TIME OF DAY
1 -		53.898	2:50.492	62.68	11.758	15:09:35.049
2 -	1:47.247	54.007	2:41.254 (3)	66.28	2.520	15:12:16.303
3 -	1:48.750	53.326	2:42.076	65.94	3.342	15:14:58.379
4 -	1:46.949	53.438	2:40.387 (2)	66.63	1.653	15:17:38.766
5 -	1:45.402	53.332	2:38.734 (1)	67.33		15:20:17.500

P26 41 MZ		Gary WILLIAMS		MZ ETZ 250 -		
IDEAL LAP TIME : 2:33.652		BEST LAP TIME : 2:33.862		DIFFERENCE : 0.210		
LAP	SECTOR 1	SECTOR 2	LAP TIME	MPH	DIFF	TIME OF DAY
1 -		51.870	3:23.566	52.50	49.704	15:10:08.123
2 -	1:43.352	50.510	2:33.862 (1)	69.46		15:12:41.985
3 -	1:44.935	50.339	2:35.274	68.83	1.412	15:15:17.259
4 -	1:43.826	50.874	2:34.700 (3)	69.08	0.838	15:17:51.959
5 -	1:43.716	50.300	2:34.016 (2)	69.39	0.154	15:20:25.975

P27 166 MZ		Graeme LEWIS		MZ 250 - Morris Racing Lubricants #MRL		
IDEAL LAP TIME : 2:34.387		BEST LAP TIME : 2:34.387		DIFFERENCE : 0.000		
LAP	SECTOR 1	SECTOR 2	LAP TIME	MPH	DIFF	TIME OF DAY
1 -		51.281	3:21.037	53.16	46.650	15:10:05.594
2 -	1:44.199	51.120	2:35.319 (2)	68.81	0.932	15:12:40.913
3 -	1:46.663	51.287	2:37.950	67.66	3.563	15:15:18.863
4 -	1:43.878	50.509	2:34.387 (1)	69.22		15:17:53.250
5 -	1:45.611	50.926	2:36.537 (3)	68.27	2.150	15:20:29.787

P28 56 MZ		Russell TURNER		MZ 250 - TT Racing		
IDEAL LAP TIME : 2:34.886		BEST LAP TIME : 2:34.886		DIFFERENCE : 0.000		
LAP	SECTOR 1	SECTOR 2	LAP TIME	MPH	DIFF	TIME OF DAY
1 -		51.768	3:23.063	52.63	48.177	15:10:07.620
2 -	1:44.305	51.840	2:36.145	68.44	1.259	15:12:43.765
3 -	1:43.630	51.256	2:34.886 (1)	69.00		15:15:18.651
4 -	1:44.084	51.654	2:35.738 (3)	68.62	0.852	15:17:54.389
5 -	1:44.112	51.524	2:35.636 (2)	68.67	0.750	15:20:30.025

P29 90 MZ		Jack WOLFF		MZ 250 -		
IDEAL LAP TIME : 2:38.074		BEST LAP TIME : 2:38.087		DIFFERENCE : 0.013		
LAP	SECTOR 1	SECTOR 2	LAP TIME	MPH	DIFF	TIME OF DAY
1 -		52.806	3:24.289	52.31	46.202	15:10:08.846
2 -	1:45.268	52.819	2:38.087 (1)	67.60		15:12:46.933
3 -	1:47.241	53.562	2:40.803 (2)	66.46	2.716	15:15:27.736
4 -	1:47.660	54.019	2:41.679	66.10	3.592	15:18:09.415
5 -	1:47.096	53.912	2:41.008 (3)	66.38	2.921	15:20:50.423

P30 6 J		Kian BUSA		Kawasaki 400 NINJA - iActiveRC		
IDEAL LAP TIME : 2:25.041		BEST LAP TIME : 2:25.041		DIFFERENCE : 0.000		
LAP	SECTOR 1	SECTOR 2	LAP TIME	MPH	DIFF	TIME OF DAY
1 -		IN PIT	4:22.032 P	40.78	1:56.991	15:11:06.589
2 -	OUTLAP	47.894	2:28.251	72.09	3.210	15:13:34.840
3 -	1:37.743	47.298	2:25.041 (1)	73.69		15:15:59.881
4 -	1:39.064	48.241	2:27.305 (2)	72.55	2.264	15:18:27.186

BMCRC - MRO Championships 2024 - Rnd 6 @ Snetterton 300

ACU Team Green Junior Cup & Senior Ninja & BMZRC 250 MZ

RACE 9 - SECTOR ANALYSIS



SECTOR 1 = FL to I1, SECTOR 2 = I1 to FL, DIFF = Difference To Personal Best Lap, P = Crossed Finish Line in Pit Lane, D = Time Disallowed

P31 38 MZ Chris PETTET		MZ ETZ250 -				
IDEAL LAP TIME : 2:44.999		BEST LAP TIME : 2:45.119				
DIFFERENCE : 0.120						
LAP	SECTOR 1	SECTOR 2	LAP TIME	MPH	DIFF	TIME OF DAY
1 -		54.287	3:31.253	50.59	46.134	15:10:15.810
2 -	1:50.712	54.407	2:45.119 (1)	64.72		15:13:00.929
3 -	1:53.539	54.711	2:48.250 (2)	63.52	3.131	15:15:49.179
4 -	1:59.636	1:00.904	3:00.540 (3)	59.20	15.421	15:18:49.719

P32 7 J Travis ROOKER		Kawasaki NINJA 400 - Swedish car connection				
IDEAL LAP TIME : 2:17.907		BEST LAP TIME : 2:18.251				
DIFFERENCE : 0.344						
LAP	SECTOR 1	SECTOR 2	LAP TIME	MPH	DIFF	TIME OF DAY
1 -		46.256	2:25.826	73.29	7.575	15:09:10.383
2 -	1:33.204	45.284	2:18.488 (3)	77.17	0.237	15:11:28.871
3 -	1:32.623	45.628	2:18.251 (1)	77.30		15:13:47.122
4 -	1:32.833	45.526	2:18.359 (2)	77.24	0.108	15:16:05.481

P33 45 J Marley MACKENZIE		Kawasaki NINJA - Kirkcaldy Kawasaki, ELPM				
IDEAL LAP TIME : 2:17.846		BEST LAP TIME : 2:17.959				
DIFFERENCE : 0.113						
LAP	SECTOR 1	SECTOR 2	LAP TIME	MPH	DIFF	TIME OF DAY
1 -		46.281	2:25.741	73.33	7.782	15:09:10.298
2 -	1:33.913	45.569	2:19.482 (3)	76.62	1.523	15:11:29.780
3 -	1:33.146	45.175	2:18.321 (2)	77.27	0.362	15:13:48.101
4 -	1:32.671	45.288	2:17.959 (1)	77.47		15:16:06.060

P34 69 MZ Alexander MANN		MZ TS 250 - HS RACING				
IDEAL LAP TIME : 2:24.563		BEST LAP TIME : 2:24.681				
DIFFERENCE : 0.118						
LAP	SECTOR 1	SECTOR 2	LAP TIME	MPH	DIFF	TIME OF DAY
1 -		46.919	3:12.535	55.51	47.854	15:09:57.092
2 -	1:37.644	47.037	2:24.681 (1)	73.87		15:12:21.773

BMCRC - MRO Championships 2024 - Rnd 6 @ Snetterton 300

ACU Team Green Junior Cup & Senior Ninja & BMZRC 250 MZ

RACE 9 - BEST SECTORS

SECTOR 1			SECTOR 2			IDEAL / BEST COMPARISON						
POS	NO	NAME	TIME	NO	NAME	TIME	POS	NO	NAME	IDEAL	BEST	DIFF
									PERFECT LAP	2:16.942		
1	1	ATKINSON	1:32.147	27	BROWN	44.795	1	1	ATKINSON	2:17.142	2:17.894	0.752
2	81	SIMS	1:32.493	2	WATT	44.833	2	27	BROWN	2:17.577	2:17.865	0.288
3	7	ROOKER	1:32.623	1	ATKINSON	44.995	3	81	SIMS	2:17.815	2:18.022	0.207
4	45	MACKENZIE	1:32.671	45	MACKENZIE	45.175	4	45	MACKENZIE	2:17.846	2:17.959	0.113
5	27	BROWN	1:32.782	76	WILKINSON	45.269	5	7	ROOKER	2:17.907	2:18.251	0.344
6	76	WILKINSON	1:32.954	7	ROOKER	45.284	6	2	WATT	2:17.913	2:17.913	0.000
7	2	WATT	1:33.080	81	SIMS	45.322	7	76	WILKINSON	2:18.223	2:18.256	0.033
8	16	LAYTON	1:34.455	17	BUSA	46.369	8	16	LAYTON	2:20.833	2:21.270	0.437
9	9	PERRY	1:35.002	16	LAYTON	46.378	9	9	PERRY	2:21.516	2:21.685	0.169
10	65	RHODES	1:35.122	9	PERRY	46.514	10	17	BUSA	2:21.551	2:21.551	0.000
11	17	BUSA	1:35.182	85	WALES	46.677	11	65	RHODES	2:21.876	2:22.270	0.394
12	69	MANN	1:37.644	65	RHODES	46.754	12	69	MANN	2:24.563	2:24.681	0.118
13	43	SWARBRICK	1:37.700	69	MANN	46.919	13	43	SWARBRICK	2:25.025	2:25.311	0.286
14	6	BUSA	1:37.743	6	BUSA	47.298	14	6	BUSA	2:25.041	2:25.041	0.000
15	12	RAMSEY	1:37.861	43	SWARBRICK	47.325	15	85	WALES	2:25.135	2:25.378	0.243
16	46	CARTER	1:37.876	96	KENT	47.561	16	12	RAMSEY	2:25.877	2:26.074	0.197
17	54	SCOTT	1:38.282	95	ROGERS	47.715	17	96	KENT	2:25.976	2:26.124	0.148
18	96	KENT	1:38.415	12	RAMSEY	48.016	18	46	CARTER	2:26.246	2:26.246	0.000
19	85	WALES	1:38.458	54	SCOTT	48.072	19	54	SCOTT	2:26.354	2:26.855	0.501
20	95	ROGERS	1:38.666	46	CARTER	48.370	20	95	ROGERS	2:26.381	2:26.631	0.250
21	33	KLINGE	1:39.853	66	SMITH	48.979	21	66	SMITH	2:28.842	2:29.122	0.280
22	66	SMITH	1:39.863	32	ASHMEAD	49.273	22	33	KLINGE	2:29.508	2:29.652	0.144
23	57	BUCKHAM	1:41.185	33	KLINGE	49.655	23	102	WRIGHT	2:31.270	2:31.471	0.201
24	11	CRIPPS	1:41.215	102	WRIGHT	49.738	24	11	CRIPPS	2:31.392	2:31.392	0.000
25	102	WRIGHT	1:41.532	11	CRIPPS	50.177	25	57	BUCKHAM	2:31.828	2:32.267	0.439
26	4	FRANKLIN	1:41.708	41	WILLIAMS	50.300	26	32	ASHMEAD	2:32.026	2:33.058	1.032
27	32	ASHMEAD	1:42.753	166	LEWIS	50.509	27	4	FRANKLIN	2:32.873	2:32.878	0.005
28	41	WILLIAMS	1:43.352	57	BUCKHAM	50.643	28	41	WILLIAMS	2:33.652	2:33.862	0.210
29	26	CHAMPION	1:43.554	4	FRANKLIN	51.165	29	166	LEWIS	2:34.387	2:34.387	0.000
30	56	TURNER	1:43.630	56	TURNER	51.256	30	56	TURNER	2:34.886	2:34.886	0.000
31	166	LEWIS	1:43.878	26	CHAMPION	51.451	31	26	CHAMPION	2:35.005	2:37.114	2.109
32	90	WOLFF	1:45.268	90	WOLFF	52.806	32	90	WOLFF	2:38.074	2:38.087	0.013
33	73	GRAYSON	1:45.402	73	GRAYSON	53.326	33	73	GRAYSON	2:38.728	2:38.734	0.006
34	38	PETTET	1:50.712	38	PETTET	54.287	34	38	PETTET	2:44.999	2:45.119	0.120
35												
36												
37												

BMCRC - MRO Championships 2024 - Rnd 6 @ Snetterton 300

ACU Team Green Junior Cup & Senior Ninja & BMZRC 250 MZ

RACE 9 - STATISTICS

Competitors Started	37
Planned Start	2024-08-31 @ 15:00:00.000
Actual Start	2024-08-31 @ 15:06:44.556
Finish Time	2024-08-31 @ 15:18:23.734
Track Length	2.9689mi.
Total Laps	163
Total Distance Covered	483.9325mi.

Session Fastest Lap History

NO	CL	NAME	LAP TIME	TIME OF DAY	LAP	VEHICLE
76	J	Luca WILKINSON	2:18.459	15:11:27.988	2	Kawasaki NINJA400
2	J	Kade WATT	2:18.273	15:11:28.090	2	Kawasaki NINJA 400
76	J	Luca WILKINSON	2:18.256	15:13:46.244	3	Kawasaki NINJA400
81	J	Ollie SIMS	2:18.022	15:13:46.991	3	Kawasaki NINJA 400
1	S	Phil ATKINSON	2:17.894	15:13:47.052	3	Kawasaki NINJA 400
27	S	Ben BROWN	2:17.865	15:16:06.868	4	Kawasaki NINJA 400

Session Leader History

NO	CL	NAME	FROM LAP	LAPS LED	DISTANCE	VEHICLE
76	J	Luca WILKINSON	1	3	8.90 miles	Kawasaki NINJA400
2	J	Kade WATT	4	2	5.93 miles	Kawasaki NINJA 400

Flag History

TYPE	TIME OF DAY
GREEN	15:06:44.556
FINISH	15:18:23.734

Flag Statistics

TYPE	COUNT	TOTAL LAPS	TOTAL TIME
Green	1	5	14:12.083
Red	0	0	0.000
Safety Car	0	0	0.000
FCY	0	0	0.000

BMCRC - MRO Championships 2024 - Rnd 6 @ Snetterton 300

ACU Team Green Junior Cup & Senior Ninja & BMZRC 250 MZ

RACE 9 - STATISTICS

CLASS : J

13 Starters

Fastest Lap History

NO	NAME	LAP TIME	TIME OF DAY	LAP	VEHICLE
76	Luca WILKINSON	2:18.459	15:11:27.988	2	Kawasaki NINJA400
2	Kade WATT	2:18.273	15:11:28.090	2	Kawasaki NINJA 400
76	Luca WILKINSON	2:18.256	15:13:46.244	3	Kawasaki NINJA400
81	Ollie SIMS	2:18.022	15:13:46.991	3	Kawasaki NINJA 400
2	Kade WATT	2:17.913	15:16:04.752	4	Kawasaki NINJA 400

Leader History

NO	NAME	FROM LAP	LAPS LED	DISTANCE	VEHICLE
76	Luca WILKINSON	1	3	8.90 miles	Kawasaki NINJA400
2	Kade WATT	4	2	5.93 miles	Kawasaki NINJA 400

BMCRC - MRO Championships 2024 - Rnd 6 @ Snetterton 300

ACU Team Green Junior Cup & Senior Ninja & BMZRC 250 MZ

RACE 9 - STATISTICS

CLASS : S

9 Starters

Fastest Lap History

NO	NAME	LAP TIME	TIME OF DAY	LAP	VEHICLE
1	Phil ATKINSON	2:18.882	15:11:29.185	2	Kawasaki NINJA 400
1	Phil ATKINSON	2:17.894	15:13:47.052	3	Kawasaki NINJA 400
27	Ben BROWN	2:17.865	15:16:06.868	4	Kawasaki NINJA 400

Leader History

NO	NAME	FROM LAP	LAPS LED	DISTANCE	VEHICLE
1	Phil ATKINSON	1	5	14.84 miles	Kawasaki NINJA 400

BMCRC - MRO Championships 2024 - Rnd 6 @ Snetterton 300

ACU Team Green Junior Cup & Senior Ninja & BMZRC 250 MZ

RACE 9 - STATISTICS

CLASS : MZ

15 Starters

Fastest Lap History

NO	NAME	LAP TIME	TIME OF DAY	LAP	VEHICLE
69	Alexander MANN	2:24.681	15:12:21.800	2	MZ TS 250

Leader History

NO	NAME	FROM LAP	LAPS LED	DISTANCE	VEHICLE
95	Christopher ROGERS	1	1	2.96 miles	Mz ETZ 250
69	Alexander MANN	2	1	2.96 miles	MZ TS 250
85	Andrew WALES	3	3	8.90 miles	MZ ETZ 250



BMCRC - MRO Championships 2024 - Rnd 6 @ Snetterton 300

ACU Team Green Junior Cup & Senior Ninja & BMZRC 250 MZ

RACE 1 - GRID (7 Laps)

ROW 13	1		1		37	90	Jack WOLFF	2:38.087				
ROW 12	36	13	Gordon RYAN	35	75	Peter WOODALL	34	56	Russell TURNER	2:34.886		
ROW 11		33	565	Louis KERSHAW	32	166	Graeme LEWIS	31	32	John ASHMEAD	2:33.058	
ROW 10		30	102	Caleb WRIGHT	29	11	Carl CRIPPS	28	95	Christopher ROGERS	2:26.631	
ROW 9			27	96	Chris KENT	26	85	Andrew WALES	25	69	Alexander MANN	2:24.681
ROW 8	24			23			22					
ROW 7			21	73	Jemma GRAYSON	20	26	Brooke CHAMPION	19	4	Nigel FRANKLIN	2:32.878
ROW 6		18	33	Patrick KLINGE	17	66	Mark SMITH	16	54	Ben SCOTT	2:26.855	
ROW 5			15	46	Isobel CARTER	14	12	Kees RAMSEY	13	43	Mark SWARBRICK	2:25.311
ROW 4		12	6	Kian BUSA	11	65	Lilly RHODES	10	9	Kobe PERRY	2:21.685	
ROW 3			9	17	Daryn BUSA	8	16	Aleisha LAYTON	7	76	Luca WILKINSON	2:18.256
ROW 2		6	7	Travis ROOKER	5	81	Ollie SIMS	4	45	Marley MACKENZIE	2:17.959	
ROW 1			3	2	Kade WATT	2	1	Phil ATKINSON	1	27	Ben BROWN	2:17.865

Pole



These results are provisional until the conclusion of any judicial and technical matters.

Snetterton 300: 2.9689 miles

Clerk Of Course:

Stewards:

Timekeeper:

Craig Smith



Results can be found at www.tsl-timing.com

Printed - 15:37 Saturday, 31 August 2024





BMCRC - MRO Championships 2024 - Rnd 6 @ Snetterton 300

ACU Team Green Junior Cup & Senior Ninja & BMZRC 250 MZ

RACE 1 - CLASSIFICATION

Race Distance: 7 Laps / 20.78 miles

POS	NO	CL	PIC	NAME	ENTRY	LAPS	TIME	GAP	DIFF	MPH	BEST	ON	GRD	↑↓
1	1	S	1	Phil ATKINSON	Kawasaki NINJA 400 - ROSE MOT/Q Oil Treatments	7	16:09.168			77.19	2:16.163	2	2	1
2	2	J	1	Kade WATT	Kawasaki NINJA 400 - 3D Racing	7	16:10.603	1.435	1.435	77.08	2:16.897	2	3	1
3	76	J	2	Luca WILKINSON	Kawasaki NINJA400 - RD RACING	7	16:18.125	8.957	7.522	76.48	2:18.204	6	7	4
4	81	J	3	Ollie SIMS	Kawasaki NINJA 400 - Motorbodies Weston ltd	7	16:18.214	9.046	0.089	76.48	2:18.420	2	5	1
5	27	S	2	Ben BROWN	Kawasaki NINJA 400 - Hunts Motorcycles	7	16:22.316	13.148	4.102	76.16	2:18.603	7	1	-4
6	7	J	4	Travis ROOKER	Kawasaki NINJA 400 - Swedish car connection	7	16:22.429	13.261	0.113	76.15	2:18.478	7	6	0
7	17	S	3	Daryn BUSA	Kawasaki NINJA 400 - iActiveRC	7	16:28.146	18.978	5.717	75.71	2:19.390	4	9	2
8	65	J	5	Lilly RHODES	Kawasaki NINJA - Family	7	16:34.498	25.330	6.352	75.23	2:20.288	4	11	3
9	45	J	6	Marley MACKENZIE	Kawasaki NINJA - Kirkcaldy Kawasaki, ELP	7	16:34.643	25.475	0.145	75.21	2:20.783	3	4	-5
10	9	J	7	Kobe PERRY	Kawasaki NINJA -	7	16:35.029	25.861	0.386	75.19	2:19.930	4	10	0
11	6	J	8	Kian BUSA	Kawasaki 400 NINJA - iActiveRC	7	16:52.223	43.055	17.194	73.91	2:21.721	2	12	1
12	43	S	4	Mark SWARBRICK	Kawasaki NINJA 400 -	7	16:52.329	43.161	0.106	73.90	2:22.840	4	13	1
13	46	J	9	Isobel CARTER	Kawasaki 300 -	7	16:52.446	43.278	0.117	73.89	2:22.524	7	15	2
14	12	J	10	Kees RAMSEY	Kawasaki NINJA 400 -	7	17:01.175	52.007	8.729	73.26	2:23.365	4	14	0
15	54	S	5	Ben SCOTT	Kawasaki NINJA 250 - GI Landscapes VampTech	7	17:21.534	1:12.366	20.359	71.83	2:26.853	5	16	1
16	66	S	6	Mark SMITH	Kawasaki EX300 - IMP RACING	7	17:25.571	1:16.403	4.037	71.55	2:27.313	4	17	1
17	33	J	11	Patrick KLINGE	Kawasaki NINJA 400 - Klingklong Racing	7	17:33.769	1:24.601	8.198	70.99	2:28.317	3	18	1
18	75	MZ	1	Peter WOODALL	MZ ETZ 250 - Online Lubricants	7	17:37.945	1:28.777	4.176	70.71	2:23.083	7	33	15
19	69	MZ	2	Alexander MANN	MZ TS 250 - HS RACING	7	17:45.561	1:36.393	7.616	70.21	2:24.190	6	23	4
20	95	MZ	3	Christopher ROGERS	Mz ETZ 250 - CB Racing	7	17:53.446	1:44.278	7.885	69.69	2:26.056	2	26	6
21	4	S	7	Nigel FRANKLIN	Kawasaki NINJA - Nigel Franklin	7	18:00.547	1:51.379	7.101	69.23	2:31.829	5	19	-2
22	96	MZ	4	Chris KENT	MZ TS 250 -	7	18:05.829	1:56.661	5.282	68.90	2:25.274	2	25	3
23	13	MZ	5	Gordon RYAN	MZ 250 - Prism Work Psychology	7	18:28.747	2:19.579	22.918	67.47	2:29.923	5	34	11
24	73	S	8	Jemma GRAYSON	Kawasaki NINJA 300 -	7	18:28.945	2:19.777	0.198	67.46	2:35.838	6	21	-3
25	26	J	12	Brooke CHAMPION	Kawasaki 300 NINJA -	7	18:30.675	2:21.507	1.730	67.36	2:35.593	5	20	-5
26	32	MZ	6	John ASHMEAD	Mz 250 -	7	18:40.920	2:31.752	10.245	66.74	2:32.158	2	29	3
27	56	MZ	7	Russell TURNER	MZ 250 - TT Racing	6	16:18.222	1 Lap	1 Lap	65.55	2:35.000	3	32	5
28	166	MZ	8	Graeme LEWIS	MZ 250 - Morris Racing Lubricants #MRL	6	16:40.846	1 Lap	22.624	64.07	2:37.336	6	30	2

NOT CLASSIFIED

DNF	85	MZ		Andrew WALES	MZ ETZ 250 - Show Control International	6	15:14.836	1 Lap		70.09	2:22.351	4	24	
DNF	565*	MZ		Louis KERSHAW	MZ 250 - Team Lucky Streetsy/Walkers Campers	6	15:15.726	1 Lap	0.890	70.03	2:24.293	4	31	
DNF	0	S		Andrew SAUNDERS	Kawasaki NINJA 400 - Ron G & Super Sam	5	12:04.559	2 Laps	1 Lap	73.75	2:21.677	5	22	
DNF	11	MZ		Carl CRIPPS	MZ ETZ250 - MIS UK Ltd	2	5:48.471	5 Laps	3 Laps	61.34	2:33.094	2	27	
DNF	102	MZ		Caleb WRIGHT	MZ 250 ETZ - Clover Investments	2	5:48.553	5 Laps	0.082	61.32	2:30.987	2	28	
DNF	90	MZ		Jack WOLFF	MZ 250 -	1	3:19.649	6 Laps	1 Lap	53.53				35

FASTEST LAP

1	S	Phil ATKINSON	Kawasaki NINJA 400 - ROSE MOT/Q Oil Treatments	2	2:16.163	78.49 mph	126.32 kph
2	J	Kade WATT	Kawasaki NINJA 400 - 3D Racing	2	2:16.897	78.07 mph	125.64 kph
85	MZ	Andrew WALES	MZ ETZ 250 - Show Control International	4	2:22.351	75.08 mph	120.83 kph

Comments:

* Bike 565 - Transponder working intermittently. Please check before next race.

Class S - 92.5% of Race Speed = 71.40 mph

Class J - 92.5% of Race Speed = 71.29 mph

Class MZ - 92.5% of Race Speed = 65.40 mph

Weather / Track : Cloudy / Dry

Date: 01/09/2024 Start: 09:28 Finish: 09:44

These results are provisional until the conclusion of any judicial and technical matters.

Snetterton 300: 2.9689 miles

Clerk Of Course:	Stewards:	Timekeeper:	
		<i>Craig Smith</i>	

Results can be found at www.tsl-timing.com

Printed - 09:50 Sunday, 01 September 2024



BMCRC - MRO Championships 2024 - Rnd 6 @ Snetterton 300

ACU Team Green Junior Cup & Senior Ninja & BMZRC 250 MZ

RACE 1 - LAP CHART

LAP 1 @ 09:30:31.085			LAP 2 @ 09:32:47.899			LAP 3 @ 09:35:05.787			LAP 4 @ 09:37:23.277			LAP 5 @ 09:39:41.484		
NO	BEHIND	LAP TIME	NO	BEHIND	LAP TIME	NO	BEHIND	LAP TIME	NO	BEHIND	LAP TIME	NO	BEHIND	LAP TIME
2		2:23.946	1		2:16.163	2		2:17.805	2		2:17.490	2		2:18.207
76	0.302	2:24.248	2	0.083	2:16.897	1	0.028	2:17.916	1	0.324	2:17.786	1	0.297	2:18.180
1	0.651	2:24.597	81	2.845	2:18.420	76	3.956	2:18.986	76	5.036	2:18.570	81	5.918	2:18.788
81	1.239	2:25.185	76	2.858	2:19.370	81	4.105	2:19.148	81	5.337	2:18.722	76	7.220	2:20.391
27	1.574	2:25.520	27	4.661	2:19.901	27	6.745	2:19.972	27	9.211	2:19.956	27	10.130	2:19.126
45	2.620	2:26.566	7	6.628	2:20.128	7	8.280	2:19.540	7	9.938	2:19.148	7	10.429	2:18.698
7	3.314	2:27.260	17	7.050	2:20.422	17	8.668	2:19.506	17	10.568	2:19.390	17	11.888	2:19.527
17	3.442	2:27.388	45	7.220	2:21.414	45	10.115	2:20.783	65	14.056	2:20.288	65	16.449	2:20.600
65	5.086	2:29.032	65	8.793	2:20.521	65	11.258	2:20.353	9	14.640	2:19.930	9	16.985	2:20.552
9	5.656	2:29.602	9	9.712	2:20.870	9	12.200	2:20.376	45	14.748	2:22.123	45	17.776	2:21.235
6	6.467	2:30.413	6	11.374	2:21.721	6	16.802	2:23.316	6	23.899	2:24.587	6	29.974	2:24.282
43	7.709	2:31.655	0	13.604	2:22.694	0	19.817	2:24.101	43	25.969	2:22.840	0	30.214	2:21.677
0	7.724	2:31.670	43	15.461	2:24.566	43	20.619	2:23.046	0	26.744	2:24.417	43	31.268	2:23.506
46	9.472	2:33.418	46	16.012	2:23.354	46	21.978	2:23.854	46	27.655	2:23.167	46	32.434	2:22.986
12	10.638	2:34.584	12	18.825	2:25.001	12	24.958	2:24.021	12	30.833	2:23.365	12	37.452	2:24.826
54	12.351	2:36.297	54	23.688	2:28.151	54	32.911	2:27.111	54	42.345	2:26.924	54	50.991	2:26.853
66	12.550	2:36.496	66	24.403	2:28.667	66	33.864	2:27.349	66	43.687	2:27.313	66	53.704	2:28.224
33	14.074	2:38.020	33	26.599	2:29.339	33	37.028	2:28.317	33	48.038	2:28.500	33	59.088	2:29.257
4	17.364	2:41.310	4	33.295	2:32.745	4	49.043	2:33.636	4	1:06.715	2:35.162	85	1:16.154	2:25.380
26	20.254	2:44.200	26	40.943	2:37.503	69	1:01.087	2:25.972	69	1:08.000	2:24.403	75	1:16.330	2:24.639
73	22.549	2:46.495	73	44.350	2:38.615	565	1:03.008	2:27.299	85	1:08.981	2:22.351	565	1:16.459	2:24.855
69	44.534	3:08.480	69	53.003	2:25.283	75	1:03.307	2:27.360	565	1:09.811	2:24.293	69	1:16.584	2:26.791
96	44.639	3:08.585	96	53.099	2:25.274	95	1:03.757	2:26.768	75	1:09.898	2:24.081	4	1:20.337	2:31.829
95	45.635	3:09.581	565	53.597	2:24.750	85	1:04.120	2:24.350	95	1:13.188	2:26.921	95	1:22.186	2:27.205
565	45.661	3:09.607	75	53.835	2:24.822	26	1:04.820	2:41.765	96	1:17.931	2:28.577	96	1:28.687	2:28.963
75	45.827	3:09.773	95	54.877	2:26.056	73	1:05.450	2:38.988	73	1:24.294	2:36.334	26	1:41.976	2:35.593
85	50.276	3:14.222	85	57.658	2:24.196	96	1:06.844	2:31.633	26	1:24.590	2:37.260	73	1:42.467	2:36.380
11	51.431	3:15.377	13	1:07.192	2:32.461	13	1:20.452	2:31.148	13	1:33.696	2:30.734	13	1:45.412	2:29.923
13	51.545	3:15.491	11	1:07.711	2:33.094	32	1:24.173	2:33.917	32	1:41.389	2:34.706	32	1:57.853	2:34.671
32	52.800	3:16.746	102	1:07.793	2:30.987	56	1:32.099	2:35.000	56	1:50.278	2:35.669	56	2:07.799	2:35.728
102	53.620	3:17.566	32	1:08.144	2:32.158	166	1:40.673	2:41.692	166	2:05.458	2:42.275			
90	55.703	3:19.649	56	1:14.987	2:35.304									
166	56.161	3:20.107	166	1:16.869	2:37.522									
56	56.497	3:20.443												

BMCRC - MRO Championships 2024 - Rnd 6 @ Snetterton 300

ACU Team Green Junior Cup & Senior Ninja & BMZRC 250 MZ

RACE 1 - LAP CHART

LAP 6 @ 09:41:59.633			LAP 7 @ 09:44:16.307		
NO	BEHIND	LAP TIME	NO	BEHIND	LAP TIME
2		2:18.149	1		2:16.570
1	0.104	2:17.956	2	1.435	2:18.109
81	7.076	2:19.307	76	8.957	2:18.356
76	7.275	2:18.204	81	9.046	2:18.644
166	1 Lap	2:41.914	56	1 Lap	2:36.078
27	11.219	2:19.238	27	13.148	2:18.603
7	11.457	2:19.177	7	13.261	2:18.478
17	13.808	2:20.069	17	18.978	2:21.844
65	20.448	2:22.148	65	25.330	2:21.556
9	20.852	2:22.016	45	25.475	2:20.822
45	21.327	2:21.700	9	25.861	2:21.683
6	36.027	2:24.202	166	1 Lap	2:37.336
43	36.045	2:22.926	6	43.055	2:23.702
46	37.428	2:23.143	43	43.161	2:23.790
12	43.346	2:24.043	46	43.278	2:22.524
54	1:01.174	2:28.332	12	52.007	2:25.335
66	1:04.535	2:28.980	54	1:12.366	2:27.866
33	1:11.197	2:30.258	66	1:16.403	2:28.542
85	1:22.342	2:24.337	33	1:24.601	2:30.078
75	1:22.368	2:24.187	75	1:28.777	2:23.083
69	1:22.625	2:24.190	69	1:36.393	2:30.442
565	1:23.232	2:24.922	95	1:44.278	2:28.120
95	1:32.832	2:28.795	4	1:51.379	2:32.612
4	1:35.441	2:33.253	96	1:56.661	2:31.801
96	1:41.534	2:30.996	13	2:19.579	2:34.711
73	2:00.156	2:35.838	73	2:19.777	2:36.295
26	2:01.055	2:37.228	26	2:21.507	2:37.126
13	2:01.542	2:34.279	32	2:31.752	2:34.941
32	2:13.485	2:33.781			

BMCRC - MRO Championships 2024 - Rnd 6 @ Snetterton 300

ACU Team Green Junior Cup & Senior Ninja & BMZRC 250 MZ

RACE 1 - POSITION CHART

No	Name	Lap Pos	Lap						
			1	2	3	4	5	6	7
27	BROWN	1	2	1	2	2	2	2	1
1	ATKINSON	2	76	2	1	1	1	1	2
2	WATT	3	1	81	76	76	81	81	76
45	MACKENZIE	4	81	76	81	81	76	76	81
81	SIMS	5	27	27	27	27	27	27	27
7	ROOKER	6	45	7	7	7	7	7	7
76	WILKINSON	7	7	17	17	17	17	17	17
17	BUSA	8	17	45	45	65	65	65	65
9	PERRY	9	65	65	65	9	9	9	45
65	RHODES	10	9	9	9	45	45	45	9
6	BUSA	11	6	6	6	6	6	6	6
43	SWARBRICK	12	43	0	0	43	0	43	43
12	RAMSEY	13	0	43	43	0	43	46	46
46	CARTER	14	46	46	46	46	46	12	12
54	SCOTT	15	12	12	12	12	12	54	54
66	SMITH	16	54	54	54	54	54	66	66
33	KLINGE	17	66	66	66	66	66	33	33
4	FRANKLIN	18	33	33	33	33	33	85	75
26	CHAMPION	19	4	4	4	4	85	75	69
73	GRAYSON	20	26	26	69	69	75	69	95
0	SAUNDERS	21	73	73	565	85	565	565	4
69	MANN	22	69	69	75	565	69	95	96
85	WALES	23	96	96	95	75	4	4	13
96	KENT	24	95	565	85	95	95	96	73
95	ROGERS	25	565	75	26	96	96	73	26
11	CRIPPS	26	75	95	73	73	26	26	32
102	WRIGHT	27	85	85	96	26	73	13	
32	ASHMEAD	28	11	13	13	13	13	32	
166	LEWIS	29	13	11	32	32	32	56	
565	KERSHAW	30	32	102	56	56	56	166	
56	TURNER	31	102	32	166	166	166		
75	WOODALL	32	90	56					
13	RYAN	33	166	166					
90	WOLFF	34	56						

BMCRC - MRO Championships 2024 - Rnd 6 @ Snetterton 300

ACU Team Green Junior Cup & Senior Ninja & BMZRC 250 MZ

RACE 1 - SECTOR ANALYSIS



SECTOR 1 = FL to I1, SECTOR 2 = I1 to FL, DIFF = Difference To Personal Best Lap, P = Crossed Finish Line in Pit Lane, D = Time Disallowed

P1		1 S	Phil ATKINSON		Kawasaki NINJA 400 - ROSE MOT/Q Oil Treatments		
IDEAL LAP TIME : 2:16.137		BEST LAP TIME : 2:16.163		DIFFERENCE : 0.026			
LAP	SECTOR 1	SECTOR 2	LAP TIME	MPH	DIFF	TIME OF DAY	
1 -		45.049	2:24.597	73.91	8.434	09:30:31.736	
2 -	1:31.752	44.411	2:16.163 (1)	78.49		09:32:47.899	
3 -	1:32.934	44.982	2:17.916	77.49	1.753	09:35:05.815	
4 -	1:32.545	45.241	2:17.786 (3)	77.57	1.623	09:37:23.601	
5 -	1:32.764	45.416	2:18.180	77.34	2.017	09:39:41.781	
6 -	1:32.812	45.144	2:17.956	77.47	1.793	09:41:59.737	
7 -	1:32.185	44.385	2:16.570 (2)	78.26	0.407	09:44:16.307	

P2		2 J	Kade WATT		Kawasaki NINJA 400 - 3D Racing		
IDEAL LAP TIME : 2:16.897		BEST LAP TIME : 2:16.897		DIFFERENCE : 0.000			
LAP	SECTOR 1	SECTOR 2	LAP TIME	MPH	DIFF	TIME OF DAY	
1 -		45.226	2:23.946	74.25	7.049	09:30:31.085	
2 -	1:32.357	44.540	2:16.897 (1)	78.07		09:32:47.982	
3 -	1:32.973	44.832	2:17.805 (3)	77.55	0.908	09:35:05.787	
4 -	1:32.544	44.946	2:17.490 (2)	77.73	0.593	09:37:23.277	
5 -	1:33.036	45.171	2:18.207	77.33	1.310	09:39:41.484	
6 -	1:33.123	45.026	2:18.149	77.36	1.252	09:41:59.633	
7 -	1:32.608	45.501	2:18.109	77.38	1.212	09:44:17.742	

P3		76 J	Luca WILKINSON		Kawasaki NINJA400 - RD RACING		
IDEAL LAP TIME : 2:17.476		BEST LAP TIME : 2:18.204		DIFFERENCE : 0.728			
LAP	SECTOR 1	SECTOR 2	LAP TIME	MPH	DIFF	TIME OF DAY	
1 -		44.892	2:24.248	74.09	6.044	09:30:31.387	
2 -	1:33.556	45.814	2:19.370	76.68	1.166	09:32:50.757	
3 -	1:33.343	45.643	2:18.986	76.90	0.782	09:35:09.743	
4 -	1:33.362	45.208	2:18.570 (3)	77.13	0.366	09:37:28.313	
5 -	1:34.907	45.484	2:20.391	76.13	2.187	09:39:48.704	
6 -	1:32.584	45.620	2:18.204 (1)	77.33		09:42:06.908	
7 -	1:32.913	45.443	2:18.356 (2)	77.25	0.152	09:44:25.264	

P4		81 J	Ollie SIMS		Kawasaki NINJA 400 - Motorbodies Weston Ltd		
IDEAL LAP TIME : 2:18.119		BEST LAP TIME : 2:18.420		DIFFERENCE : 0.301			
LAP	SECTOR 1	SECTOR 2	LAP TIME	MPH	DIFF	TIME OF DAY	
1 -		45.182	2:25.185	73.61	6.765	09:30:32.324	
2 -	1:32.937	45.483	2:18.420 (1)	77.21		09:32:50.744	
3 -	1:33.467	45.681	2:19.148	76.81	0.728	09:35:09.892	
4 -	1:33.329	45.393	2:18.722 (3)	77.04	0.302	09:37:28.614	
5 -	1:33.346	45.442	2:18.788	77.01	0.368	09:39:47.402	
6 -	1:33.402	45.905	2:19.307	76.72	0.887	09:42:06.709	
7 -	1:33.031	45.613	2:18.644 (2)	77.09	0.224	09:44:25.353	

P5		27 S	Ben BROWN		Kawasaki NINJA 400 - Hunts Motorcycles		
IDEAL LAP TIME : 2:18.089		BEST LAP TIME : 2:18.603		DIFFERENCE : 0.514			
LAP	SECTOR 1	SECTOR 2	LAP TIME	MPH	DIFF	TIME OF DAY	
1 -		45.228	2:25.520	73.44	6.917	09:30:32.659	
2 -	1:34.267	45.634	2:19.901	76.39	1.298	09:32:52.560	
3 -	1:34.358	45.614	2:19.972	76.35	1.369	09:35:12.532	
4 -	1:34.652	45.304	2:19.956	76.36	1.353	09:37:32.488	
5 -	1:34.015	45.111	2:19.126 (2)	76.82	0.523	09:39:51.614	
6 -	1:34.133	45.105	2:19.238 (3)	76.76	0.635	09:42:10.852	
7 -	1:32.984	45.619	2:18.603 (1)	77.11		09:44:29.455	

BMCRC - MRO Championships 2024 - Rnd 6 @ Snetterton 300

ACU Team Green Junior Cup & Senior Ninja & BMZRC 250 MZ

RACE 1 - SECTOR ANALYSIS



SECTOR 1 = FL to I1, SECTOR 2 = I1 to FL, DIFF = Difference To Personal Best Lap, P = Crossed Finish Line in Pit Lane, D = Time Disallowed

P6		7 J		Travis ROOKER		Kawasaki NINJA 400 - Swedish car connection	
IDEAL LAP TIME : 2:17.938		BEST LAP TIME : 2:18.478		DIFFERENCE : 0.540			
LAP	SECTOR 1	SECTOR 2	LAP TIME	MPH	DIFF	TIME OF DAY	
1 -		46.410	2:27.260	72.57	8.782	09:30:34.399	
2 -	1:34.370	45.758	2:20.128	76.27	1.650	09:32:54.527	
3 -	1:33.787	45.753	2:19.540	76.59	1.062	09:35:14.067	
4 -	1:33.569	45.579	2:19.148 (3)	76.81	0.670	09:37:33.215	
5 -	1:33.524	45.174	2:18.698 (2)	77.06	0.220	09:39:51.913	
6 -	1:33.426	45.751	2:19.177	76.79	0.699	09:42:11.090	
7 -	1:32.764	45.714	2:18.478 (1)	77.18		09:44:29.568	

P7		17 S		Daryn BUSA		Kawasaki NINJA 400 - iActiveRC	
IDEAL LAP TIME : 2:19.223		BEST LAP TIME : 2:19.390		DIFFERENCE : 0.167			
LAP	SECTOR 1	SECTOR 2	LAP TIME	MPH	DIFF	TIME OF DAY	
1 -		45.897	2:27.388	72.51	7.998	09:30:34.527	
2 -	1:34.351	46.071	2:20.422	76.11	1.032	09:32:54.949	
3 -	1:33.595	45.911	2:19.506 (2)	76.61	0.116	09:35:14.455	
4 -	1:33.601	45.789	2:19.390 (1)	76.67		09:37:33.845	
5 -	1:33.899	45.628	2:19.527 (3)	76.60	0.137	09:39:53.372	
6 -	1:34.266	45.803	2:20.069	76.30	0.679	09:42:13.441	
7 -	1:35.054	46.790	2:21.844	75.35	2.454	09:44:35.285	

P8		65 J		Lilly RHODES		Kawasaki NINJA - Family	
IDEAL LAP TIME : 2:20.241		BEST LAP TIME : 2:20.288		DIFFERENCE : 0.047			
LAP	SECTOR 1	SECTOR 2	LAP TIME	MPH	DIFF	TIME OF DAY	
1 -		46.634	2:29.032	71.71	8.744	09:30:36.171	
2 -	1:33.870	46.651	2:20.521 (3)	76.06	0.233	09:32:56.692	
3 -	1:33.982	46.371	2:20.353 (2)	76.15	0.065	09:35:17.045	
4 -	1:33.897	46.391	2:20.288 (1)	76.18		09:37:37.333	
5 -	1:34.041	46.559	2:20.600	76.01	0.312	09:39:57.933	
6 -	1:35.398	46.750	2:22.148	75.18	1.860	09:42:20.081	
7 -	1:34.786	46.770	2:21.556	75.50	1.268	09:44:41.637	

P9		45 J		Marley MACKENZIE		Kawasaki NINJA - Kirkcaldy Kawasaki, ELPM	
IDEAL LAP TIME : 2:20.428		BEST LAP TIME : 2:20.783		DIFFERENCE : 0.355			
LAP	SECTOR 1	SECTOR 2	LAP TIME	MPH	DIFF	TIME OF DAY	
1 -		45.822	2:26.566	72.92	5.783	09:30:33.705	
2 -	1:35.169	46.245	2:21.414	75.58	0.631	09:32:55.119	
3 -	1:34.773	46.010	2:20.783 (1)	75.91		09:35:15.902	
4 -	1:35.519	46.604	2:22.123	75.20	1.340	09:37:38.025	
5 -	1:35.158	46.077	2:21.235 (3)	75.67	0.452	09:39:59.260	
6 -	1:35.429	46.271	2:21.700	75.42	0.917	09:42:20.960	
7 -	1:34.606	46.216	2:20.822 (2)	75.89	0.039	09:44:41.782	

P10		9 J		Kobe PERRY		Kawasaki NINJA -	
IDEAL LAP TIME : 2:19.468		BEST LAP TIME : 2:19.930		DIFFERENCE : 0.462			
LAP	SECTOR 1	SECTOR 2	LAP TIME	MPH	DIFF	TIME OF DAY	
1 -		46.321	2:29.602	71.44	9.672	09:30:36.741	
2 -	1:34.667	46.203	2:20.870	75.87	0.940	09:32:57.611	
3 -	1:34.696	45.680	2:20.376 (2)	76.13	0.446	09:35:17.987	
4 -	1:33.788	46.142	2:19.930 (1)	76.38		09:37:37.917	
5 -	1:34.318	46.234	2:20.552 (3)	76.04	0.622	09:39:58.469	
6 -	1:35.572	46.444	2:22.016	75.25	2.086	09:42:20.485	
7 -	1:35.096	46.587	2:21.683	75.43	1.753	09:44:42.168	

BMCRC - MRO Championships 2024 - Rnd 6 @ Snetterton 300

ACU Team Green Junior Cup & Senior Ninja & BMZRC 250 MZ

RACE 1 - SECTOR ANALYSIS



SECTOR 1 = FL to I1, SECTOR 2 = I1 to FL, DIFF = Difference To Personal Best Lap, P = Crossed Finish Line in Pit Lane, D = Time Disallowed

P11 6 J Kian BUSA		Kawasaki 400 NINJA - iActiveRC				
IDEAL LAP TIME : 2:21.721		BEST LAP TIME : 2:21.721		DIFFERENCE : 0.000		
LAP	SECTOR 1	SECTOR 2	LAP TIME	MPH	DIFF	TIME OF DAY
1 -		47.044	2:30.413	71.05	8.692	09:30:37.552
2 -	1:35.310	46.411	2:21.721 (1)	75.41		09:32:59.273
3 -	1:35.680	47.636	2:23.316 (2)	74.57	1.595	09:35:22.589
4 -	1:37.040	47.547	2:24.587	73.92	2.866	09:37:47.176
5 -	1:36.786	47.496	2:24.282	74.07	2.561	09:40:11.458
6 -	1:36.571	47.631	2:24.202	74.11	2.481	09:42:35.660
7 -	1:36.328	47.374	2:23.702 (3)	74.37	1.981	09:44:59.362

P12 43 S Mark SWARBRICK		Kawasaki NINJA 400 -				
IDEAL LAP TIME : 2:22.211		BEST LAP TIME : 2:22.840		DIFFERENCE : 0.629		
LAP	SECTOR 1	SECTOR 2	LAP TIME	MPH	DIFF	TIME OF DAY
1 -		47.977	2:31.655	70.47	8.815	09:30:38.794
2 -	1:36.611	47.955	2:24.566	73.93	1.726	09:33:03.360
3 -	1:36.242	46.804	2:23.046 (3)	74.71	0.206	09:35:26.406
4 -	1:35.685	47.155	2:22.840 (1)	74.82		09:37:49.246
5 -	1:36.515	46.991	2:23.506	74.47	0.666	09:40:12.752
6 -	1:35.407	47.519	2:22.926 (2)	74.78	0.086	09:42:35.678
7 -	1:36.448	47.342	2:23.790	74.33	0.950	09:44:59.468

P13 46 J Isobel CARTER		Kawasaki 300 -				
IDEAL LAP TIME : 2:22.261		BEST LAP TIME : 2:22.524		DIFFERENCE : 0.263		
LAP	SECTOR 1	SECTOR 2	LAP TIME	MPH	DIFF	TIME OF DAY
1 -		49.912	2:33.418	69.66	10.894	09:30:40.557
2 -	1:35.864	47.490	2:23.354	74.55	0.830	09:33:03.911
3 -	1:35.960	47.894	2:23.854	74.29	1.330	09:35:27.765
4 -	1:35.581	47.586	2:23.167	74.65	0.643	09:37:50.932
5 -	1:35.015	47.971	2:22.986 (2)	74.74	0.462	09:40:13.918
6 -	1:35.767	47.376	2:23.143 (3)	74.66	0.619	09:42:37.061
7 -	1:35.278	47.246	2:22.524 (1)	74.99		09:44:59.585

P14 12 J Kees RAMSEY		Kawasaki NINJA 400 -				
IDEAL LAP TIME : 2:23.365		BEST LAP TIME : 2:23.365		DIFFERENCE : 0.000		
LAP	SECTOR 1	SECTOR 2	LAP TIME	MPH	DIFF	TIME OF DAY
1 -		49.789	2:34.584	69.14	11.219	09:30:41.723
2 -	1:37.732	47.269	2:25.001	73.71	1.636	09:33:06.724
3 -	1:37.034	46.987	2:24.021 (2)	74.21	0.656	09:35:30.745
4 -	1:36.388	46.977	2:23.365 (1)	74.55		09:37:54.110
5 -	1:37.671	47.155	2:24.826	73.79	1.461	09:40:18.936
6 -	1:36.664	47.379	2:24.043 (3)	74.20	0.678	09:42:42.979
7 -	1:36.841	48.494	2:25.335	73.54	1.970	09:45:08.314

P15 54 S Ben SCOTT		Kawasaki NINJA 250 - GI Landscapes VampTech				
IDEAL LAP TIME : 2:26.740		BEST LAP TIME : 2:26.853		DIFFERENCE : 0.113		
LAP	SECTOR 1	SECTOR 2	LAP TIME	MPH	DIFF	TIME OF DAY
1 -		49.124	2:36.297	68.38	9.444	09:30:43.436
2 -	1:39.072	49.079	2:28.151	72.14	1.298	09:33:11.587
3 -	1:38.510	48.601	2:27.111 (3)	72.65	0.258	09:35:38.698
4 -	1:38.451	48.473	2:26.924 (2)	72.74	0.071	09:38:05.622
5 -	1:38.267	48.586	2:26.853 (1)	72.78		09:40:32.475
6 -	1:39.811	48.521	2:28.332	72.05	1.479	09:43:00.807
7 -	1:38.551	49.315	2:27.866	72.28	1.013	09:45:28.673

BMCRC - MRO Championships 2024 - Rnd 6 @ Snetterton 300

ACU Team Green Junior Cup & Senior Ninja & BMZRC 250 MZ

RACE 1 - SECTOR ANALYSIS



SECTOR 1 = FL to I1, SECTOR 2 = I1 to FL, DIFF = Difference To Personal Best Lap, P = Crossed Finish Line in Pit Lane, D = Time Disallowed

P16 66 S		Mark SMITH		Kawasaki EX300 - IMP RACING		
IDEAL LAP TIME : 2:27.193		BEST LAP TIME : 2:27.313		DIFFERENCE : 0.120		
LAP	SECTOR 1	SECTOR 2	LAP TIME	MPH	DIFF	TIME OF DAY
1 -		49.841	2:36.496	68.29	9.183	09:30:43.635
2 -	1:39.927	48.740	2:28.667	71.89	1.354	09:33:12.302
3 -	1:38.899	48.450	2:27.349 (2)	72.53	0.036	09:35:39.651
4 -	1:38.743	48.570	2:27.313 (1)	72.55		09:38:06.964
5 -	1:39.295	48.929	2:28.224 (3)	72.10	0.911	09:40:35.188
6 -	1:39.979	49.001	2:28.980	71.74	1.667	09:43:04.168
7 -	1:39.290	49.252	2:28.542	71.95	1.229	09:45:32.710

P17 33 J		Patrick KLINGE		Kawasaki NINJA 400 - Klingklong Racing		
IDEAL LAP TIME : 2:28.317		BEST LAP TIME : 2:28.317		DIFFERENCE : 0.000		
LAP	SECTOR 1	SECTOR 2	LAP TIME	MPH	DIFF	TIME OF DAY
1 -		49.597	2:38.020	67.63	9.703	09:30:45.159
2 -	1:39.871	49.468	2:29.339	71.56	1.022	09:33:14.498
3 -	1:38.947	49.370	2:28.317 (1)	72.06		09:35:42.815
4 -	1:39.091	49.409	2:28.500 (2)	71.97	0.183	09:38:11.315
5 -	1:39.478	49.779	2:29.257 (3)	71.60	0.940	09:40:40.572
6 -	1:40.532	49.726	2:30.258	71.13	1.941	09:43:10.830
7 -	1:39.621	50.457	2:30.078	71.21	1.761	09:45:40.908

P18 75 MZ		Peter WOODALL		MZ ETZ 250 - Online Lubricants		
IDEAL LAP TIME : 2:23.083		BEST LAP TIME : 2:23.083		DIFFERENCE : 0.000		
LAP	SECTOR 1	SECTOR 2	LAP TIME	MPH	DIFF	TIME OF DAY
1 -		47.921	3:09.773	56.32	46.690	09:31:16.912
2 -	1:37.345	47.477	2:24.822	73.80	1.739	09:33:41.734
3 -	1:37.700	49.660	2:27.360	72.53	4.277	09:36:09.094
4 -	1:36.771	47.310	2:24.081 (2)	74.18	0.998	09:38:33.175
5 -	1:36.855	47.784	2:24.639	73.89	1.556	09:40:57.814
6 -	1:36.720	47.467	2:24.187 (3)	74.12	1.104	09:43:22.001
7 -	1:36.309	46.774	2:23.083 (1)	74.69		09:45:45.084

P19 69 MZ		Alexander MANN		MZ TS 250 - HS RACING		
IDEAL LAP TIME : 2:23.868		BEST LAP TIME : 2:24.190		DIFFERENCE : 0.322		
LAP	SECTOR 1	SECTOR 2	LAP TIME	MPH	DIFF	TIME OF DAY
1 -		47.877	3:08.480	56.70	44.290	09:31:15.619
2 -	1:37.692	47.591	2:25.283 (3)	73.56	1.093	09:33:40.902
3 -	1:36.873	49.099	2:25.972	73.22	1.782	09:36:06.874
4 -	1:37.310	47.093	2:24.403 (2)	74.01	0.213	09:38:31.277
5 -	1:39.353	47.438	2:26.791	72.81	2.601	09:40:58.068
6 -	1:37.057	47.133	2:24.190 (1)	74.12		09:43:22.258
7 -	1:36.775	53.667	2:30.442	71.04	6.252	09:45:52.700

P20 95 MZ		Christopher ROGERS		Mz ETZ 250 - CB Racing		
IDEAL LAP TIME : 2:25.697		BEST LAP TIME : 2:26.056		DIFFERENCE : 0.359		
LAP	SECTOR 1	SECTOR 2	LAP TIME	MPH	DIFF	TIME OF DAY
1 -		48.450	3:09.581	56.37	43.525	09:31:16.720
2 -	1:38.297	47.759	2:26.056 (1)	73.17		09:33:42.776
3 -	1:37.938	48.830	2:26.768 (2)	72.82	0.712	09:36:09.544
4 -	1:38.706	48.215	2:26.921 (3)	72.74	0.865	09:38:36.465
5 -	1:39.120	48.085	2:27.205	72.60	1.149	09:41:03.670
6 -	1:40.291	48.504	2:28.795	71.83	2.739	09:43:32.465
7 -	1:38.920	49.200	2:28.120	72.15	2.064	09:46:00.585

BMCRC - MRO Championships 2024 - Rnd 6 @ Snetterton 300

ACU Team Green Junior Cup & Senior Ninja & BMZRC 250 MZ

RACE 1 - SECTOR ANALYSIS



SECTOR 1 = FL to I1, SECTOR 2 = I1 to FL, DIFF = Difference To Personal Best Lap, P = Crossed Finish Line in Pit Lane, D = Time Disallowed

P21 4 S Nigel FRANKLIN		Kawasaki NINJA - Nigel Franklin				
IDEAL LAP TIME : 2:31.674		BEST LAP TIME : 2:31.829		DIFFERENCE : 0.155		
LAP	SECTOR 1	SECTOR 2	LAP TIME	MPH	DIFF	TIME OF DAY
1 -		51.139	2:41.310	66.25	9.481	09:30:48.449
2 -	1:41.254	51.491	2:32.745 (3)	69.97	0.916	09:33:21.194
3 -	1:42.403	51.233	2:33.636	69.56	1.807	09:35:54.830
4 -	1:42.643	52.519	2:35.162	68.88	3.333	09:38:29.992
5 -	1:41.409	50.420	2:31.829 (1)	70.39		09:41:01.821
6 -	1:42.265	50.988	2:33.253	69.74	1.424	09:43:35.074
7 -	1:41.290	51.322	2:32.612 (2)	70.03	0.783	09:46:07.686

P22 96 MZ Chris KENT		MZ TS 250 -				
IDEAL LAP TIME : 2:25.274		BEST LAP TIME : 2:25.274		DIFFERENCE : 0.000		
LAP	SECTOR 1	SECTOR 2	LAP TIME	MPH	DIFF	TIME OF DAY
1 -		47.979	3:08.585	56.67	43.311	09:31:15.724
2 -	1:37.444	47.830	2:25.274 (1)	73.57		09:33:40.998
3 -	1:38.278	53.355	2:31.633	70.48	6.359	09:36:12.631
4 -	1:39.803	48.774	2:28.577 (2)	71.93	3.303	09:38:41.208
5 -	1:39.957	49.006	2:28.963 (3)	71.74	3.689	09:41:10.171
6 -	1:42.086	48.910	2:30.996	70.78	5.722	09:43:41.167
7 -	1:42.177	49.624	2:31.801	70.40	6.527	09:46:12.968

P23 13 MZ Gordon RYAN		MZ 250 - Prism Work Psychology				
IDEAL LAP TIME : 2:29.923		BEST LAP TIME : 2:29.923		DIFFERENCE : 0.000		
LAP	SECTOR 1	SECTOR 2	LAP TIME	MPH	DIFF	TIME OF DAY
1 -		49.398	3:15.491	54.67	45.568	09:31:22.630
2 -	1:41.897	50.564	2:32.461	70.10	2.538	09:33:55.091
3 -	1:41.774	49.374	2:31.148 (3)	70.71	1.225	09:36:26.239
4 -	1:41.248	49.486	2:30.734 (2)	70.90	0.811	09:38:56.973
5 -	1:40.580	49.343	2:29.923 (1)	71.29		09:41:26.896
6 -	1:43.302	50.977	2:34.279	69.27	4.356	09:44:01.175
7 -	1:42.870	51.841	2:34.711	69.08	4.788	09:46:35.886

P24 73 S Jemma GRAYSON		Kawasaki NINJA 300 -				
IDEAL LAP TIME : 2:34.887		BEST LAP TIME : 2:35.838		DIFFERENCE : 0.951		
LAP	SECTOR 1	SECTOR 2	LAP TIME	MPH	DIFF	TIME OF DAY
1 -		52.759	2:46.495	64.19	10.657	09:30:53.634
2 -	1:45.162	53.453	2:38.615	67.38	2.777	09:33:32.249
3 -	1:44.937	54.051	2:38.988	67.22	3.150	09:36:11.237
4 -	1:44.318	52.016	2:36.334 (3)	68.36	0.496	09:38:47.571
5 -	1:44.189	52.191	2:36.380	68.34	0.542	09:41:23.951
6 -	1:44.162	51.676	2:35.838 (1)	68.58		09:43:59.789
7 -	1:43.211	53.084	2:36.295 (2)	68.38	0.457	09:46:36.084

P25 26 J Brooke CHAMPION		Kawasaki 300 NINJA -				
IDEAL LAP TIME : 2:35.458		BEST LAP TIME : 2:35.593		DIFFERENCE : 0.135		
LAP	SECTOR 1	SECTOR 2	LAP TIME	MPH	DIFF	TIME OF DAY
1 -		52.386	2:44.200	65.09	8.607	09:30:51.339
2 -	1:44.071	53.432	2:37.503	67.85	1.910	09:33:28.842
3 -	1:46.105	55.660	2:41.765	66.07	6.172	09:36:10.607
4 -	1:45.036	52.224	2:37.260	67.96	1.667	09:38:47.867
5 -	1:43.543	52.050	2:35.593 (1)	68.69		09:41:23.460
6 -	1:45.313	51.915	2:37.228 (3)	67.97	1.635	09:44:00.688
7 -	1:44.022	53.104	2:37.126 (2)	68.02	1.533	09:46:37.814

BMCRC - MRO Championships 2024 - Rnd 6 @ Snetterton 300

ACU Team Green Junior Cup & Senior Ninja & BMZRC 250 MZ

RACE 1 - SECTOR ANALYSIS



SECTOR 1 = FL to I1, SECTOR 2 = I1 to FL, DIFF = Difference To Personal Best Lap, P = Crossed Finish Line in Pit Lane, D = Time Disallowed

P26 32 MZ		John ASHMEAD		Mz 250 -		
IDEAL LAP TIME : 2:32.158		BEST LAP TIME : 2:32.158		DIFFERENCE : 0.000		
LAP	SECTOR 1	SECTOR 2	LAP TIME	MPH	DIFF	TIME OF DAY
1 -		49.421	3:16.746	54.32	44.588	09:31:23.885
2 -	1:42.787	49.371	2:32.158 (1)	70.24		09:33:56.043
3 -	1:44.075	49.842	2:33.917 (3)	69.44	1.759	09:36:29.960
4 -	1:44.878	49.828	2:34.706	69.08	2.548	09:39:04.666
5 -	1:44.302	50.369	2:34.671	69.10	2.513	09:41:39.337
6 -	1:43.903	49.878	2:33.781 (2)	69.50	1.623	09:44:13.118
7 -	1:43.753	51.188	2:34.941	68.98	2.783	09:46:48.059

P27 56 MZ		Russell TURNER		MZ 250 - TT Racing		
IDEAL LAP TIME : 2:34.940		BEST LAP TIME : 2:35.000		DIFFERENCE : 0.060		
LAP	SECTOR 1	SECTOR 2	LAP TIME	MPH	DIFF	TIME OF DAY
1 -		51.642	3:20.443	53.32	45.443	09:31:27.582
2 -	1:43.722	51.582	2:35.304 (2)	68.82	0.304	09:34:02.886
3 -	1:43.502	51.498	2:35.000 (1)	68.95		09:36:37.886
4 -	1:43.442	52.227	2:35.669 (3)	68.65	0.669	09:39:13.555
5 -	1:43.693	52.035	2:35.728	68.63	0.728	09:41:49.283
6 -	1:44.126	51.952	2:36.078	68.47	1.078	09:44:25.361

P28 166 MZ		Graeme LEWIS		MZ 250 - Morris Racing Lubricants #MRL		
IDEAL LAP TIME : 2:37.265		BEST LAP TIME : 2:37.336		DIFFERENCE : 0.071		
LAP	SECTOR 1	SECTOR 2	LAP TIME	MPH	DIFF	TIME OF DAY
1 -		51.503	3:20.107	53.41	42.771	09:31:27.246
2 -	1:46.231	51.291	2:37.522 (2)	67.85	0.186	09:34:04.768
3 -	1:48.947	52.745	2:41.692 (3)	66.10	4.356	09:36:46.460
4 -	1:49.437	52.838	2:42.275	65.86	4.939	09:39:28.735
5 -	1:48.619	53.295	2:41.914	66.01	4.578	09:42:10.649
6 -	1:45.974	51.362	2:37.336 (1)	67.93		09:44:47.985

P29 85 MZ		Andrew WALES		MZ ETZ 250 - Show Control International		
IDEAL LAP TIME : 2:22.351		BEST LAP TIME : 2:22.351		DIFFERENCE : 0.000		
LAP	SECTOR 1	SECTOR 2	LAP TIME	MPH	DIFF	TIME OF DAY
1 -		53.568	3:14.222	55.03	51.871	09:31:21.361
2 -	1:37.042	47.154	2:24.196 (2)	74.12	1.845	09:33:45.557
3 -	1:36.348	48.002	2:24.350	74.04	1.999	09:36:09.907
4 -	1:35.832	46.519	2:22.351 (1)	75.08		09:38:32.258
5 -	1:37.730	47.650	2:25.380	73.51	3.029	09:40:57.638
6 -	1:36.902	47.435	2:24.337 (3)	74.04	1.986	09:43:21.975

P30 565 MZ		Louis KERSHAW		MZ 250 - Team Lucky Streetsy/Walkers Campers		
IDEAL LAP TIME : 2:24.293		BEST LAP TIME : 2:24.293		DIFFERENCE : 0.000		
LAP	SECTOR 1	SECTOR 2	LAP TIME	MPH	DIFF	TIME OF DAY
1 -		47.887	3:09.607	56.36	45.314	09:31:16.746
2 -			2:24.750 (2)	73.83	0.457	09:33:41.496
3 -			2:27.299	72.56	3.006	09:36:08.795
4 -	1:36.958	47.335	2:24.293 (1)	74.07		09:38:33.088
5 -	1:36.962	47.893	2:24.855 (3)	73.78	0.562	09:40:57.943
6 -			2:24.922	73.75	0.629	09:43:22.865

P31 0 S		Andrew SAUNDERS		Kawasaki NINJA 400 - Ron G & Super Sam		
IDEAL LAP TIME : 2:21.666		BEST LAP TIME : 2:21.677		DIFFERENCE : 0.011		
LAP	SECTOR 1	SECTOR 2	LAP TIME	MPH	DIFF	TIME OF DAY
1 -		47.192	2:31.670	70.46	9.993	09:30:38.809
2 -	1:36.270	46.424	2:22.694 (2)	74.90	1.017	09:33:01.503
3 -	1:37.406	46.695	2:24.101 (3)	74.17	2.424	09:35:25.604
4 -	1:36.504	47.913	2:24.417	74.00	2.740	09:37:50.021
5 -	1:35.242	46.435	2:21.677 (1)	75.43		09:40:11.698

BMCRC - MRO Championships 2024 - Rnd 6 @ Snetterton 300

ACU Team Green Junior Cup & Senior Ninja & BMZRC 250 MZ

RACE 1 - SECTOR ANALYSIS



SECTOR 1 = FL to I1, SECTOR 2 = I1 to FL, DIFF = Difference To Personal Best Lap, P = Crossed Finish Line in Pit Lane, D = Time Disallowed

P32 11 MZ Carl CRIPPS		MZ ETZ250 - MIS UK Ltd				
IDEAL LAP TIME : 2:32.488		BEST LAP TIME : 2:33.094				
DIFFERENCE : 0.606						
LAP	SECTOR 1	SECTOR 2	LAP TIME	MPH	DIFF	TIME OF DAY
1 -		50.859	3:15.377	54.70	42.283	09:31:22.516
2 -	1:41.629	51.465	2:33.094 (1)	69.81		09:33:55.610

P33 102 MZ Caleb WRIGHT		MZ 250 ETZ - Clover Investments				
IDEAL LAP TIME : 2:30.987		BEST LAP TIME : 2:30.987				
DIFFERENCE : 0.000						
LAP	SECTOR 1	SECTOR 2	LAP TIME	MPH	DIFF	TIME OF DAY
1 -		50.139	3:17.566	54.09	46.579	09:31:24.705
2 -	1:40.928	50.059	2:30.987 (1)	70.78		09:33:55.692

P34 90 MZ Jack WOLFF		MZ 250 -				
IDEAL LAP TIME :		BEST LAP TIME :				
DIFFERENCE :						
LAP	SECTOR 1	SECTOR 2	LAP TIME	MPH	DIFF	TIME OF DAY
1 -		51.043	3:19.649	53.53		09:31:26.788

BMCRC - MRO Championships 2024 - Rnd 6 @ Snetterton 300

ACU Team Green Junior Cup & Senior Ninja & BMZRC 250 MZ

RACE 1 - BEST SECTORS

SECTOR 1			SECTOR 2			IDEAL / BEST COMPARISON						
POS	NO	NAME	TIME	NO	NAME	TIME	POS	NO	NAME	IDEAL	BEST	DIFF
									PERFECT LAP	2:16.137		
1	1	ATKINSON	1:31.752	1	ATKINSON	44.385	1	1	ATKINSON	2:16.137	2:16.163	0.026
2	2	WATT	1:32.357	2	WATT	44.540	2	2	WATT	2:16.897	2:16.897	0.000
3	76	WILKINSON	1:32.584	76	WILKINSON	44.892	3	76	WILKINSON	2:17.476	2:18.204	0.728
4	7	ROOKER	1:32.764	27	BROWN	45.105	4	7	ROOKER	2:17.938	2:18.478	0.540
5	81	SIMS	1:32.937	7	ROOKER	45.174	5	27	BROWN	2:18.089	2:18.603	0.514
6	27	BROWN	1:32.984	81	SIMS	45.182	6	81	SIMS	2:18.119	2:18.420	0.301
7	17	BUSA	1:33.595	17	BUSA	45.628	7	17	BUSA	2:19.223	2:19.390	0.167
8	9	PERRY	1:33.788	9	PERRY	45.680	8	9	PERRY	2:19.468	2:19.930	0.462
9	65	RHODES	1:33.870	45	MACKENZIE	45.822	9	65	RHODES	2:20.241	2:20.288	0.047
10	45	MACKENZIE	1:34.606	65	RHODES	46.371	10	45	MACKENZIE	2:20.428	2:20.783	0.355
11	46	CARTER	1:35.015	6	BUSA	46.411	11	0	SAUNDERS	2:21.666	2:21.677	0.011
12	0	SAUNDERS	1:35.242	0	SAUNDERS	46.424	12	6	BUSA	2:21.721	2:21.721	0.000
13	6	BUSA	1:35.310	85	WALES	46.519	13	43	SWARBRICK	2:22.211	2:22.840	0.629
14	43	SWARBRICK	1:35.407	75	WOODALL	46.774	14	46	CARTER	2:22.261	2:22.524	0.263
15	85	WALES	1:35.832	43	SWARBRICK	46.804	15	85	WALES	2:22.351	2:22.351	0.000
16	75	WOODALL	1:36.309	12	RAMSEY	46.977	16	75	WOODALL	2:23.083	2:23.083	0.000
17	12	RAMSEY	1:36.388	69	MANN	47.093	17	12	RAMSEY	2:23.365	2:23.365	0.000
18	69	MANN	1:36.775	46	CARTER	47.246	18	69	MANN	2:23.868	2:24.190	0.322
19	565	KERSHAW	1:36.958	565	KERSHAW	47.335	19	565	KERSHAW	2:24.293	2:24.293	0.000
20	96	KENT	1:37.444	95	ROGERS	47.759	20	96	KENT	2:25.274	2:25.274	0.000
21	95	ROGERS	1:37.938	96	KENT	47.830	21	95	ROGERS	2:25.697	2:26.056	0.359
22	54	SCOTT	1:38.267	66	SMITH	48.450	22	54	SCOTT	2:26.740	2:26.853	0.113
23	66	SMITH	1:38.743	54	SCOTT	48.473	23	66	SMITH	2:27.193	2:27.313	0.120
24	33	KLINGE	1:38.947	13	RYAN	49.343	24	33	KLINGE	2:28.317	2:28.317	0.000
25	13	RYAN	1:40.580	33	KLINGE	49.370	25	13	RYAN	2:29.923	2:29.923	0.000
26	102	WRIGHT	1:40.928	32	ASHMEAD	49.371	26	102	WRIGHT	2:30.987	2:30.987	0.000
27	4	FRANKLIN	1:41.254	102	WRIGHT	50.059	27	4	FRANKLIN	2:31.674	2:31.829	0.155
28	11	CRIPPS	1:41.629	4	FRANKLIN	50.420	28	32	ASHMEAD	2:32.158	2:32.158	0.000
29	32	ASHMEAD	1:42.787	11	CRIPPS	50.859	29	11	CRIPPS	2:32.488	2:33.094	0.606
30	73	GRAYSON	1:43.211	90	WOLFF	51.043	30	73	GRAYSON	2:34.887	2:35.838	0.951
31	56	TURNER	1:43.442	166	LEWIS	51.291	31	56	TURNER	2:34.940	2:35.000	0.060
32	26	CHAMPION	1:43.543	56	TURNER	51.498	32	26	CHAMPION	2:35.458	2:35.593	0.135
33	166	LEWIS	1:45.974	73	GRAYSON	51.676	33	166	LEWIS	2:37.265	2:37.336	0.071
34				26	CHAMPION	51.915	34	90	WOLFF			

BMCRC - MRO Championships 2024 - Rnd 6 @ Snetterton 300

ACU Team Green Junior Cup & Senior Ninja & BMZRC 250 MZ

RACE 1 - STATISTICS

Competitors Started 34
Planned Start 2024-09-01 @ 09:20:00.000
Actual Start 2024-09-01 @ 09:28:07.138
Finish Time 2024-09-01 @ 09:44:16.306
Track Length 2.9689mi.
Total Laps 216
Total Distance Covered 641.2848mi.

Session Fastest Lap History

NO	CL	NAME	LAP TIME	TIME OF DAY	LAP	VEHICLE
1	S	Phil ATKINSON	2:16.163	09:32:47.903	2	Kawasaki NINJA 400

Session Leader History

NO	CL	NAME	FROM LAP	LAPS LED	DISTANCE	VEHICLE
2	J	Kade WATT	1	1	2.96 miles	Kawasaki NINJA 400
1	S	Phil ATKINSON	2	1	2.96 miles	Kawasaki NINJA 400
2	J	Kade WATT	3	4	11.87 miles	Kawasaki NINJA 400
1	S	Phil ATKINSON	7	1	2.96 miles	Kawasaki NINJA 400

Flag History

TYPE	TIME OF DAY
GREEN	09:28:07.138
FINISH	09:44:16.306

Flag Statistics

TYPE	COUNT	TOTAL LAPS	TOTAL TIME
Green	1	7	18:47.337
Red	0	0	0.000
Safety Car	0	0	0.000
FCY	0	0	0.000

BMCRC - MRO Championships 2024 - Rnd 6 @ Snetterton 300

ACU Team Green Junior Cup & Senior Ninja & BMZRC 250 MZ

RACE 1 - STATISTICS

CLASS : J

12 Starters

Fastest Lap History

NO	NAME	LAP TIME	TIME OF DAY	LAP	VEHICLE
2	Kade WATT	2:16.897	09:32:47.978	2	Kawasaki NINJA 400

Leader History

NO	NAME	FROM LAP	LAPS LED	DISTANCE	VEHICLE
2	Kade WATT	1	7	20.78 miles	Kawasaki NINJA 400

BMCRC - MRO Championships 2024 - Rnd 6 @ Snetterton 300

ACU Team Green Junior Cup & Senior Ninja & BMZRC 250 MZ

RACE 1 - STATISTICS

CLASS : S

9 Starters

Fastest Lap History

NO	NAME	LAP TIME	TIME OF DAY	LAP	VEHICLE
1	Phil ATKINSON	2:16.163	09:32:47.903	2	Kawasaki NINJA 400

Leader History

NO	NAME	FROM LAP	LAPS LED	DISTANCE	VEHICLE
1	Phil ATKINSON	1	7	20.78 miles	Kawasaki NINJA 400

BMCRC - MRO Championships 2024 - Rnd 6 @ Snetterton 300

ACU Team Green Junior Cup & Senior Ninja & BMZRC 250 MZ

RACE 1 - STATISTICS

CLASS : MZ

13 Starters

Fastest Lap History

NO	NAME	LAP TIME	TIME OF DAY	LAP	VEHICLE
69	Alexander MANN	2:25.283	09:33:40.929	2	MZ TS 250
96	Chris KENT	2:25.274	09:33:41.024	2	MZ TS 250
565	Louis KERSHAW	2:24.750	09:33:41.522	2	MZ 250
85	Andrew WALES	2:24.196	09:33:45.581	2	MZ ETZ 250
85	Andrew WALES	2:22.351	09:38:32.282	4	MZ ETZ 250

Leader History

NO	NAME	FROM LAP	LAPS LED	DISTANCE	VEHICLE
69	Alexander MANN	1	4	11.87 miles	MZ TS 250
85	Andrew WALES	5	2	5.93 miles	MZ ETZ 250
75	Peter WOODALL	7	1	2.96 miles	MZ ETZ 250



BMCRC - MRO Championships 2024 - Rnd 6 @ Snetterton 300

ACU Team Green Junior Cup & Senior Ninja & BMZRC 250 MZ

RACE 10 - GRID (7 Laps)

ROW 14	1	1	40	90	Jack WOLFF				
ROW 13	39	166	Graeme LEWIS	38	56	Russell TURNER	37	11	Carl CRIPPS
ROW 12	36	32	John ASHMEAD	35	102	Caleb WRIGHT	34	13	Gordon RYAN
ROW 11	33	95	Christopher ROGERS	32	96	Chris KENT	31	565	Louis KERSHAW
ROW 10	30	69	Alexander MANN	29	75	Peter WOODALL	28	85	Andrew WALES
ROW 9	27			26			25		
ROW 8	24			23			22	16	Aleisha LAYTON
ROW 7	21	73	Jemma GRAYSON	20	26	Brooke CHAMPION	19	4	Nigel FRANKLIN
ROW 6	18	33	Patrick KLINGE	17	66	Mark SMITH	16	54	Ben SCOTT
ROW 5	15	12	Kees RAMSEY	14	43	Mark SWARBRICK	13	46	Isobel CARTER
ROW 4	12	6	Kian BUSA	11	0	Andrew SAUNDERS	10	45	Marley MACKENZIE
ROW 3	9	65	Lilly RHODES	8	9	Kobe PERRY	7	17	Daryn BUSA
ROW 2	6	27	Ben BROWN	5	7	Travis ROOKER	4	81	Ollie SIMS
ROW 1	3	76	Luca WILKINSON	2	2	Kade WATT	1	1	Phil ATKINSON

Pole



These results are provisional until the conclusion of any judicial and technical matters.

Snetterton 300: 2.9689 miles

Clerk Of Course:	Stewards:	Timekeeper:	<i>Craig Smith</i>	
------------------	-----------	-------------	--------------------	--

Results can be found at www.tsl-timing.com

Printed - 09:52 Sunday, 01 September 2024





BMCRC - MRO Championships 2024 - Rnd 6 @ Snetterton 300

ACU Team Green Junior Cup & Senior Ninja & BMZRC 250 MZ

RACE 10 - CLASSIFICATION

Race Distance: 7 Laps / 20.78 miles

POS	NO	CL	PIC	NAME	ENTRY	LAPS	TIME	GAP	DIFF	MPH	BEST	ON	GRD	↑↓
1	76	J	1	Luca WILKINSON	Kawasaki NINJA400 - RD RACING	7	16:15.517			76.69	2:17.420	4	3	2
2	81	J	2	Ollie SIMS	Kawasaki NINJA 400 - Motorbodies Weston ltd	7	16:15.673	0.156	0.156	76.68	2:17.465	4	4	2
3	2	J	3	Kade WATT	Kawasaki NINJA 400 - 3D Racing	7	16:15.711	0.194	0.038	76.67	2:17.010	3	2	-1
4	1	S	1	Phil ATKINSON	Kawasaki NINJA 400 - ROSE MOT/Q Oil Treatments	7	16:15.773	0.256	0.062	76.67	2:16.492	3	1	-3
5	65	J	4	Lilly RHODES	Kawasaki NINJA - Family	7	16:27.841	12.324	12.068	75.73	2:18.845	3	9	4
6	7	J	5	Travis ROOKER	Kawasaki NINJA 400 - Swedish car connection	7	16:28.449	12.932	0.608	75.69	2:19.433	3	5	-1
7	27	S	2	Ben BROWN	Kawasaki NINJA 400 - Hunts Motorcycles	7	16:29.839	14.322	1.390	75.58	2:19.520	2	6	-1
8	9	J	6	Kobe PERRY	Kawasaki NINJA -	7	16:29.953	14.436	0.114	75.57	2:20.157	7	8	0
9	6	J	7	Kian BUSA	Kawasaki 400 NINJA - iActiveRC	7	16:40.600	25.083	10.647	74.77	2:20.637	2	12	3
10	17	S	3	Daryn BUSA	Kawasaki NINJA 400 - iActiveRC	7	16:40.793	25.276	0.193	74.75	2:20.614	3	7	-3
11	45	J	8	Marley MACKENZIE	Kawasaki NINJA - Kirkcaldy Kawasaki, ELPM	7	16:48.639	33.122	7.846	74.17	2:21.962	3	10	-1
12	46	J	9	Isobel CARTER	Kawasaki 300 -	7	16:59.265	43.748	10.626	73.40	2:23.305	7	13	1
13	43	S	4	Mark SWARBRICK	Kawasaki NINJA 400 -	7	17:08.155	52.638	8.890	72.76	2:24.292	3	14	1
14	66	S	5	Mark SMITH	Kawasaki EX300 - IMP RACING	7	17:31.274	1:15.757	23.119	71.16	2:27.626	7	17	3
15	54	S	6	Ben SCOTT	Kawasaki NINJA 250 - GI Landscapes VampTech	7	17:31.356	1:15.839	0.082	71.16	2:27.525	4	16	1
16	33	J	10	Patrick KLINGE	Kawasaki NINJA 400 - Klingklong Racing	7	17:33.463	1:17.946	2.107	71.01	2:27.831	7	18	2
17	565	MZ	1	Louis KERSHAW	MZ 250 - Team Lucky Streetsy/Walkers Campers	7	17:42.855	1:27.338	9.392	70.39	2:23.813	5	26	9
18	75	MZ	2	Peter WOODALL	MZ ETZ 250 - Online Lubricants	7	17:43.572	1:28.055	0.717	70.34	2:24.904	6	24	6
19	85	MZ	3	Andrew WALES	MZ ETZ 250 - Show Control International	7	17:43.655	1:28.138	0.083	70.33	2:24.647	5	23	4
20	96	MZ	4	Chris KENT	MZ TS 250 -	7	17:43.719	1:28.202	0.064	70.33	2:24.295	6	27	7
21	69	MZ	5	Alexander MANN	MZ TS 250 - HS RACING	7	17:43.798	1:28.281	0.079	70.32	2:24.786	7	25	4
22	95	MZ	6	Christopher ROGERS	Mz ETZ 250 - CB Racing	7	17:47.137	1:31.620	3.339	70.10	2:25.047	5	28	6
23	4	S	7	Nigel FRANKLIN	Kawasaki NINJA - Nigel Franklin	7	17:47.448	1:31.931	0.311	70.08	2:30.066	3	19	-4
24	26	J	11	Brooke CHAMPION	Kawasaki 300 NINJA -	7	18:19.207	2:03.690	31.759	68.06	2:34.028	2	20	-4
25	13	MZ	7	Gordon RYAN	MZ 250 - Prism Work Psychology	7	18:23.552	2:08.035	4.345	67.79	2:29.719	4	29	4
26	32	MZ	8	John ASHMEAD	Mz 250 -	7	18:32.137	2:16.620	8.585	67.27	2:30.899	2	31	5
27	73	S	8	Jemma GRAYSON	Kawasaki NINJA 300 -	7	18:40.624	2:25.107	8.487	66.76	2:37.463	6	21	-6
28	56	MZ	9	Russell TURNER	MZ 250 - TT Racing	6	16:28.742	1 Lap	1 Lap	64.85	2:34.423	6	33	5
29	166	MZ	10	Graeme LEWIS	MZ 250 - Morris Racing Lubricants #MRL	6	16:30.284	1 Lap	1.542	64.75	2:36.797	5	34	5

NOT CLASSIFIED

DNF	102	MZ		Caleb WRIGHT	MZ 250 ETZ - Clover Investments	4	10:48.311	3 Laps	2 Laps	65.94	2:30.156	3	30	
DNF	90	MZ		Jack WOLFF	MZ 250 -	4	11:27.155	3 Laps	38.844	62.21	2:40.565	2	35	
DNF	12	J		Kees RAMSEY	Kawasaki NINJA 400 -	3	7:33.590	4 Laps	1 Lap	70.68	2:28.973	3	15	
DNF	0	S		Andrew SAUNDERS	Kawasaki NINJA 400 - Ron G & Super Sam	0							11	

FASTEST LAP

1	S			Phil ATKINSON	Kawasaki NINJA 400 - ROSE MOT/Q Oil Treatments	3	2:16.492			78.30 mph			126.02 kph	
2	J			Kade WATT	Kawasaki NINJA 400 - 3D Racing	3	2:17.010			78.00 mph			125.54 kph	
565	MZ			Louis KERSHAW	MZ 250 - Team Lucky Streetsy/Walkers Campers	5	2:23.813			74.31 mph			119.60 kph	

Comments:

Class J - 92.5% of Race Speed = 70.93 mph
 Class S - 92.5% of Race Speed = 70.91 mph
 Class MZ - 92.5% of Race Speed = 65.11 mph

Weather / Track : Cloudy / Dry

Date: 01/09/2024 Start: 14:02 Finish: 14:18
Snetterton 300: 2.9689 miles

These results are provisional until the conclusion of any judicial and technical matters.

Clerk Of Course:	Stewards:	Timekeeper:	<i>Craig Smith</i>	
------------------	-----------	-------------	--------------------	--

Results can be found at www.tsl-timing.com

Printed - 14:22 Sunday, 01 September 2024



BMCRC - MRO Championships 2024 - Rnd 6 @ Snetterton 300

ACU Team Green Junior Cup & Senior Ninja & BMZRC 250 MZ

RACE 10 - LAP CHART

LAP 1 @ 14:04:49.831

NO	BEHIND	LAP TIME
2		2:25.559
76	0.083	2:25.642
81	0.306	2:25.865
27	0.729	2:26.288
1	0.819	2:26.378
9	1.052	2:26.611
7	1.134	2:26.693
65	2.041	2:27.600
6	2.591	2:28.150
45	3.004	2:28.563
17	3.130	2:28.689
46	6.929	2:32.488
12	9.866	2:35.425
43	10.996	2:36.555
66	13.496	2:39.055
4	13.691	2:39.250
33	13.776	2:39.335
54	14.400	2:39.959
26	17.673	2:43.232
73	22.294	2:47.853
69	44.508	3:10.067
95	44.596	3:10.155
85	44.767	3:10.326
96	45.143	3:10.702
565	45.226	3:10.785
75	45.430	3:10.989
13	49.585	3:15.144
102	50.488	3:16.047
32	50.712	3:16.271
56	55.379	3:20.938
166	56.639	3:22.198
90	57.110	3:22.669

LAP 2 @ 14:07:09.441

NO	BEHIND	LAP TIME
76		2:19.527
2	0.043	2:19.653
81	0.393	2:19.697
1	0.477	2:19.268
27	0.639	2:19.520
7	1.042	2:19.518
65	1.588	2:19.157
9	1.677	2:20.235
6	3.618	2:20.637
17	5.852	2:22.332
45	6.112	2:22.718
46	12.524	2:25.205
43	16.350	2:24.964
12	19.448	2:29.192
66	23.138	2:29.252
33	25.243	2:31.077
54	25.712	2:30.922
4	26.491	2:32.410
26	32.091	2:34.028
73	41.677	2:38.993
69	50.399	2:25.501
96	50.513	2:24.980
85	50.594	2:25.437
565	50.784	2:25.168
75	50.886	2:25.066
95	52.167	2:27.181
102	1:01.717	2:30.839
13	1:01.777	2:31.802

Weather / Track : Cloudy / Dry

Results can be found at www.tsl-timing.com

32	1:02.001	2:30.899
56	1:10.860	2:35.091
166	1:14.788	2:37.759
90	1:18.065	2:40.565

LAP 3 @ 14:09:26.410

NO	BEHIND	LAP TIME
1		2:16.492
2	0.084	2:17.010
76	0.573	2:17.542
81	0.940	2:17.516
65	3.464	2:18.845
7	3.506	2:19.433
27	4.067	2:20.397
9	5.206	2:20.498
6	7.933	2:21.284
17	9.497	2:20.614
45	11.105	2:21.962
46	21.963	2:26.408
43	23.673	2:24.292
12	31.452	2:28.973
66	36.140	2:29.971
54	36.888	2:28.145
33	37.760	2:29.486
4	39.588	2:30.066
26	50.760	2:35.638
69	58.945	2:25.515
96	59.038	2:25.494
75	59.131	2:25.214
85	59.677	2:26.052
565	59.802	2:25.987
95	1:00.408	2:25.210
73	1:04.838	2:40.130
102	1:14.904	2:30.156
13	1:16.332	2:31.524
32	1:16.663	2:31.631
56	1:30.491	2:36.600
166	1:35.623	2:37.804
90	1:41.960	2:40.864

LAP 4 @ 14:11:44.033

NO	BEHIND	LAP TIME
2		2:17.539
76	0.370	2:17.420
81	0.782	2:17.465
1	1.300	2:18.923
65	5.835	2:19.994
7	6.513	2:20.630
27	6.608	2:20.164
9	8.456	2:20.873
6	12.534	2:22.224
17	12.758	2:20.884
45	16.568	2:23.086
46	28.287	2:23.947
43	31.910	2:25.860
54	46.790	2:27.525
66	47.022	2:28.505
33	48.192	2:28.055
4	53.011	2:31.046
75	1:07.173	2:25.665
69	1:07.873	2:26.551
85	1:08.271	2:26.217
565	1:08.968	2:26.789
95	1:08.968	2:26.183
96	1:09.372	2:27.957

26	1:10.012	2:36.875
73	1:26.662	2:39.447
13	1:28.428	2:29.719
102	1:28.550	2:31.269
32	1:31.089	2:32.049
56	1:52.046	2:39.178
166	1:56.905	2:38.905
90	2:07.394	2:43.057

LAP 5 @ 14:14:02.542

NO	BEHIND	LAP TIME
76		2:18.139
2	0.393	2:18.902
81	0.437	2:18.164
1	1.203	2:18.412
65	8.151	2:20.825
7	8.646	2:20.642
27	9.409	2:21.310
9	11.156	2:21.209
6	16.674	2:22.649
17	16.818	2:22.569
45	21.515	2:23.456
46	33.994	2:24.216
43	38.235	2:24.834
54	56.586	2:28.305
66	56.770	2:28.257
33	58.915	2:29.232
4	1:05.660	2:31.158
565	1:14.272	2:23.813
85	1:14.409	2:24.647
75	1:14.922	2:26.258
69	1:15.062	2:25.698
95	1:15.506	2:25.047
96	1:16.344	2:25.481
26	1:27.268	2:35.765
13	1:41.891	2:31.972
32	1:46.444	2:33.864
73	1:46.600	2:38.447
166	2:15.193	2:36.797
56	2:16.049	2:42.512

LAP 6 @ 14:16:20.719

NO	BEHIND	LAP TIME
2		2:17.784
76	0.122	2:18.299
81	0.345	2:18.085
1	0.635	2:17.609
65	10.858	2:20.884
7	11.392	2:20.923
27	12.450	2:21.218
9	13.349	2:20.370
6	20.607	2:22.110
17	20.697	2:22.056
45	28.204	2:24.866
46	39.513	2:23.696
43	46.100	2:26.042
54	1:06.820	2:28.411
66	1:07.201	2:28.608
33	1:09.185	2:28.447
4	1:19.630	2:32.147
85	1:21.361	2:25.129
565	1:21.566	2:25.471
75	1:21.649	2:24.904
96	1:22.462	2:24.295
69	1:22.565	2:25.680

95	1:22.982	2:25.653
26	1:45.871	2:36.780
13	1:54.668	2:30.954
32	2:01.883	2:33.616
73	2:05.886	2:37.463

LAP 7 @ 14:18:39.789

NO	BEHIND	LAP TIME
76		2:18.948
81	0.156	2:18.881
2	0.194	2:19.264
1	0.256	2:18.691
65	12.324	2:20.536
7	12.932	2:20.610
56	1 Lap	2:34.423
27	14.322	2:20.942
9	14.436	2:20.157
166	1 Lap	2:36.821
6	25.083	2:23.546
17	25.276	2:23.649
45	33.122	2:23.988
46	43.748	2:23.305
43	52.638	2:25.608
66	1:15.757	2:27.626
54	1:15.839	2:28.089
33	1:17.946	2:27.831
565	1:27.338	2:24.842
75	1:28.055	2:25.476
85	1:28.138	2:25.847
96	1:28.202	2:24.810
69	1:28.281	2:24.786
95	1:31.620	2:27.708
4	1:31.931	2:31.371
26	2:03.690	2:36.889
13	2:08.035	2:32.437
32	2:16.620	2:33.807
73	2:25.107	2:38.291

Snetterton 300: 2.9689 miles
Date: 01/09/2024 Start: 14:02 Finish: 14:18

Printed - 14:22 Sunday, 01 September 2024

BMCRC - MRO Championships 2024 - Rnd 6 @ Snetterton 300

ACU Team Green Junior Cup & Senior Ninja & BMZRC 250 MZ

RACE 10 - POSITION CHART

No	Name	Lap Pos	Lap						
			1	2	3	4	5	6	7
1	ATKINSON	1	2	76	1	2	76	2	76
2	WATT	2	76	2	2	76	2	76	81
76	WILKINSON	3	81	81	76	81	81	81	2
81	SIMS	4	27	1	81	1	1	1	1
7	ROOKER	5	1	27	65	65	65	65	65
27	BROWN	6	9	7	7	7	7	7	7
17	BUSA	7	7	65	27	27	27	27	27
9	PERRY	8	65	9	9	9	9	9	9
65	RHODES	9	6	6	6	6	6	6	6
45	MACKENZIE	10	45	17	17	17	17	17	17
0	SAUNDERS	11	17	45	45	45	45	45	45
6	BUSA	12	46	46	46	46	46	46	46
46	CARTER	13	12	43	43	43	43	43	43
43	SWARBRICK	14	43	12	12	54	54	54	66
12	RAMSEY	15	66	66	66	66	66	66	54
54	SCOTT	16	4	33	54	33	33	33	33
66	SMITH	17	33	54	33	4	4	4	565
33	KLINGE	18	54	4	4	75	565	85	75
4	FRANKLIN	19	26	26	26	69	85	565	85
26	CHAMPION	20	73	73	69	85	75	75	96
73	GRAYSON	21	69	69	96	565	69	96	69
85	WALES	22	95	96	75	95	95	69	95
75	WOODALL	23	85	85	85	96	96	95	4
69	MANN	24	96	565	565	26	26	26	26
565	KERSHAW	25	565	75	95	73	13	13	13
96	KENT	26	75	95	73	13	32	32	32
95	ROGERS	27	13	102	102	102	73	73	73
13	RYAN	28	102	13	13	32	166	56	
102	WRIGHT	29	32	32	32	56	56	166	
32	ASHMEAD	30	56	56	56	166			
56	TURNER	31	166	166	166	90			
166	LEWIS	32	90	90	90				
90	WOLFF	33							

BMCRC - MRO Championships 2024 - Rnd 6 @ Snetterton 300

ACU Team Green Junior Cup & Senior Ninja & BMZRC 250 MZ

RACE 10 - SECTOR ANALYSIS



SECTOR 1 = FL to I1, SECTOR 2 = I1 to FL, DIFF = Difference To Personal Best Lap, P = Crossed Finish Line in Pit Lane, D = Time Disallowed

P1		76 J		Luca WILKINSON		Kawasaki NINJA400 - RD RACING	
IDEAL LAP TIME : 2:17.041		BEST LAP TIME : 2:17.420		DIFFERENCE : 0.379			
LAP	SECTOR 1	SECTOR 2	LAP TIME	MPH	DIFF	TIME OF DAY	
1 -		46.124	2:25.642	73.38	8.222	14:04:49.914	
2 -	1:33.674	45.853	2:19.527	76.60	2.107	14:07:09.441	
3 -	1:32.832	44.710	2:17.542 (2)	77.70	0.122	14:09:26.983	
4 -	1:32.331	45.089	2:17.420 (1)	77.77		14:11:44.403	
5 -	1:32.867	45.272	2:18.139 (3)	77.37	0.719	14:14:02.542	
6 -	1:33.031	45.268	2:18.299	77.28	0.879	14:16:20.841	
7 -	1:33.115	45.833	2:18.948	76.92	1.528	14:18:39.789	

P2		81 J		Ollie SIMS		Kawasaki NINJA 400 - Motorbodies Weston Ltd	
IDEAL LAP TIME : 2:17.241		BEST LAP TIME : 2:17.465		DIFFERENCE : 0.224			
LAP	SECTOR 1	SECTOR 2	LAP TIME	MPH	DIFF	TIME OF DAY	
1 -		46.043	2:25.865	73.27	8.400	14:04:50.137	
2 -	1:33.658	46.039	2:19.697	76.50	2.232	14:07:09.834	
3 -	1:32.475	45.041	2:17.516 (2)	77.72	0.051	14:09:27.350	
4 -	1:32.237	45.228	2:17.465 (1)	77.75		14:11:44.815	
5 -	1:33.160	45.004	2:18.164	77.35	0.699	14:14:02.979	
6 -	1:32.672	45.413	2:18.085 (3)	77.40	0.620	14:16:21.064	
7 -	1:33.155	45.726	2:18.881	76.95	1.416	14:18:39.945	

P3		2 J		Kade WATT		Kawasaki NINJA 400 - 3D Racing	
IDEAL LAP TIME : 2:17.010		BEST LAP TIME : 2:17.010		DIFFERENCE : 0.000			
LAP	SECTOR 1	SECTOR 2	LAP TIME	MPH	DIFF	TIME OF DAY	
1 -		45.790	2:25.559	73.42	8.549	14:04:49.831	
2 -	1:34.082	45.571	2:19.653	76.53	2.643	14:07:09.484	
3 -	1:32.433	44.577	2:17.010 (1)	78.00		14:09:26.494	
4 -	1:32.587	44.952	2:17.539 (2)	77.70	0.529	14:11:44.033	
5 -	1:34.105	44.797	2:18.902	76.94	1.892	14:14:02.935	
6 -	1:32.841	44.943	2:17.784 (3)	77.57	0.774	14:16:20.719	
7 -	1:33.632	45.632	2:19.264	76.74	2.254	14:18:39.983	

P4		1 S		Phil ATKINSON		Kawasaki NINJA 400 - ROSE MOT/Q Oil Treatments	
IDEAL LAP TIME : 2:16.492		BEST LAP TIME : 2:16.492		DIFFERENCE : 0.000			
LAP	SECTOR 1	SECTOR 2	LAP TIME	MPH	DIFF	TIME OF DAY	
1 -		46.659	2:26.378	73.01	9.886	14:04:50.650	
2 -	1:33.432	45.836	2:19.268	76.74	2.776	14:07:09.918	
3 -	1:31.901	44.591	2:16.492 (1)	78.30		14:09:26.410	
4 -	1:33.798	45.125	2:18.923	76.93	2.431	14:11:45.333	
5 -	1:32.732	45.680	2:18.412 (3)	77.21	1.920	14:14:03.745	
6 -	1:32.198	45.411	2:17.609 (2)	77.66	1.117	14:16:21.354	
7 -	1:33.018	45.673	2:18.691	77.06	2.199	14:18:40.045	

P5		65 J		Lilly RHODES		Kawasaki NINJA - Family	
IDEAL LAP TIME : 2:18.798		BEST LAP TIME : 2:18.845		DIFFERENCE : 0.047			
LAP	SECTOR 1	SECTOR 2	LAP TIME	MPH	DIFF	TIME OF DAY	
1 -		46.205	2:27.600	72.41	8.755	14:04:51.872	
2 -	1:33.280	45.877	2:19.157 (2)	76.80	0.312	14:07:11.029	
3 -	1:32.921	45.924	2:18.845 (1)	76.97		14:09:29.874	
4 -	1:33.860	46.134	2:19.994 (3)	76.34	1.149	14:11:49.868	
5 -	1:34.446	46.379	2:20.825	75.89	1.980	14:14:10.693	
6 -	1:34.031	46.853	2:20.884	75.86	2.039	14:16:31.577	
7 -	1:33.833	46.703	2:20.536	76.05	1.691	14:18:52.113	

BMCRC - MRO Championships 2024 - Rnd 6 @ Snetterton 300

ACU Team Green Junior Cup & Senior Ninja & BMZRC 250 MZ

RACE 10 - SECTOR ANALYSIS



SECTOR 1 = FL to I1, SECTOR 2 = I1 to FL, DIFF = Difference To Personal Best Lap, P = Crossed Finish Line in Pit Lane, D = Time Disallowed

P6		7 J		Travis ROOKER		Kawasaki NINJA 400 - Swedish car connection	
IDEAL LAP TIME : 2:19.267		BEST LAP TIME : 2:19.433		DIFFERENCE : 0.166			
LAP	SECTOR 1	SECTOR 2	LAP TIME	MPH	DIFF	TIME OF DAY	
1 -		45.732	2:26.693	72.86	7.260	14:04:50.965	
2 -	1:33.535	45.983	2:19.518 (2)	76.60	0.085	14:07:10.483	
3 -	1:33.551	45.882	2:19.433 (1)	76.65		14:09:29.916	
4 -	1:34.388	46.242	2:20.630	76.00	1.197	14:11:50.546	
5 -	1:34.383	46.259	2:20.642	75.99	1.209	14:14:11.188	
6 -	1:34.232	46.691	2:20.923	75.84	1.490	14:16:32.111	
7 -	1:33.684	46.926	2:20.610 (3)	76.01	1.177	14:18:52.721	

P7		27 S		Ben BROWN		Kawasaki NINJA 400 - Hunts Motorcycles	
IDEAL LAP TIME : 2:19.072		BEST LAP TIME : 2:19.520		DIFFERENCE : 0.448			
LAP	SECTOR 1	SECTOR 2	LAP TIME	MPH	DIFF	TIME OF DAY	
1 -		45.394	2:26.288	73.06	6.768	14:04:50.560	
2 -	1:33.706	45.814	2:19.520 (1)	76.60		14:07:10.080	
3 -	1:33.946	46.451	2:20.397 (3)	76.12	0.877	14:09:30.477	
4 -	1:34.798	45.366	2:20.164 (2)	76.25	0.644	14:11:50.641	
5 -	1:35.679	45.631	2:21.310	75.63	1.790	14:14:11.951	
6 -	1:35.218	46.000	2:21.218	75.68	1.698	14:16:33.169	
7 -	1:34.755	46.187	2:20.942	75.83	1.422	14:18:54.111	

P8		9 J		Kobe PERRY		Kawasaki NINJA -	
IDEAL LAP TIME : 2:19.958		BEST LAP TIME : 2:20.157		DIFFERENCE : 0.199			
LAP	SECTOR 1	SECTOR 2	LAP TIME	MPH	DIFF	TIME OF DAY	
1 -		46.662	2:26.611	72.90	6.454	14:04:50.883	
2 -	1:34.139	46.096	2:20.235 (2)	76.21	0.078	14:07:11.118	
3 -	1:34.143	46.355	2:20.498	76.07	0.341	14:09:31.616	
4 -	1:34.674	46.199	2:20.873	75.87	0.716	14:11:52.489	
5 -	1:35.163	46.046	2:21.209	75.68	1.052	14:14:13.698	
6 -	1:34.344	46.026	2:20.370 (3)	76.14	0.213	14:16:34.068	
7 -	1:33.932	46.225	2:20.157 (1)	76.25		14:18:54.225	

P9		6 J		Kian BUSA		Kawasaki 400 NINJA - iActiveRC	
IDEAL LAP TIME : 2:20.637		BEST LAP TIME : 2:20.637		DIFFERENCE : 0.000			
LAP	SECTOR 1	SECTOR 2	LAP TIME	MPH	DIFF	TIME OF DAY	
1 -		46.614	2:28.150	72.14	7.513	14:04:52.422	
2 -	1:34.360	46.277	2:20.637 (1)	75.99		14:07:13.059	
3 -	1:34.679	46.605	2:21.284 (2)	75.64	0.647	14:09:34.343	
4 -	1:35.558	46.666	2:22.224	75.14	1.587	14:11:56.567	
5 -	1:35.807	46.842	2:22.649	74.92	2.012	14:14:19.216	
6 -	1:35.256	46.854	2:22.110 (3)	75.20	1.473	14:16:41.326	
7 -	1:36.502	47.044	2:23.546	74.45	2.909	14:19:04.872	

P10		17 S		Daryn BUSA		Kawasaki NINJA 400 - iActiveRC	
IDEAL LAP TIME : 2:20.240		BEST LAP TIME : 2:20.614		DIFFERENCE : 0.374			
LAP	SECTOR 1	SECTOR 2	LAP TIME	MPH	DIFF	TIME OF DAY	
1 -		46.067	2:28.689	71.88	8.075	14:04:52.961	
2 -	1:35.619	46.713	2:22.332	75.09	1.718	14:07:15.293	
3 -	1:34.682	45.932	2:20.614 (1)	76.01		14:09:35.907	
4 -	1:34.308	46.576	2:20.884 (2)	75.86	0.270	14:11:56.791	
5 -	1:35.826	46.743	2:22.569	74.96	1.955	14:14:19.360	
6 -	1:35.156	46.900	2:22.056 (3)	75.23	1.442	14:16:41.416	
7 -	1:36.514	47.135	2:23.649	74.40	3.035	14:19:05.065	

BMCRC - MRO Championships 2024 - Rnd 6 @ Snetterton 300

ACU Team Green Junior Cup & Senior Ninja & BMZRC 250 MZ

RACE 10 - SECTOR ANALYSIS



SECTOR 1 = FL to I1, SECTOR 2 = I1 to FL, DIFF = Difference To Personal Best Lap, P = Crossed Finish Line in Pit Lane, D = Time Disallowed

P11 45 J		Marley MACKENZIE		Kawasaki NINJA - Kirkcaldy Kawasaki, ELPM		
IDEAL LAP TIME : 2:21.962		BEST LAP TIME : 2:21.962		DIFFERENCE : 0.000		
LAP	SECTOR 1	SECTOR 2	LAP TIME	MPH	DIFF	TIME OF DAY
1 -		47.082	2:28.563	71.94	6.601	14:04:52.835
2 -	1:35.676	47.042	2:22.718 (2)	74.88	0.756	14:07:15.553
3 -	1:35.641	46.321	2:21.962 (1)	75.28		14:09:37.515
4 -	1:36.344	46.742	2:23.086 (3)	74.69	1.124	14:12:00.601
5 -	1:36.766	46.690	2:23.456	74.50	1.494	14:14:24.057
6 -	1:37.344	47.522	2:24.866	73.77	2.904	14:16:48.923
7 -	1:36.763	47.225	2:23.988	74.22	2.026	14:19:12.911

P12 46 J		Isobel CARTER		Kawasaki 300 -		
IDEAL LAP TIME : 2:23.269		BEST LAP TIME : 2:23.305		DIFFERENCE : 0.036		
LAP	SECTOR 1	SECTOR 2	LAP TIME	MPH	DIFF	TIME OF DAY
1 -		47.952	2:32.488	70.09	9.183	14:04:56.760
2 -	1:37.270	47.935	2:25.205	73.60	1.900	14:07:21.965
3 -	1:36.350	50.058	2:26.408	73.00	3.103	14:09:48.373
4 -	1:36.120	47.827	2:23.947 (3)	74.25	0.642	14:12:12.320
5 -	1:36.749	47.467	2:24.216	74.11	0.911	14:14:36.536
6 -	1:35.896	47.800	2:23.696 (2)	74.37	0.391	14:17:00.232
7 -	1:35.802	47.503	2:23.305 (1)	74.58		14:19:23.537

P13 43 S		Mark SWARBRICK		Kawasaki NINJA 400 -		
IDEAL LAP TIME : 2:24.008		BEST LAP TIME : 2:24.292		DIFFERENCE : 0.284		
LAP	SECTOR 1	SECTOR 2	LAP TIME	MPH	DIFF	TIME OF DAY
1 -		47.480	2:36.555	68.27	12.263	14:05:00.827
2 -	1:37.762	47.202	2:24.964 (3)	73.72	0.672	14:07:25.791
3 -	1:36.806	47.486	2:24.292 (1)	74.07		14:09:50.083
4 -	1:37.575	48.285	2:25.860	73.27	1.568	14:12:15.943
5 -	1:37.581	47.253	2:24.834 (2)	73.79	0.542	14:14:40.777
6 -	1:37.275	48.767	2:26.042	73.18	1.750	14:17:06.819
7 -	1:37.599	48.009	2:25.608	73.40	1.316	14:19:32.427

P14 66 S		Mark SMITH		Kawasaki EX300 - IMP RACING		
IDEAL LAP TIME : 2:26.853		BEST LAP TIME : 2:27.626		DIFFERENCE : 0.773		
LAP	SECTOR 1	SECTOR 2	LAP TIME	MPH	DIFF	TIME OF DAY
1 -		49.833	2:39.055	67.19	11.429	14:05:03.327
2 -	1:40.662	48.590	2:29.252	71.61	1.626	14:07:32.579
3 -	1:39.135	50.836	2:29.971	71.26	2.345	14:10:02.550
4 -	1:39.386	49.119	2:28.505 (3)	71.97	0.879	14:12:31.055
5 -	1:39.534	48.723	2:28.257 (2)	72.09	0.631	14:14:59.312
6 -	1:39.279	49.329	2:28.608	71.92	0.982	14:17:27.920
7 -	1:38.263	49.363	2:27.626 (1)	72.39		14:19:55.546

P15 54 S		Ben SCOTT		Kawasaki NINJA 250 - GI Landscapes VampTech		
IDEAL LAP TIME : 2:27.437		BEST LAP TIME : 2:27.525		DIFFERENCE : 0.088		
LAP	SECTOR 1	SECTOR 2	LAP TIME	MPH	DIFF	TIME OF DAY
1 -		50.307	2:39.959	66.81	12.434	14:05:04.231
2 -	1:40.991	49.931	2:30.922	70.81	3.397	14:07:35.153
3 -	1:39.160	48.985	2:28.145 (3)	72.14	0.620	14:10:03.298
4 -	1:38.488	49.037	2:27.525 (1)	72.44		14:12:30.823
5 -	1:39.356	48.949	2:28.305	72.06	0.780	14:14:59.128
6 -	1:39.385	49.026	2:28.411	72.01	0.886	14:17:27.539
7 -	1:38.562	49.527	2:28.089 (2)	72.17	0.564	14:19:55.628

BMCRC - MRO Championships 2024 - Rnd 6 @ Snetterton 300

ACU Team Green Junior Cup & Senior Ninja & BMZRC 250 MZ

RACE 10 - SECTOR ANALYSIS



SECTOR 1 = FL to I1, SECTOR 2 = I1 to FL, DIFF = Difference To Personal Best Lap, P = Crossed Finish Line in Pit Lane, D = Time Disallowed

P16 33 J Patrick KLINGE		Kawasaki NINJA 400 - Klingklong Racing				
IDEAL LAP TIME : 2:27.510		BEST LAP TIME : 2:27.831		DIFFERENCE : 0.321		
LAP	SECTOR 1	SECTOR 2	LAP TIME	MPH	DIFF	TIME OF DAY
1 -		50.087	2:39.335	67.07	11.504	14:05:03.607
2 -	1:41.493	49.584	2:31.077	70.74	3.246	14:07:34.684
3 -	1:39.988	49.498	2:29.486	71.49	1.655	14:10:04.170
4 -	1:38.954	49.101	2:28.055 (2)	72.18	0.224	14:12:32.225
5 -	1:39.954	49.278	2:29.232	71.62	1.401	14:15:01.457
6 -	1:39.349	49.098	2:28.447 (3)	71.99	0.616	14:17:29.904
7 -	1:38.412	49.419	2:27.831 (1)	72.29		14:19:57.735

P17 565 MZ Louis KERSHAW		MZ 250 - Team Lucky Streetsy/Walkers Campers				
IDEAL LAP TIME : 2:23.799		BEST LAP TIME : 2:23.813		DIFFERENCE : 0.014		
LAP	SECTOR 1	SECTOR 2	LAP TIME	MPH	DIFF	TIME OF DAY
1 -		47.684	3:10.785	56.02	46.972	14:05:35.057
2 -			2:25.168 (3)	73.62	1.355	14:08:00.225
3 -	1:37.808	48.179	2:25.987	73.21	2.174	14:10:26.212
4 -			2:26.789	72.81	2.976	14:12:53.001
5 -	1:36.115	47.698	2:23.813 (1)	74.31		14:15:16.814
6 -	1:37.442	48.029	2:25.471	73.47	1.658	14:17:42.285
7 -			2:24.842 (2)	73.79	1.029	14:20:07.127

P18 75 MZ Peter WOODALL		MZ ETZ 250 - Online Lubricants				
IDEAL LAP TIME : 2:24.090		BEST LAP TIME : 2:24.904		DIFFERENCE : 0.814		
LAP	SECTOR 1	SECTOR 2	LAP TIME	MPH	DIFF	TIME OF DAY
1 -		47.326	3:10.989	55.96	46.085	14:05:35.261
2 -	1:38.072	46.994	2:25.066 (2)	73.67	0.162	14:08:00.327
3 -	1:37.177	48.037	2:25.214 (3)	73.60	0.310	14:10:25.541
4 -	1:37.268	48.397	2:25.665	73.37	0.761	14:12:51.206
5 -	1:38.070	48.188	2:26.258	73.07	1.354	14:15:17.464
6 -	1:37.096	47.808	2:24.904 (1)	73.75		14:17:42.368
7 -	1:37.375	48.101	2:25.476	73.46	0.572	14:20:07.844

P19 85 MZ Andrew WALES		MZ ETZ 250 - Show Control International				
IDEAL LAP TIME : 2:24.376		BEST LAP TIME : 2:24.647		DIFFERENCE : 0.271		
LAP	SECTOR 1	SECTOR 2	LAP TIME	MPH	DIFF	TIME OF DAY
1 -		48.122	3:10.326	56.15	45.679	14:05:34.598
2 -	1:37.891	47.546	2:25.437 (3)	73.48	0.790	14:08:00.035
3 -	1:37.486	48.566	2:26.052	73.17	1.405	14:10:26.087
4 -	1:38.296	47.921	2:26.217	73.09	1.570	14:12:52.304
5 -	1:36.830	47.817	2:24.647 (1)	73.89		14:15:16.951
6 -	1:37.438	47.691	2:25.129 (2)	73.64	0.482	14:17:42.080
7 -	1:37.826	48.021	2:25.847	73.28	1.200	14:20:07.927

P20 96 MZ Chris KENT		MZ TS 250 -				
IDEAL LAP TIME : 2:24.119		BEST LAP TIME : 2:24.295		DIFFERENCE : 0.176		
LAP	SECTOR 1	SECTOR 2	LAP TIME	MPH	DIFF	TIME OF DAY
1 -		47.755	3:10.702	56.04	46.407	14:05:34.974
2 -	1:37.334	47.646	2:24.980 (3)	73.72	0.685	14:07:59.954
3 -	1:37.181	48.313	2:25.494	73.46	1.199	14:10:25.448
4 -	1:39.758	48.199	2:27.957	72.23	3.662	14:12:53.405
5 -	1:37.688	47.793	2:25.481	73.46	1.186	14:15:18.886
6 -	1:36.844	47.451	2:24.295 (1)	74.07		14:17:43.181
7 -	1:36.668	48.142	2:24.810 (2)	73.80	0.515	14:20:07.991

BMCRC - MRO Championships 2024 - Rnd 6 @ Snetterton 300

ACU Team Green Junior Cup & Senior Ninja & BMZRC 250 MZ

RACE 10 - SECTOR ANALYSIS



SECTOR 1 = FL to I1, SECTOR 2 = I1 to FL, DIFF = Difference To Personal Best Lap, P = Crossed Finish Line in Pit Lane, D = Time Disallowed

P21 69 MZ Alexander MANN			MZ TS 250 - HS RACING			
IDEAL LAP TIME : 2:23.917		BEST LAP TIME : 2:24.786		DIFFERENCE : 0.869		
LAP	SECTOR 1	SECTOR 2	LAP TIME	MPH	DIFF	TIME OF DAY
1 -		47.897	3:10.067	56.23	45.281	14:05:34.339
2 -	1:38.060	47.441	2:25.501 (2)	73.45	0.715	14:07:59.840
3 -	1:37.304	48.211	2:25.515 (3)	73.45	0.729	14:10:25.355
4 -	1:38.867	47.684	2:26.551	72.93	1.765	14:12:51.906
5 -	1:37.416	48.282	2:25.698	73.35	0.912	14:15:17.604
6 -	1:37.033	48.647	2:25.680	73.36	0.894	14:17:43.284
7 -	1:37.902	46.884	2:24.786 (1)	73.81		14:20:08.070

P22 95 MZ Christopher ROGERS			Mz ETZ 250 - CB Racing			
IDEAL LAP TIME : 2:23.562		BEST LAP TIME : 2:25.047		DIFFERENCE : 1.485		
LAP	SECTOR 1	SECTOR 2	LAP TIME	MPH	DIFF	TIME OF DAY
1 -		48.078	3:10.155	56.20	45.108	14:05:34.427
2 -	1:40.111	47.070	2:27.181	72.61	2.134	14:08:01.608
3 -	1:36.492	48.718	2:25.210 (2)	73.60	0.163	14:10:26.818
4 -	1:37.801	48.382	2:26.183	73.11	1.136	14:12:53.001
5 -	1:37.255	47.792	2:25.047 (1)	73.68		14:15:18.048
6 -	1:37.019	48.634	2:25.653 (3)	73.38	0.606	14:17:43.701
7 -	1:38.753	48.955	2:27.708	72.35	2.661	14:20:11.409

P23 4 S Nigel FRANKLIN			Kawasaki NINJA - Nigel Franklin			
IDEAL LAP TIME : 2:29.642		BEST LAP TIME : 2:30.066		DIFFERENCE : 0.424		
LAP	SECTOR 1	SECTOR 2	LAP TIME	MPH	DIFF	TIME OF DAY
1 -		51.007	2:39.250	67.11	9.184	14:05:03.522
2 -	1:41.670	50.740	2:32.410	70.12	2.344	14:07:35.932
3 -	1:40.102	49.964	2:30.066 (1)	71.22		14:10:05.998
4 -	1:40.466	50.580	2:31.046 (2)	70.76	0.980	14:12:37.044
5 -	1:40.310	50.848	2:31.158 (3)	70.70	1.092	14:15:08.202
6 -	1:41.060	51.087	2:32.147	70.24	2.081	14:17:40.349
7 -	1:41.831	49.540	2:31.371	70.60	1.305	14:20:11.720

P24 26 J Brooke CHAMPION			Kawasaki 300 NINJA -			
IDEAL LAP TIME : 2:33.871		BEST LAP TIME : 2:34.028		DIFFERENCE : 0.157		
LAP	SECTOR 1	SECTOR 2	LAP TIME	MPH	DIFF	TIME OF DAY
1 -		51.117	2:43.232	65.47	9.204	14:05:07.504
2 -	1:42.754	51.274	2:34.028 (1)	69.39		14:07:41.532
3 -	1:43.794	51.844	2:35.638 (2)	68.67	1.610	14:10:17.170
4 -	1:43.964	52.911	2:36.875	68.13	2.847	14:12:54.045
5 -	1:43.859	51.906	2:35.765 (3)	68.61	1.737	14:15:29.810
6 -	1:43.497	53.283	2:36.780	68.17	2.752	14:18:06.590
7 -	1:44.293	52.596	2:36.889	68.12	2.861	14:20:43.479

P25 13 MZ Gordon RYAN			MZ 250 - Prism Work Psychology			
IDEAL LAP TIME : 2:29.719		BEST LAP TIME : 2:29.719		DIFFERENCE : 0.000		
LAP	SECTOR 1	SECTOR 2	LAP TIME	MPH	DIFF	TIME OF DAY
1 -		49.314	3:15.144	54.77	45.425	14:05:39.416
2 -	1:42.281	49.521	2:31.802	70.40	2.083	14:08:11.218
3 -	1:42.017	49.507	2:31.524 (3)	70.53	1.805	14:10:42.742
4 -	1:40.542	49.177	2:29.719 (1)	71.38		14:13:12.461
5 -	1:42.199	49.773	2:31.972	70.32	2.253	14:15:44.433
6 -	1:41.218	49.736	2:30.954 (2)	70.80	1.235	14:18:15.387
7 -	1:42.126	50.311	2:32.437	70.11	2.718	14:20:47.824

BMCRC - MRO Championships 2024 - Rnd 6 @ Snetterton 300

ACU Team Green Junior Cup & Senior Ninja & BMZRC 250 MZ

RACE 10 - SECTOR ANALYSIS



SECTOR 1 = FL to I1, SECTOR 2 = I1 to FL, DIFF = Difference To Personal Best Lap, P = Crossed Finish Line in Pit Lane, D = Time Disallowed

P26 32 MZ		John ASHMEAD		Mz 250 -		
IDEAL LAP TIME : 2:29.971		BEST LAP TIME : 2:30.899		DIFFERENCE : 0.928		
LAP	SECTOR 1	SECTOR 2	LAP TIME	MPH	DIFF	TIME OF DAY
1 -		48.651	3:16.271	54.45	45.372	14:05:40.543
2 -	1:41.320	49.579	2:30.899 (1)	70.82		14:08:11.442
3 -	1:41.812	49.819	2:31.631 (2)	70.48	0.732	14:10:43.073
4 -	1:42.623	49.426	2:32.049 (3)	70.29	1.150	14:13:15.122
5 -	1:43.830	50.034	2:33.864	69.46	2.965	14:15:48.986
6 -	1:43.491	50.125	2:33.616	69.57	2.717	14:18:22.602
7 -	1:43.575	50.232	2:33.807	69.49	2.908	14:20:56.409

P27 73 S		Jemma GRAYSON		Kawasaki NINJA 300 -		
IDEAL LAP TIME : 2:37.463		BEST LAP TIME : 2:37.463		DIFFERENCE : 0.000		
LAP	SECTOR 1	SECTOR 2	LAP TIME	MPH	DIFF	TIME OF DAY
1 -		53.017	2:47.853	63.67	10.390	14:05:12.125
2 -	1:45.570	53.423	2:38.993	67.22	1.530	14:07:51.118
3 -	1:45.374	54.756	2:40.130	66.74	2.667	14:10:31.248
4 -	1:45.823	53.624	2:39.447	67.03	1.984	14:13:10.695
5 -	1:45.652	52.795	2:38.447 (3)	67.45	0.984	14:15:49.142
6 -	1:44.840	52.623	2:37.463 (1)	67.87		14:18:26.605
7 -	1:45.124	53.167	2:38.291 (2)	67.52	0.828	14:21:04.896

P28 56 MZ		Russell TURNER		MZ 250 - TT Racing		
IDEAL LAP TIME : 2:34.423		BEST LAP TIME : 2:34.423		DIFFERENCE : 0.000		
LAP	SECTOR 1	SECTOR 2	LAP TIME	MPH	DIFF	TIME OF DAY
1 -		51.460	3:20.938	53.19	46.515	14:05:45.210
2 -	1:43.672	51.419	2:35.091 (2)	68.91	0.668	14:08:20.301
3 -	1:43.647	52.953	2:36.600 (3)	68.25	2.177	14:10:56.901
4 -	1:45.921	53.257	2:39.178	67.14	4.755	14:13:36.079
5 -	1:50.696	51.816	2:42.512	65.76	8.089	14:16:18.591
6 -	1:43.148	51.275	2:34.423 (1)	69.21		14:18:53.014

P29 166 MZ		Graeme LEWIS		MZ 250 - Morris Racing Lubricants #MRL		
IDEAL LAP TIME : 2:36.249		BEST LAP TIME : 2:36.797		DIFFERENCE : 0.548		
LAP	SECTOR 1	SECTOR 2	LAP TIME	MPH	DIFF	TIME OF DAY
1 -		50.729	3:22.198	52.85	45.401	14:05:46.470
2 -	1:45.520	52.239	2:37.759 (3)	67.74	0.962	14:08:24.229
3 -	1:46.107	51.697	2:37.804	67.73	1.007	14:11:02.033
4 -	1:46.933	51.972	2:38.905	67.26	2.108	14:13:40.938
5 -	1:45.688	51.109	2:36.797 (1)	68.16		14:16:17.735
6 -	1:45.595	51.226	2:36.821 (2)	68.15	0.024	14:18:54.556

P30 102 MZ		Caleb WRIGHT		MZ 250 ETZ - Clover Investments		
IDEAL LAP TIME : 2:30.156		BEST LAP TIME : 2:30.156		DIFFERENCE : 0.000		
LAP	SECTOR 1	SECTOR 2	LAP TIME	MPH	DIFF	TIME OF DAY
1 -		49.865	3:16.047	54.51	45.891	14:05:40.319
2 -	1:41.308	49.531	2:30.839 (2)	70.85	0.683	14:08:11.158
3 -	1:40.782	49.374	2:30.156 (1)	71.17		14:10:41.314
4 -	1:40.985	50.284	2:31.269 (3)	70.65	1.113	14:13:12.583

P31 90 MZ		Jack WOLFF		MZ 250 -		
IDEAL LAP TIME : 2:39.386		BEST LAP TIME : 2:40.565		DIFFERENCE : 1.179		
LAP	SECTOR 1	SECTOR 2	LAP TIME	MPH	DIFF	TIME OF DAY
1 -		51.871	3:22.669	52.73	42.104	14:05:46.941
2 -	1:48.002	52.563	2:40.565 (1)	66.56		14:08:27.506
3 -	1:47.515	53.349	2:40.864 (2)	66.44	0.299	14:11:08.370
4 -	1:50.041	53.016	2:43.057 (3)	65.54	2.492	14:13:51.427

BMCRC - MRO Championships 2024 - Rnd 6 @ Snetterton 300

ACU Team Green Junior Cup & Senior Ninja & BMZRC 250 MZ

RACE 10 - SECTOR ANALYSIS



SECTOR 1 = FL to I1, SECTOR 2 = I1 to FL, DIFF = Difference To Personal Best Lap, P = Crossed Finish Line in Pit Lane, D = Time Disallowed

P32 12 J		Kees RAMSEY		Kawasaki NINJA 400 -			
IDEAL LAP TIME : 2:27.825		BEST LAP TIME : 2:28.973		DIFFERENCE : 1.148			
LAP	SECTOR 1	SECTOR 2	LAP TIME	MPH	DIFF	TIME OF DAY	
1 -		48.700	2:35.425	68.76	6.452	14:04:59.697	
2 -	1:40.652	48.540	2:29.192 (2)	71.63	0.219	14:07:28.889	
3 -	1:39.285	49.688	2:28.973 (1)	71.74		14:09:57.862	

BMCRC - MRO Championships 2024 - Rnd 6 @ Snetterton 300

ACU Team Green Junior Cup & Senior Ninja & BMZRC 250 MZ

RACE 10 - BEST SECTORS

SECTOR 1			SECTOR 2			IDEAL / BEST COMPARISON						
POS	NO	NAME	TIME	NO	NAME	TIME	POS	NO	NAME	IDEAL	BEST	DIFF
									PERFECT LAP	2:16.478		
1	1	ATKINSON	1:31.901	2	WATT	44.577	1	1	ATKINSON	2:16.492	2:16.492	0.000
2	81	SIMS	1:32.237	1	ATKINSON	44.591	2	2	WATT	2:17.010	2:17.010	0.000
3	76	WILKINSON	1:32.331	76	WILKINSON	44.710	3	76	WILKINSON	2:17.041	2:17.420	0.379
4	2	WATT	1:32.433	81	SIMS	45.004	4	81	SIMS	2:17.241	2:17.465	0.224
5	65	RHODES	1:32.921	27	BROWN	45.366	5	65	RHODES	2:18.798	2:18.845	0.047
6	7	ROOKER	1:33.535	7	ROOKER	45.732	6	27	BROWN	2:19.072	2:19.520	0.448
7	27	BROWN	1:33.706	65	RHODES	45.877	7	7	ROOKER	2:19.267	2:19.433	0.166
8	9	PERRY	1:33.932	17	BUSA	45.932	8	9	PERRY	2:19.958	2:20.157	0.199
9	17	BUSA	1:34.308	9	PERRY	46.026	9	17	BUSA	2:20.240	2:20.614	0.374
10	6	BUSA	1:34.360	6	BUSA	46.277	10	6	BUSA	2:20.637	2:20.637	0.000
11	45	MACKENZIE	1:35.641	45	MACKENZIE	46.321	11	45	MACKENZIE	2:21.962	2:21.962	0.000
12	46	CARTER	1:35.802	69	MANN	46.884	12	46	CARTER	2:23.269	2:23.305	0.036
13	565	KERSHAW	1:36.115	75	WOODALL	46.994	13	95	ROGERS	2:23.562	2:25.047	1.485
14	95	ROGERS	1:36.492	95	ROGERS	47.070	14	565	KERSHAW	2:23.799	2:23.813	0.014
15	96	KENT	1:36.668	43	SWARBRICK	47.202	15	69	MANN	2:23.917	2:24.786	0.869
16	43	SWARBRICK	1:36.806	96	KENT	47.451	16	43	SWARBRICK	2:24.008	2:24.292	0.284
17	85	WALES	1:36.830	46	CARTER	47.467	17	75	WOODALL	2:24.090	2:24.904	0.814
18	69	MANN	1:37.033	85	WALES	47.546	18	96	KENT	2:24.119	2:24.295	0.176
19	75	WOODALL	1:37.096	565	KERSHAW	47.684	19	85	WALES	2:24.376	2:24.647	0.271
20	66	SMITH	1:38.263	12	RAMSEY	48.540	20	66	SMITH	2:26.853	2:27.626	0.773
21	33	KLINGE	1:38.412	66	SMITH	48.590	21	54	SCOTT	2:27.437	2:27.525	0.088
22	54	SCOTT	1:38.488	32	ASHMEAD	48.651	22	33	KLINGE	2:27.510	2:27.831	0.321
23	12	RAMSEY	1:39.285	54	SCOTT	48.949	23	12	RAMSEY	2:27.825	2:28.973	1.148
24	4	FRANKLIN	1:40.102	33	KLINGE	49.098	24	4	FRANKLIN	2:29.642	2:30.066	0.424
25	13	RYAN	1:40.542	13	RYAN	49.177	25	13	RYAN	2:29.719	2:29.719	0.000
26	102	WRIGHT	1:40.782	102	WRIGHT	49.374	26	32	ASHMEAD	2:29.971	2:30.899	0.928
27	32	ASHMEAD	1:41.320	4	FRANKLIN	49.540	27	102	WRIGHT	2:30.156	2:30.156	0.000
28	26	CHAMPION	1:42.754	166	LEWIS	50.729	28	26	CHAMPION	2:33.871	2:34.028	0.157
29	56	TURNER	1:43.148	26	CHAMPION	51.117	29	56	TURNER	2:34.423	2:34.423	0.000
30	73	GRAYSON	1:44.840	56	TURNER	51.275	30	166	LEWIS	2:36.249	2:36.797	0.548
31	166	LEWIS	1:45.520	90	WOLFF	51.871	31	73	GRAYSON	2:37.463	2:37.463	0.000
32	90	WOLFF	1:47.515	73	GRAYSON	52.623	32	90	WOLFF	2:39.386	2:40.565	1.179

BMCRC - MRO Championships 2024 - Rnd 6 @ Snetterton 300

ACU Team Green Junior Cup & Senior Ninja & BMZRC 250 MZ

RACE 10 - STATISTICS

Competitors Started 33
Planned Start 2024-09-01 @ 14:00:00.000
Actual Start 2024-09-01 @ 14:02:24.271
Finish Time 2024-09-01 @ 14:18:39.788
Track Length 2.9689mi.
Total Laps 212
Total Distance Covered 629.4092mi.

Session Fastest Lap History

NO	CL	NAME	LAP TIME	TIME OF DAY	LAP	VEHICLE
76	J	Luca WILKINSON	2:19.527	14:07:09.453	2	Kawasaki NINJA400
1	S	Phil ATKINSON	2:19.268	14:07:09.894	2	Kawasaki NINJA 400
65	J	Lilly RHODES	2:19.157	14:07:11.035	2	Kawasaki NINJA
1	S	Phil ATKINSON	2:16.492	14:09:26.414	3	Kawasaki NINJA 400

Session Leader History

NO	CL	NAME	FROM LAP	LAPS LED	DISTANCE	VEHICLE
2	J	Kade WATT	1	1	2.96 miles	Kawasaki NINJA 400
76	J	Luca WILKINSON	2	1	2.96 miles	Kawasaki NINJA400
1	S	Phil ATKINSON	3	1	2.96 miles	Kawasaki NINJA 400
2	J	Kade WATT	4	1	2.96 miles	Kawasaki NINJA 400
76	J	Luca WILKINSON	5	1	2.96 miles	Kawasaki NINJA400
2	J	Kade WATT	6	1	2.96 miles	Kawasaki NINJA 400
76	J	Luca WILKINSON	7	1	2.96 miles	Kawasaki NINJA400

Flag History

TYPE	TIME OF DAY
GREEN	14:02:24.271
FINISH	14:18:39.788

Flag Statistics

TYPE	COUNT	TOTAL LAPS	TOTAL TIME
Green	1	7	18:47.075
Red	0	0	0.000
Safety Car	0	0	0.000
FCY	0	0	0.000

BMCRC - MRO Championships 2024 - Rnd 6 @ Snetterton 300

ACU Team Green Junior Cup & Senior Ninja & BMZRC 250 MZ

RACE 10 - STATISTICS

CLASS : J

12 Starters

Fastest Lap History

NO	NAME	LAP TIME	TIME OF DAY	LAP	VEHICLE
76	Luca WILKINSON	2:19.527	14:07:09.453	2	Kawasaki NINJA400
7	Travis ROOKER	2:19.518	14:07:10.492	2	Kawasaki NINJA 400
65	Lilly RHODES	2:19.157	14:07:11.035	2	Kawasaki NINJA
2	Kade WATT	2:17.010	14:09:26.495	3	Kawasaki NINJA 400

Leader History

NO	NAME	FROM LAP	LAPS LED	DISTANCE	VEHICLE
2	Kade WATT	1	1	2.96 miles	Kawasaki NINJA 400
76	Luca WILKINSON	2	1	2.96 miles	Kawasaki NINJA400
2	Kade WATT	3	2	5.93 miles	Kawasaki NINJA 400
76	Luca WILKINSON	5	1	2.96 miles	Kawasaki NINJA400
2	Kade WATT	6	1	2.96 miles	Kawasaki NINJA 400
76	Luca WILKINSON	7	1	2.96 miles	Kawasaki NINJA400

BMCRC - MRO Championships 2024 - Rnd 6 @ Snetterton 300

ACU Team Green Junior Cup & Senior Ninja & BMZRC 250 MZ

RACE 10 - STATISTICS

CLASS : S

9 Starters

Fastest Lap History

NO	NAME	LAP TIME	TIME OF DAY	LAP	VEHICLE
1	Phil ATKINSON	2:19.268	14:07:09.894	2	Kawasaki NINJA 400
1	Phil ATKINSON	2:16.492	14:09:26.414	3	Kawasaki NINJA 400

Leader History

NO	NAME	FROM LAP	LAPS LED	DISTANCE	VEHICLE
27	Ben BROWN	1	1	2.96 miles	Kawasaki NINJA 400
1	Phil ATKINSON	2	6	17.81 miles	Kawasaki NINJA 400

BMCRC - MRO Championships 2024 - Rnd 6 @ Snetterton 300

ACU Team Green Junior Cup & Senior Ninja & BMZRC 250 MZ

RACE 10 - STATISTICS

CLASS : MZ

12 Starters

Fastest Lap History

NO	NAME	LAP TIME	TIME OF DAY	LAP	VEHICLE
69	Alexander MANN	2:25.501	14:07:59.867	2	MZ TS 250
96	Chris KENT	2:24.980	14:07:59.980	2	MZ TS 250
565	Louis KERSHAW	2:23.813	14:15:16.814	5	MZ 250

Leader History

NO	NAME	FROM LAP	LAPS LED	DISTANCE	VEHICLE
69	Alexander MANN	1	3	8.90 miles	MZ TS 250
75	Peter WOODALL	4	1	2.96 miles	MZ ETZ 250
565	Louis KERSHAW	5	1	2.96 miles	MZ 250
85	Andrew WALES	6	1	2.96 miles	MZ ETZ 250
565	Louis KERSHAW	7	1	2.96 miles	MZ 250



REACTIVE PARTS MRO POWERBIKES / CIGMA RACING MRO CLUBMAN 1000 / TBR PERFORMANCE MRO RETRO 1000s & L&W CONTRACTORS ROOKIE 1000



BMCRC-MRO Championships - Round 6
Snetterton 300
31st / 1st September 2024



Timing & Results Provided by Timing Solutions Ltd

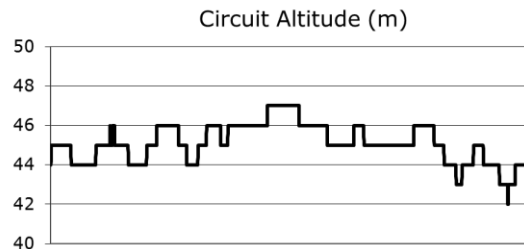
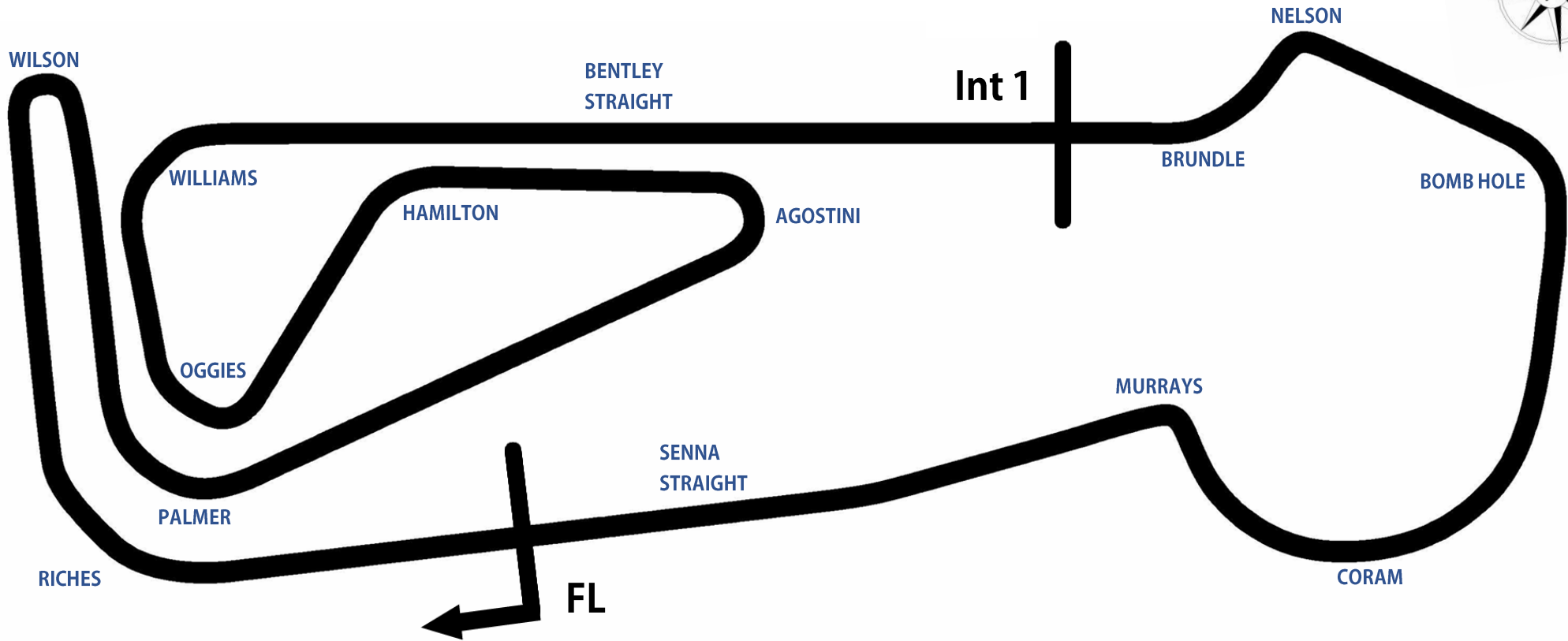
www.tsl-timing.com



Snetterton

Snetterton 300 Circuit

Norwich, Norfolk, UK



Length	2.9689 miles 4.778 km 4778.0 m	
FL	52.46340 N	0.94476 E
Int 1	3198m	52.46617 N 0.94964 E
Pit Entry	4572m	52.46364 N 0.94774 E
Pit Exit	40m after FL	52.46338 N 0.94420 E
Pit Entry - Pit Exit	246m, 17.7S @ 50kph, 14.7s @ 60kph	



BMCRC - MRO Championships 2024 - Rnd 6 @ Snetterton 300

MRO Powerbikes inc Clubman 1000 & MRO Retro 1000 & Rookie 1000

QUALIFYING - CLASSIFICATION

POS	NO	CL	PIC	NAME	ENTRY	TIME	ON	LAPS	GAP	DIFF	MPH
1	65		1	Peter BAKER	Kawasaki ZX10R - TJ & Peter Baker M/C. Dodfrey engi	1:57.220	2	5			91.17
2	80	C	1	Morgan CREASEY	Honda FIREBLADE - Warics Ltd	1:57.615	5	5	0.395	0.395	90.87
3	99	Ret_C	1	Steven BUTTERWORTH	Yamaha R1 -	1:57.790	4	4	0.570	0.175	90.73
4	31	C	2	Ryan TURNER	Kawasaki ZX10R - RT Utilities	1:57.907	5	5	0.687	0.117	90.64
5	5	Ret_N	1	Kieran SMITH	Suzuki GSXR 1000 K1 -	1:58.159	4	4	0.939	0.252	90.45
6	87	R1000	1	Dan CHAMBERLAIN	Suzuki GSXR 750 -	1:59.191	5	5	1.971	1.032	89.67
7	48	C	3	Aaron COLLINS	BMW S1000RR - Precision installations	1:59.906	5	5	2.686	0.715	89.13
8	60		2	David LANGLEY	Aprilia RSV4 - Pete's Plumbing & DL Racing	2:00.853	5	5	3.633	0.947	88.43
9	223	C	4	Rafal KISYK	Yamaha R1 -	2:01.129	2	2	3.909	0.276	88.23
10	85	R1000	2	Ben WOOD	Yamaha R1 -	2:01.209	3	3	3.989	0.080	88.17
11	123	C	5	James VINCER	Suzuki GSXR R - John Butcher Bros	2:01.805	5	5	4.585	0.596	87.74
12	55	R1000	3	Mindaugas STORPIRSTIS	BMW S1000RR - ANR Tyres	2:01.954	4	5	4.734	0.149	87.64
13	102	Ret_C	2	James FEARN	Suzuki GSXR1000 - Greenplant satellite team	2:02.735	5	5	5.515	0.781	87.08
14	78	Ret_C	3	Jamie THOMAS	Suzuki GSXR 1000 - Team RubyRacing	2:02.772	5	5	5.552	0.037	87.05
15	13	Ret_C	4	Daniel MERCER	Honda CBR1000RR - Merc&Co Racing, Apex2Apex pr	2:03.749	5	5	6.529	0.977	86.36
16	152		3	Barry MANTELL	Kawaskai ZX10R - Swedish car connection	2:03.889	3	5	6.669	0.140	86.27
17	333		4	Andrew HOUGHTON	BMW S1000RR - Techoir	2:05.148	5	5	7.928	1.259	85.40
18	46	C	6	Simon GATES	Yamaha YZF R1 - T.A Roden LTD / Canine Plus Hydro	2:05.219	4	5	7.999	0.071	85.35
19	19	Ret_C	5	Tyler DONOVAN	- Tinder Corp	2:05.894	2	2	8.674	0.675	84.89
20	222	C	7	Toby TRUNDLE	Aprilia RSV4 1000 RF - Harris Motorcycles / A. Harland	2:06.983	5	5	9.763	1.089	84.16
21	7	C	8	Seb JENKINS	Yamaha YZF-R1 - TBR Performance	2:08.297	5	5	11.077	1.314	83.30
22	627	R1000	4	Dean MILLER	Kawazaki ZX10R - Tiny Racing	2:08.759	4	5	11.539	0.462	83.00
23	666	R1000	5	Nathan THOMPSON	BMW S1000RR - Flirtz lap dancing club	2:08.783	2	3	11.563	0.024	82.99
24	14	R1000	6	Alex YIANNI	BMW S1000 RR - Airpack 2000 Racing/Almig Compres	2:09.528	4	4	12.308	0.745	82.51
25	144	R1000	7	Scott LEMON	Yamaha R1 -	2:10.314	5	5	13.094	0.786	82.01
26	169	Ret_C	6	Cory SMITH	-	2:11.108	2	3	13.888	0.794	81.52
27	108	R1000	8	Paul BARNARD	Honda FIREBLADE -	2:13.011	4	5	15.791	1.903	80.35
28	66*		5	Stephen HARVEY	Kawasaki ZX10 -	2:14.896	4	5	17.676	1.885	79.23
29	29	R1000	9	Luke MORGAN	Suzuki GSXR 750 -	2:21.894	3	4	24.674	6.998	75.32
30	44	R1000	10	John SHAW	MV Agusta F3 800 - None	2:22.183	2	4	24.963	0.289	75.17

Comments:

* No. 66 - Please fit a working transponder

Weather / Track : /

Date: 31/08/2024 Start: 09:46 Finish: 09:56
Snetterton 300: 2.9689 miles

These results are provisional until the conclusion of any judicial and technical matters.

Clerk Of Course:	Stewards:	Timekeeper:	
		<i>Craig Smith</i>	

Results can be found at www.tsl-timing.com

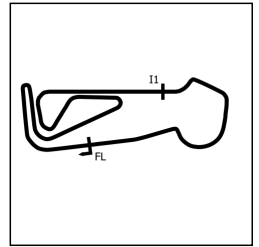
Printed - 09:59 Saturday, 31 August 2024



BMCRC - MRO Championships 2024 - Rnd 6 @ Snetterton 300

MRO Powerbikes inc Clubman 1000 & MRO Retro 1000 & Rookie 1000

QUALIFYING - SECTOR ANALYSIS



SECTOR 1 = FL to I1, SECTOR 2 = I1 to FL, DIFF = Difference To Personal Best Lap, P = Crossed Finish Line in Pit Lane, D = Time Disallowed

P1 65 Peter BAKER		Kawasaki ZX10R - TJ & Peter Baker M/C. Dodfrey engineering				
IDEAL LAP TIME : 1:56.938		BEST LAP TIME : 1:57.220		DIFFERENCE : 0.282		
LAP	SECTOR 1	SECTOR 2	LAP TIME	MPH	DIFF	TIME OF DAY
1 -	1:25.881	40.829	2:06.710	84.35	9.490	09:49:01.380
2 -	1:18.398	38.822	1:57.220 (1)	91.17		09:50:58.600
3 -	1:18.116	39.362	1:57.478	90.97	0.258	09:52:56.078
4 -	1:18.184	39.065	1:57.249 (2)	91.15	0.029	09:54:53.327
5 -	1:18.263	39.165	1:57.428 (3)	91.01	0.208	09:56:50.755

P2 80 C Morgan CREASEY		Honda FIREBLADE - Warics Ltd				
IDEAL LAP TIME : 1:57.615		BEST LAP TIME : 1:57.615		DIFFERENCE : 0.000		
LAP	SECTOR 1	SECTOR 2	LAP TIME	MPH	DIFF	TIME OF DAY
1 -	1:29.867	41.664	2:11.531	81.25	13.916	09:49:09.264
2 -	1:22.290	40.185	2:02.475	87.26	4.860	09:51:11.739
3 -	1:21.813	39.427	2:01.240 (3)	88.15	3.625	09:53:12.979
4 -	1:19.256	40.057	1:59.313 (2)	89.58	1.698	09:55:12.292
5 -	1:18.483	39.132	1:57.615 (1)	90.87		09:57:09.907

P3 99 Ret_C Steven BUTTERWORTH		Yamaha R1 -				
IDEAL LAP TIME : 1:57.576		BEST LAP TIME : 1:57.790		DIFFERENCE : 0.214		
LAP	SECTOR 1	SECTOR 2	LAP TIME	MPH	DIFF	TIME OF DAY
1 -	1:26.495	40.875	2:07.370	83.91	9.580	09:49:04.505
2 -	1:20.098	39.078	1:59.176 (3)	89.68	1.386	09:51:03.681
3 -	1:19.479	38.572	1:58.051 (2)	90.53	0.261	09:53:01.732
4 -	1:19.004	38.786	1:57.790 (1)	90.73		09:54:59.522

P4 31 C Ryan TURNER		Kawasaki ZX10R - RT Utilities				
IDEAL LAP TIME : 1:57.907		BEST LAP TIME : 1:57.907		DIFFERENCE : 0.000		
LAP	SECTOR 1	SECTOR 2	LAP TIME	MPH	DIFF	TIME OF DAY
1 -	1:24.902	41.326	2:06.228	84.67	8.321	09:49:02.227
2 -	1:19.622	39.900	1:59.522	89.42	1.615	09:51:01.749
3 -	1:19.121	39.796	1:58.917 (3)	89.87	1.010	09:53:00.666
4 -	1:18.864	39.736	1:58.600 (2)	90.11	0.693	09:54:59.266
5 -	1:18.406	39.501	1:57.907 (1)	90.64		09:56:57.173

P5 5 Ret_N Kieran SMITH		Suzuki GSXR 1000 K1 -				
IDEAL LAP TIME : 1:57.230		BEST LAP TIME : 1:58.159		DIFFERENCE : 0.929		
LAP	SECTOR 1	SECTOR 2	LAP TIME	MPH	DIFF	TIME OF DAY
1 -	1:26.634	42.075	2:08.709	83.04	10.550	09:49:16.090
2 -	1:19.125	39.513	1:58.638 (2)	90.08	0.479	09:51:14.728
3 -	1:19.776	38.922	1:58.698 (3)	90.04	0.539	09:53:13.426
4 -	1:18.578	39.581	1:58.159 (1)	90.45		09:55:11.585

P6 87 R1000 Dan CHAMBERLAIN		Suzuki GSXR 750 -				
IDEAL LAP TIME : 1:59.191		BEST LAP TIME : 1:59.191		DIFFERENCE : 0.000		
LAP	SECTOR 1	SECTOR 2	LAP TIME	MPH	DIFF	TIME OF DAY
1 -	1:28.891	42.232	2:11.123	81.51	11.932	09:49:06.381
2 -	1:22.210	40.748	2:02.958	86.92	3.767	09:51:09.339
3 -	1:20.473	39.970	2:00.443 (3)	88.73	1.252	09:53:09.782
4 -	1:20.024	40.106	2:00.130 (2)	88.97	0.939	09:55:09.912
5 -	1:19.628	39.563	1:59.191 (1)	89.67		09:57:09.103

BMCRC - MRO Championships 2024 - Rnd 6 @ Snetterton 300

MRO Powerbikes inc Clubman 1000 & MRO Retro 1000 & Rookie 1000

QUALIFYING - SECTOR ANALYSIS



SECTOR 1 = FL to I1, SECTOR 2 = I1 to FL, DIFF = Difference To Personal Best Lap, P = Crossed Finish Line in Pit Lane, D = Time Disallowed

P7 48 C		Aaron COLLINS		BMW S1000RR - Precision installations			
IDEAL LAP TIME : 1:58.644		BEST LAP TIME : 1:59.906		DIFFERENCE : 1.262			
LAP	SECTOR 1	SECTOR 2	LAP TIME	MPH	DIFF	TIME OF DAY	
1 -	1:29.155	44.938	2:14.093	79.70	14.187	09:49:09.061	
2 -	1:23.434	47.488	2:10.922	81.63	11.016	09:51:19.983	
3 -	1:21.346	40.189	2:01.535 (3)	87.94	1.629	09:53:21.518	
4 -	1:20.464	39.538	2:00.002 (2)	89.06	0.096	09:55:21.520	
5 -	1:19.106	40.800	1:59.906 (1)	89.13		09:57:21.426	

P8 60		David LANGLEY		Aprilia RSV4 - Pete's Plumbing & DL Racing			
IDEAL LAP TIME : 2:00.312		BEST LAP TIME : 2:00.853		DIFFERENCE : 0.541			
LAP	SECTOR 1	SECTOR 2	LAP TIME	MPH	DIFF	TIME OF DAY	
1 -	1:27.030	42.666	2:09.696	82.40	8.843	09:49:06.198	
2 -	1:21.924	40.428	2:02.352 (3)	87.35	1.499	09:51:08.550	
3 -	1:21.235	41.147	2:02.382	87.33	1.529	09:53:10.932	
4 -	1:20.877	40.564	2:01.441 (2)	88.01	0.588	09:55:12.373	
5 -	1:19.884	40.969	2:00.853 (1)	88.43		09:57:13.226	

P9 223 C		Rafal KISYK		Yamaha R1 -			
IDEAL LAP TIME : 2:01.129		BEST LAP TIME : 2:01.129		DIFFERENCE : 0.000			
LAP	SECTOR 1	SECTOR 2	LAP TIME	MPH	DIFF	TIME OF DAY	
1 -	1:27.153	42.236	2:09.389 (2)	82.60	8.260	09:49:06.606	
2 -	1:21.490	39.639	2:01.129 (1)	88.23		09:51:07.735	

P10 85 R1000		Ben WOOD		Yamaha R1 -			
IDEAL LAP TIME : 2:01.195		BEST LAP TIME : 2:01.209		DIFFERENCE : 0.014			
LAP	SECTOR 1	SECTOR 2	LAP TIME	MPH	DIFF	TIME OF DAY	
1 -	1:26.135	43.581	2:09.716 (3)	82.39	8.507	09:49:17.694	
2 -	1:22.864	39.908	2:02.772 (2)	87.05	1.563	09:51:20.466	
3 -	1:21.287	39.922	2:01.209 (1)	88.17		09:53:21.675	

P11 123 C		James VINCER		Suzuki GSXR R - John Butcher Bros			
IDEAL LAP TIME : 2:01.805		BEST LAP TIME : 2:01.805		DIFFERENCE : 0.000			
LAP	SECTOR 1	SECTOR 2	LAP TIME	MPH	DIFF	TIME OF DAY	
1 -	1:28.689	43.967	2:12.656	80.56	10.851	09:49:07.348	
2 -	1:23.222	41.584	2:04.806	85.63	3.001	09:51:12.154	
3 -	1:23.327	40.990	2:04.317 (3)	85.97	2.512	09:53:16.471	
4 -	1:21.672	40.819	2:02.491 (2)	87.25	0.686	09:55:18.962	
5 -	1:21.077	40.728	2:01.805 (1)	87.74		09:57:20.767	

P12 55 R1000		Mindaugas STORPIRSTIS		BMW S1000RR - ANR Tyres			
IDEAL LAP TIME : 2:01.916		BEST LAP TIME : 2:01.954		DIFFERENCE : 0.038			
LAP	SECTOR 1	SECTOR 2	LAP TIME	MPH	DIFF	TIME OF DAY	
1 -	1:29.263	42.793	2:12.056	80.93	10.102	09:49:10.600	
2 -	1:22.018	41.302	2:03.320 (3)	86.66	1.366	09:51:13.920	
3 -	1:22.106	50.868	2:12.974	80.37	11.020	09:53:26.894	
4 -	1:21.291	40.663	2:01.954 (1)	87.64		09:55:28.848	
5 -	1:21.253	40.821	2:02.074 (2)	87.55	0.120	09:57:30.922	

P13 102 Ret_C		James FEARN		Suzuki GSXR1000 - Greenplant satellite team			
IDEAL LAP TIME : 2:02.437		BEST LAP TIME : 2:02.735		DIFFERENCE : 0.298			
LAP	SECTOR 1	SECTOR 2	LAP TIME	MPH	DIFF	TIME OF DAY	
1 -	1:35.315	43.931	2:19.246	76.75	16.511	09:49:17.583	
2 -	1:26.037	41.796	2:07.833	83.60	5.098	09:51:25.416	
3 -	1:24.387	41.029	2:05.416 (3)	85.22	2.681	09:53:30.832	
4 -	1:22.535	41.735	2:04.270 (2)	86.00	1.535	09:55:35.102	
5 -	1:21.408	41.327	2:02.735 (1)	87.08		09:57:37.837	

BMCRC - MRO Championships 2024 - Rnd 6 @ Snetterton 300

MRO Powerbikes inc Clubman 1000 & MRO Retro 1000 & Rookie 1000

QUALIFYING - SECTOR ANALYSIS



SECTOR 1 = FL to I1, SECTOR 2 = I1 to FL, DIFF = Difference To Personal Best Lap, P = Crossed Finish Line in Pit Lane, D = Time Disallowed

P14 78 Ret_C Jamie THOMAS		Suzuki GSXR 1000 - Team RubyRacing				
IDEAL LAP TIME : 2:02.772		BEST LAP TIME : 2:02.772		DIFFERENCE : 0.000		
LAP	SECTOR 1	SECTOR 2	LAP TIME	MPH	DIFF	TIME OF DAY
1 -	1:30.516	41.930	2:12.446	80.69	9.674	09:49:10.568
2 -	1:22.850	41.535	2:04.385 (3)	85.92	1.613	09:51:14.953
3 -	1:23.080	41.237	2:04.317 (2)	85.97	1.545	09:53:19.270
4 -	1:23.600	41.918	2:05.518	85.15	2.746	09:55:24.788
5 -	1:22.129	40.643	2:02.772 (1)	87.05		09:57:27.560

P15 13 Ret_C Daniel MERCER		Honda CBR1000RR - Merc&Co Racing, Apex2Apex promotions				
IDEAL LAP TIME : 2:03.749		BEST LAP TIME : 2:03.749		DIFFERENCE : 0.000		
LAP	SECTOR 1	SECTOR 2	LAP TIME	MPH	DIFF	TIME OF DAY
1 -	1:29.401	43.082	2:12.483	80.67	8.734	09:49:06.150
2 -	1:25.356	41.685	2:07.041	84.13	3.292	09:51:13.191
3 -	1:23.183	42.435	2:05.618 (3)	85.08	1.869	09:53:18.809
4 -	1:23.607	41.731	2:05.338 (2)	85.27	1.589	09:55:24.147
5 -	1:23.030	40.719	2:03.749 (1)	86.36		09:57:27.896

P16 152 Barry MANTELL		Kawasaki ZX10R - Swedish car connection				
IDEAL LAP TIME : 2:02.521		BEST LAP TIME : 2:03.889		DIFFERENCE : 1.368		
LAP	SECTOR 1	SECTOR 2	LAP TIME	MPH	DIFF	TIME OF DAY
1 -	1:33.633	43.061	2:16.694	78.18	12.805	09:49:16.635
2 -	1:26.667	40.515	2:07.182	84.03	3.293	09:51:23.817
3 -	1:22.006	41.883	2:03.889 (1)	86.27		09:53:27.706
4 -	1:22.866	41.293	2:04.159 (2)	86.08	0.270	09:55:31.865
5 -	1:23.854	42.867	2:06.721 (3)	84.34	2.832	09:57:38.586

P17 333 Andrew HOUGHTON		BMW S1000RR - Techoir				
IDEAL LAP TIME : 2:04.941		BEST LAP TIME : 2:05.148		DIFFERENCE : 0.207		
LAP	SECTOR 1	SECTOR 2	LAP TIME	MPH	DIFF	TIME OF DAY
1 -	OUTLAP	42.939	2:14.222	79.62	9.074	09:49:03.556
2 -	1:24.518	41.575	2:06.093 (3)	84.76	0.945	09:51:09.649
3 -	1:26.426	42.243	2:08.669	83.06	3.521	09:53:18.318
4 -	1:23.677	41.879	2:05.556 (2)	85.12	0.408	09:55:23.874
5 -	1:23.366	41.782	2:05.148 (1)	85.40		09:57:29.022

P18 46 C Simon GATES		Yamaha YZF R1 - T.A Roden LTD / Canine Plus Hydro				
IDEAL LAP TIME : 2:05.027		BEST LAP TIME : 2:05.219		DIFFERENCE : 0.192		
LAP	SECTOR 1	SECTOR 2	LAP TIME	MPH	DIFF	TIME OF DAY
1 -	1:34.356	42.869	2:17.225	77.88	12.006	09:49:16.074
2 -	1:25.669	42.029	2:07.698	83.69	2.479	09:51:23.772
3 -	1:23.892	42.301	2:06.193 (3)	84.69	0.974	09:53:29.965
4 -	1:23.212	42.007	2:05.219 (1)	85.35		09:55:35.184
5 -	1:23.681	41.815	2:05.496 (2)	85.16	0.277	09:57:40.680

P19 19 Ret_C Tyler DONOVAN		- Tinder Corp				
IDEAL LAP TIME : 2:05.894		BEST LAP TIME : 2:05.894		DIFFERENCE : 0.000		
LAP	SECTOR 1	SECTOR 2	LAP TIME	MPH	DIFF	TIME OF DAY
1 -	1:28.112	42.362	2:10.474 (2)	81.91	4.580	09:49:07.732
2 -	1:24.195	41.699	2:05.894 (1)	84.89		09:51:13.626

BMCRC - MRO Championships 2024 - Rnd 6 @ Snetterton 300

MRO Powerbikes inc Clubman 1000 & MRO Retro 1000 & Rookie 1000

QUALIFYING - SECTOR ANALYSIS



SECTOR 1 = FL to I1, SECTOR 2 = I1 to FL, DIFF = Difference To Personal Best Lap, P = Crossed Finish Line in Pit Lane, D = Time Disallowed

P20 222 C		Toby TRUNDLE		Aprilia RSV4 1000 RF - Harris Motorcycles / A. Harland Race Se			
IDEAL LAP TIME : 2:06.983		BEST LAP TIME : 2:06.983		DIFFERENCE : 0.000			
LAP	SECTOR 1	SECTOR 2	LAP TIME	MPH	DIFF	TIME OF DAY	
1 -	1:32.271	44.138	2:16.409	78.35	9.426	09:49:26.783	
2 -	1:27.383	43.448	2:10.831	81.69	3.848	09:51:37.614	
3 -	1:26.317	43.130	2:09.447 (3)	82.56	2.464	09:53:47.061	
4 -	1:25.648	42.641	2:08.289 (2)	83.31	1.306	09:55:55.350	
5 -	1:24.632	42.351	2:06.983 (1)	84.16		09:58:02.333	

P21 7 C		Seb JENKINS		Yamaha YZF-R1 - TBR Performance			
IDEAL LAP TIME : 2:08.224		BEST LAP TIME : 2:08.297		DIFFERENCE : 0.073			
LAP	SECTOR 1	SECTOR 2	LAP TIME	MPH	DIFF	TIME OF DAY	
1 -	1:33.414	44.885	2:18.299	77.28	10.002	09:49:29.895	
2 -	1:26.080	43.441	2:09.521 (3)	82.52	1.224	09:51:39.416	
3 -	1:26.243	42.551	2:08.794 (2)	82.98	0.497	09:53:48.210	
4 -	1:25.697	51.557	2:17.254	77.87	8.957	09:56:05.464	
5 -	1:25.673	42.624	2:08.297 (1)	83.30		09:58:13.761	

P22 627 R1000		Dean MILLER		Kawazaki ZX10R - Tiny Racing			
IDEAL LAP TIME : 2:08.012		BEST LAP TIME : 2:08.759		DIFFERENCE : 0.747			
LAP	SECTOR 1	SECTOR 2	LAP TIME	MPH	DIFF	TIME OF DAY	
1 -	1:33.352	44.542	2:17.894	77.50	9.135	09:49:27.354	
2 -	1:27.130	43.580	2:10.710	81.76	1.951	09:51:38.064	
3 -	1:26.910	42.743	2:09.653 (2)	82.43	0.894	09:53:47.717	
4 -	1:25.777	42.982	2:08.759 (1)	83.00		09:55:56.476	
5 -	1:25.269	44.387	2:09.656 (3)	82.43	0.897	09:58:06.132	

P23 666 R1000		Nathan THOMPSON		BMW S1000RR - Flirtz lap dancing club			
IDEAL LAP TIME : 2:08.783		BEST LAP TIME : 2:08.783		DIFFERENCE : 0.000			
LAP	SECTOR 1	SECTOR 2	LAP TIME	MPH	DIFF	TIME OF DAY	
1 -	1:33.850	45.416	2:19.266 (3)	76.74	10.483	09:49:31.972	
2 -	1:25.782	43.001	2:08.783 (1)	82.99		09:51:40.755	
3 -	1:26.596	43.743	2:10.339 (2)	82.00	1.556	09:53:51.094	

P24 14 R1000		Alex YIANNI		BMW S1000 RR - Airpack 2000 Racing/Almig Compressors			
IDEAL LAP TIME : 2:09.528		BEST LAP TIME : 2:09.528		DIFFERENCE : 0.000			
LAP	SECTOR 1	SECTOR 2	LAP TIME	MPH	DIFF	TIME OF DAY	
1 -	1:34.754	45.007	2:19.761	76.47	10.233	09:49:15.356	
2 -	1:28.118	43.662	2:11.780 (3)	81.10	2.252	09:51:27.136	
3 -	1:26.751	43.596	2:10.347 (2)	81.99	0.819	09:53:37.483	
4 -	1:26.131	43.397	2:09.528 (1)	82.51		09:55:47.011	

P25 144 R1000		Scott LEMON		Yamaha R1 -			
IDEAL LAP TIME : 2:10.314		BEST LAP TIME : 2:10.314		DIFFERENCE : 0.000			
LAP	SECTOR 1	SECTOR 2	LAP TIME	MPH	DIFF	TIME OF DAY	
1 -	1:39.644	46.915	2:26.559	72.92	16.245	09:49:23.581	
2 -	1:31.568	44.880	2:16.448	78.33	6.134	09:51:40.029	
3 -	1:29.263	44.282	2:13.545 (3)	80.03	3.231	09:53:53.574	
4 -	1:27.324	44.039	2:11.363 (2)	81.36	1.049	09:56:04.937	
5 -	1:26.585	43.729	2:10.314 (1)	82.01		09:58:15.251	

P26 169 Ret_C		Cory SMITH		-			
IDEAL LAP TIME : 2:08.914		BEST LAP TIME : 2:11.108		DIFFERENCE : 2.194			
LAP	SECTOR 1	SECTOR 2	LAP TIME	MPH	DIFF	TIME OF DAY	
1 -	1:33.398	44.351	2:17.749 (2)	77.59	6.641	09:49:26.618	
2 -	1:27.391	43.717	2:11.108 (1)	81.52		09:51:37.726	
3 -	1:29.317	49.484	2:18.801 (3)	77.00	7.693	09:53:56.527	

BMCRC - MRO Championships 2024 - Rnd 6 @ Snetterton 300

MRO Powerbikes inc Clubman 1000 & MRO Retro 1000 & Rookie 1000

QUALIFYING - SECTOR ANALYSIS



SECTOR 1 = FL to I1, SECTOR 2 = I1 to FL, DIFF = Difference To Personal Best Lap, P = Crossed Finish Line in Pit Lane, D = Time Disallowed

P27 108 R1000 Paul BARNARD		Honda FIREBLADE -				
IDEAL LAP TIME : 2:13.011		BEST LAP TIME : 2:13.011		DIFFERENCE : 0.000		
LAP	SECTOR 1	SECTOR 2	LAP TIME	MPH	DIFF	TIME OF DAY
1 -	1:36.184	45.892	2:22.076	75.22	9.065	09:49:36.107
2 -	1:30.190	45.160	2:15.350 (3)	78.96	2.339	09:51:51.457
3 -	1:28.479	45.063	2:13.542 (2)	80.03	0.531	09:54:04.999
4 -	1:28.103	44.908	2:13.011 (1)	80.35		09:56:18.010
5 -	1:32.759	45.806	2:18.565	77.13	5.554	09:58:36.575

P28 66 Stephen HARVEY		Kawasaki ZX10 -				
IDEAL LAP TIME :		BEST LAP TIME : 2:14.896		DIFFERENCE :		
LAP	SECTOR 1	SECTOR 2	LAP TIME	MPH	DIFF	TIME OF DAY
1 -			2:24.632	73.89	9.736	09:49:35.466
2 -			2:15.736 (3)	78.74	0.840	09:51:51.202
3 -			2:15.674 (2)	78.77	0.778	09:54:06.876
4 -			2:14.896 (1)	79.23		09:56:21.772
5 -			2:16.298	78.41	1.402	09:58:38.070

P29 29 R1000 Luke MORGAN		Suzuki GSXR 750 -				
IDEAL LAP TIME : 2:21.843		BEST LAP TIME : 2:21.894		DIFFERENCE : 0.051		
LAP	SECTOR 1	SECTOR 2	LAP TIME	MPH	DIFF	TIME OF DAY
1 -	1:40.065	49.159	2:29.224	71.62	7.330	09:49:42.516
2 -	1:34.243	48.968	2:23.211 (3)	74.63	1.317	09:52:05.727
3 -	1:33.679	48.215	2:21.894 (1)	75.32		09:54:27.621
4 -	1:33.628	48.397	2:22.025 (2)	75.25	0.131	09:56:49.646

P30 44 R1000 John SHAW		MV Agusta F3 800 - None				
IDEAL LAP TIME : 2:22.183		BEST LAP TIME : 2:22.183		DIFFERENCE : 0.000		
LAP	SECTOR 1	SECTOR 2	LAP TIME	MPH	DIFF	TIME OF DAY
1 -	1:42.291	52.557	2:34.848	69.02	12.665	09:49:36.440
2 -	1:33.602	48.581	2:22.183 (1)	75.17		09:51:58.623
3 -	1:37.391	49.622	2:27.013 (3)	72.70	4.830	09:54:25.636
4 -	1:33.952	49.316	2:23.268 (2)	74.60	1.085	09:56:48.904

BMCRC - MRO Championships 2024 - Rnd 6 @ Snetterton 300

MRO Powerbikes inc Clubman 1000 & MRO Retro 1000 & Rookie 1000

QUALIFYING - BEST SECTORS

SECTOR 1			SECTOR 2			IDEAL / BEST COMPARISON						
POS	NO	NAME	TIME	NO	NAME	TIME	POS	NO	NAME	IDEAL	BEST	DIFF
									PERFECT LAP	1:56.688		
1	65	BAKER	1:18.116	99	BUTTERWORTH	38.572	1	65	BAKER	1:56.938	1:57.220	0.282
2	5	SMITH	1:18.308	65	BAKER	38.822	2	5	SMITH	1:57.230	1:58.159	0.929
3	31	TURNER	1:18.406	5	SMITH	38.922	3	99	BUTTERWORTH	1:57.576	1:57.790	0.214
4	80	CREASEY	1:18.483	80	CREASEY	39.132	4	80	CREASEY	1:57.615	1:57.615	0.000
5	99	BUTTERWORTH	1:19.004	31	TURNER	39.501	5	31	TURNER	1:57.907	1:57.907	0.000
6	48	COLLINS	1:19.106	48	COLLINS	39.538	6	48	COLLINS	1:58.644	1:59.906	1.262
7	87	CHAMBERLAIN	1:19.628	87	CHAMBERLAIN	39.563	7	87	CHAMBERLAIN	1:59.191	1:59.191	0.000
8	60	LANGLEY	1:19.884	223	KISYK	39.639	8	60	LANGLEY	2:00.312	2:00.853	0.541
9	123	VINCER	1:21.077	85	WOOD	39.908	9	223	KISYK	2:01.129	2:01.129	0.000
10	55	STORPIRSTIS	1:21.253	60	LANGLEY	40.428	10	85	WOOD	2:01.195	2:01.209	0.014
11	85	WOOD	1:21.287	152	MANTELL	40.515	11	123	VINCER	2:01.805	2:01.805	0.000
12	102	FEARN	1:21.408	78	THOMAS	40.643	12	55	STORPIRSTIS	2:01.916	2:01.954	0.038
13	223	KISYK	1:21.490	55	STORPIRSTIS	40.663	13	102	FEARN	2:02.437	2:02.735	0.298
14	152	MANTELL	1:22.006	13	MERCER	40.719	14	152	MANTELL	2:02.521	2:03.889	1.368
15	78	THOMAS	1:22.129	123	VINCER	40.728	15	78	THOMAS	2:02.772	2:02.772	0.000
16	13	MERCER	1:23.030	102	FEARN	41.029	16	13	MERCER	2:03.749	2:03.749	0.000
17	46	GATES	1:23.212	333	HOUGHTON	41.575	17	333	HOUGHTON	2:04.941	2:05.148	0.207
18	333	HOUGHTON	1:23.366	19	DONOVAN	41.699	18	46	GATES	2:05.027	2:05.219	0.192
19	19	DONOVAN	1:24.195	46	GATES	41.815	19	19	DONOVAN	2:05.894	2:05.894	0.000
20	222	TRUNDLE	1:24.632	222	TRUNDLE	42.351	20	222	TRUNDLE	2:06.983	2:06.983	0.000
21	169	SMITH	1:25.197	7	JENKINS	42.551	21	627	MILLER	2:08.012	2:08.759	0.747
22	627	MILLER	1:25.269	627	MILLER	42.743	22	7	JENKINS	2:08.224	2:08.297	0.073
23	7	JENKINS	1:25.673	666	THOMPSON	43.001	23	666	THOMPSON	2:08.783	2:08.783	0.000
24	666	THOMPSON	1:25.782	14	YIANNI	43.397	24	169	SMITH	2:08.914	2:11.108	2.194
25	14	YIANNI	1:26.131	169	SMITH	43.717	25	14	YIANNI	2:09.528	2:09.528	0.000
26	144	LEMON	1:26.585	144	LEMON	43.729	26	144	LEMON	2:10.314	2:10.314	0.000
27	108	BARNARD	1:28.103	108	BARNARD	44.908	27	108	BARNARD	2:13.011	2:13.011	0.000
28	44	SHAW	1:33.602	29	MORGAN	48.215	28	29	MORGAN	2:21.843	2:21.894	0.051
29	29	MORGAN	1:33.628	44	SHAW	48.581	29	44	SHAW	2:22.183	2:22.183	0.000
30							30	66	HARVEY		2:14.896	

BMCRC - MRO Championships 2024 - Rnd 6 @ Snetterton 300

MRO Powerbikes inc Clubman 1000 & MRO Retro 1000 & Rookie 1000

QUALIFYING - STATISTICS

Competitors Started 30
Planned Start 2024-08-31 @ 09:40:00.000
Actual Start 2024-08-31 @ 09:46:44.035
Finish Time 2024-08-31 @ 09:56:41.997
Track Length 2.9689mi.
Total Laps 133
Total Distance Covered 394.8652mi.

Session Fastest Lap History

NO	CL	NAME	LAP TIME	TIME OF DAY	LAP	VEHICLE
65		Peter BAKER	2:06.710	09:49:01.384	1	Kawasaki ZX10R
31	C	Ryan TURNER	2:06.228	09:49:02.242	1	Kawasaki ZX10R
65		Peter BAKER	1:57.220	09:50:58.604	2	Kawasaki ZX10R

Flag History

TYPE	TIME OF DAY
GREEN	09:46:44.035
FINISH	09:56:41.997

Flag Statistics

TYPE	COUNT	TOTAL LAPS	TOTAL TIME
Green	1	5	12:07.663
Red	0	0	0.000
Safety Car	0	0	0.000
FCY	0	0	0.000

BMCRC - MRO Championships 2024 - Rnd 6 @ Snetterton 300

MRO Powerbikes inc Clubman 1000 & MRO Retro 1000 & Rookie 1000

QUALIFYING - STATISTICS

CLASS :

5 Starters

Fastest Lap History

NO	NAME	LAP TIME	TIME OF DAY	LAP	VEHICLE
65	Peter BAKER	2:06.710	09:49:01.384	1	Kawasaki ZX10R
65	Peter BAKER	1:57.220	09:50:58.604	2	Kawasaki ZX10R

BMCRC - MRO Championships 2024 - Rnd 6 @ Snetterton 300

MRO Powerbikes inc Clubman 1000 & MRO Retro 1000 & Rookie 1000

QUALIFYING - STATISTICS

CLASS : C

8 Starters

Fastest Lap History

NO	NAME	LAP TIME	TIME OF DAY	LAP	VEHICLE
31	Ryan TURNER	2:06.228	09:49:02.242	1	Kawasaki ZX10R
31	Ryan TURNER	1:59.522	09:51:01.764	2	Kawasaki ZX10R
31	Ryan TURNER	1:58.917	09:53:00.681	3	Kawasaki ZX10R
31	Ryan TURNER	1:58.600	09:54:59.281	4	Kawasaki ZX10R
31	Ryan TURNER	1:57.907	09:56:57.187	5	Kawasaki ZX10R
80	Morgan CREASEY	1:57.615	09:57:09.915	5	Honda FIREBLADE

BMCRC - MRO Championships 2024 - Rnd 6 @ Snetterton 300

MRO Powerbikes inc Clubman 1000 & MRO Retro 1000 & Rookie 1000

QUALIFYING - STATISTICS

CLASS : Ret_C

6 Starters

Fastest Lap History

NO	NAME	LAP TIME	TIME OF DAY	LAP	VEHICLE
99	Steven BUTTERWORTH	2:07.370	09:49:04.519	1	Yamaha R1
99	Steven BUTTERWORTH	1:59.176	09:51:03.692	2	Yamaha R1
99	Steven BUTTERWORTH	1:58.051	09:53:01.745	3	Yamaha R1
99	Steven BUTTERWORTH	1:57.790	09:54:59.534	4	Yamaha R1

BMCRC - MRO Championships 2024 - Rnd 6 @ Snetterton 300

MRO Powerbikes inc Clubman 1000 & MRO Retro 1000 & Rookie 1000

QUALIFYING - STATISTICS

CLASS : Ret_N

1 Starters

Fastest Lap History

NO	NAME	LAP TIME	TIME OF DAY	LAP	VEHICLE
5	Kieran SMITH	2:08.709	09:49:16.090	1	Suzuki GSXR 1000 K1
5	Kieran SMITH	1:58.638	09:51:14.745	2	Suzuki GSXR 1000 K1
5	Kieran SMITH	1:58.159	09:55:11.602	4	Suzuki GSXR 1000 K1

BMCRC - MRO Championships 2024 - Rnd 6 @ Snetterton 300

MRO Powerbikes inc Clubman 1000 & MRO Retro 1000 & Rookie 1000

QUALIFYING - STATISTICS

CLASS : R1000

10 Starters

Fastest Lap History

NO	NAME	LAP TIME	TIME OF DAY	LAP	VEHICLE
87	Dan CHAMBERLAIN	2:11.123	09:49:06.405	1	Suzuki GSXR 750
85	Ben WOOD	2:09.716	09:49:17.699	1	Yamaha R1
87	Dan CHAMBERLAIN	2:02.958	09:51:09.363	2	Suzuki GSXR 750
85	Ben WOOD	2:02.772	09:51:20.471	2	Yamaha R1
87	Dan CHAMBERLAIN	2:00.443	09:53:09.805	3	Suzuki GSXR 750
87	Dan CHAMBERLAIN	2:00.130	09:55:09.936	4	Suzuki GSXR 750
87	Dan CHAMBERLAIN	1:59.191	09:57:09.127	5	Suzuki GSXR 750



BMCRC - MRO Championships 2024 - Rnd 6 @ Snetterton 300

MRO Powerbikes inc Clubman 1000 & MRO Retro 1000 & Rookie 1000

RACE 4 - GRID (5 Laps)

ROW 11		32	137	Jonathan POWER	31	95	Jack DRISCOLL						
ROW 10	30	44	John SHAW	2:22.183	29	29	Luke MORGAN	2:21.894	28	66	Stephen HARVEY	2:14.896	
ROW 9		27	108	Paul BARNARD	2:13.011	26	169	Cory SMITH	2:11.108	25	144	Scott LEMON	2:10.314
ROW 8	24	14	Alex YIANNI	2:09.528	23	666	Nathan THOMPSON	2:08.783	22	627	Dean MILLER	2:08.759	
ROW 7		21	7	Seb JENKINS	2:08.297	20	222	Toby TRUNDLE	2:06.983	19	19	Tyler DONOVAN	2:05.894
ROW 6	18	46	Simon GATES	2:05.219	17	333	Andrew HOUGHTON	2:05.148	16	152	Barry MANTELL	2:03.889	
ROW 5		15	13	Daniel MERCER	2:03.749	14	78	Jamie THOMAS	2:02.772	13	102	James FEARN	2:02.735
ROW 4	12	55	Mindaugas STORPIRSTIS	2:01.954	11	123	James VINCER	2:01.805	10	85	Ben WOOD	2:01.209	
ROW 3		9	223	Rafal KISYK	2:01.129	8	60	David LANGLEY	2:00.853	7	48	Aaron COLLINS	1:59.906
ROW 2	6	87	Dan CHAMBERLAIN	1:59.191	5	5	Kieran SMITH	1:58.159	4	31	Ryan TURNER	1:57.907	
ROW 1		3	99	Steven BUTTERWORTH	1:57.790	2	80	Morgan CREASEY	1:57.615	1	65	Peter BAKER	1:57.220
												Pole	

These results are provisional until the conclusion of any judicial and technical matters.

Snetterton 300: 2.9689 miles

Clerk Of Course:	Stewards:	Timekeeper:	<i>Craig Smith</i>	
------------------	-----------	-------------	--------------------	--

Results can be found at www.tsl-timing.com

Printed - 10:00 Saturday, 31 August 2024





BMCRC - MRO Championships 2024 - Rnd 6 @ Snetterton 300

MRO Powerbikes inc Clubman 1000 & MRO Retro 1000 & Rookie 1000

RACE 4 - CLASSIFICATION

Race Distance: 5 Laps / 14.84 miles

POS	NO	CL	PIC	NAME	ENTRY	LAPS	TIME	GAP	DIFF	MPH	BEST	ON	GRD	↑↓
1	80	C	1	Morgan CREASEY	Honda FIREBLADE - Warics Ltd	5	9:52.799			90.14	1:56.901	4	2	1
2	99	Ret_C	1	Steven BUTTERWORTH	Yamaha R1 -	5	9:53.162	0.363	0.363	90.09	1:56.812	4	3	1
3	65		1	Peter BAKER	Kawasaki ZX10R - TJ & Peter Baker M/C. Dodfrey engineerir	5	9:56.933	4.134	3.771	89.52	1:58.026	3	1	-2
4	5	Ret_N	1	Kieran SMITH	Suzuki GSXR 1000 K1 -	5	9:57.354	4.555	0.421	89.46	1:56.460	3	5	1
5	85	R1000	1	Ben WOOD	Yamaha R1 -	5	10:02.812	10.013	5.458	88.65	1:58.891	2	10	5
6	87	R1000	2	Dan CHAMBERLAIN	Suzuki GSXR 750 -	5	10:02.899	10.100	0.087	88.63	1:58.952	2	6	0
7	48	C	2	Aaron COLLINS	BMW S1000RR - Precision installations	5	10:03.161	10.362	0.262	88.60	1:58.383	4	7	0
8	31	C	3	Ryan TURNER	Kawasaki ZX10R - RT Utilities	5	10:06.368	13.569	3.207	88.13	1:58.022	4	4	-4
9	60		2	David LANGLEY	Aprilia RSV4 - Pete's Plumbing & DL Racing	5	10:07.018	14.219	0.650	88.03	1:59.720	3	8	-1
10	55	R1000	3	Mindaugas STORPIRSTIS	BMW S1000RR - ANR Tyres	5	10:12.538	19.739	5.520	87.24	1:59.804	3	12	2
11	78	Ret_C	2	Jamie THOMAS	Suzuki GSXR 1000 - Team RubyRacing	5	10:13.406	20.607	0.868	87.12	2:00.770	3	14	3
12	123	C	4	James VINCER	Suzuki GSXR R - John Butcher Bros	5	10:13.931	21.132	0.525	87.04	2:00.101	5	11	-1
13	19	Ret_C	3	Tyler DONOVAN	- Tinder Corp	5	10:17.760	24.961	3.829	86.50	2:01.677	3	19	6
14	13	Ret_C	4	Daniel MERCER	Honda CBR1000RR - Merc&Co Racing, Apex2Apex promoti	5	10:17.894	25.095	0.134	86.48	2:01.377	3	15	1
15	102	Ret_C	5	James FEARN	Suzuki GSXR1000 - Greenplant satellite team	5	10:19.989	27.190	2.095	86.19	2:01.526	5	13	-2
16	46	C	5	Simon GATES	Yamaha YZF R1 - T.A Roden LTD / Canine Plus Hydro	5	10:24.725	31.926	4.736	85.54	2:02.289	5	18	2
17	152		3	Barry MANTELL	Kawaskai ZX10R - Swedish car connection	5	10:26.506	33.707	1.781	85.29	2:02.782	3	16	-1
18	333		4	Andrew HOUGHTON	BMW S1000RR - Techoir	5	10:35.873	43.074	9.367	84.04	2:04.157	2	17	-1
19	7	C	6	Seb JENKINS	Yamaha YZF-R1 - TBR Performance	5	10:36.352	43.553	0.479	83.97	2:04.886	2	21	2
20	222	C	7	Toby TRUNDLE	Aprilia RSV4 1000 RF - Harris Motorcycles / A. Harland Race	5	10:44.107	51.308	7.755	82.96	2:06.659	5	20	0
21	627*	R1000	4	Dean MILLER	Kawazaki ZX10R - Tiny Racing	5	10:50.910	58.111	6.803	82.10	2:04.303	5	22	1
22	666	R1000	5	Nathan THOMPSON	BMW S1000RR - Flirtz lap dancing club	5	10:51.394	58.595	0.484	82.04	2:06.264	4	23	1
23	144	R1000	6	Scott LEMON	Yamaha R1 -	5	10:54.625	1:01.826	3.231	81.63	2:08.714	3	25	2
24	14	R1000	7	Alex YIANNI	BMW S1000 RR - Airpack 2000 Racing/Almig Compressors	5	11:00.747	1:07.948	6.122	80.87	2:09.099	3	24	0
25	169	Ret_C	6	Cory SMITH	-	5	11:01.700	1:08.901	0.953	80.76	2:07.767	2	26	1
26	108	R1000	8	Paul BARNARD	Honda FIREBLADE -	5	11:09.047	1:16.248	7.347	79.87	2:12.009	2	27	1
27	66		5	Stephen HARVEY	Kawasaki ZX10 -	5	11:29.846	1:37.047	20.799	77.46	2:15.713	4	28	1
28	44	R1000	9	John SHAW	MV Agusta F3 800 - None	5	12:03.359	2:10.560	33.513	73.87	2:22.123	2	30	2
29	29	R1000	10	Luke MORGAN	Suzuki GSXR 750 -	5	12:03.747	2:10.948	0.388	73.83	2:22.236	3	29	0

FASTEST LAP

5	Ret_N	Kieran SMITH	Suzuki GSXR 1000 K1 -	3	1:56.460	91.77 mph	147.69 kph
99	Ret_C	Steven BUTTERWORTH	Yamaha R1 -	4	1:56.812	91.49 mph	147.25 kph
80	C	Morgan CREASEY	Honda FIREBLADE - Warics Ltd	4	1:56.901	91.42 mph	147.13 kph
65		Peter BAKER	Kawasaki ZX10R - TJ & Peter Baker M/C. Dodfrey engineerir	3	1:58.026	90.55 mph	145.73 kph
85	R1000	Ben WOOD	Yamaha R1 -	2	1:58.891	89.89 mph	144.67 kph

Comments:

* No. 627 - 10 second penalty - jump start
 Class C - 92.5% of Race Speed = 83.37 mph
 Class Ret_C - 92.5% of Race Speed = 83.33 mph
 Class - 92.5% of Race Speed = 82.80 mph
 Class Ret_N - 92.5% of Race Speed = 82.75 mph
 Class R1000 - 92.5% of Race Speed = 82.00 mph

Weather / Track : Cloudy / Dry

Date: 31/08/2024 Start: 12:35 Finish: 12:45
Snetterton 300: 2.9689 miles

These results are provisional until the conclusion of any judicial and technical matters.

Clerk Of Course:	Stewards:	Timekeeper:	
		<i>Craig Smith</i>	

Results can be found at www.tsl-timing.com

Printed - 12:55 Saturday, 31 August 2024



BMCRC - MRO Championships 2024 - Rnd 6 @ Snetterton 300

MRO Powerbikes inc Clubman 1000 & MRO Retro 1000 & Rookie 1000

RACE 4 - LAP CHART

LAP 1 @ 12:37:21.443			LAP 2 @ 12:39:18.894			LAP 3 @ 12:41:16.194			LAP 4 @ 12:43:13.095			LAP 5 @ 12:45:10.117		
NO	BEHIND	LAP TIME	NO	BEHIND	LAP TIME	NO	BEHIND	LAP TIME	NO	BEHIND	LAP TIME	NO	BEHIND	LAP TIME
99		2:04.125	80		1:57.401	80		1:57.300	80		1:56.901	80		1:57.022
80	0.050	2:04.175	99	0.015	1:57.466	99	0.098	1:57.383	99	0.009	1:56.812	99	0.363	1:57.376
65	0.462	2:04.587	65	1.053	1:58.042	5	0.472	1:56.460	5	1.459	1:57.888	65	4.134	1:58.130
5	0.618	2:04.743	5	1.312	1:58.145	65	1.779	1:58.026	65	3.026	1:58.148	5	4.555	2:00.118
87	0.899	2:05.024	87	2.400	1:58.952	87	4.082	1:58.982	87	6.744	1:59.563	85	10.013	1:59.246
85	2.412	2:06.537	85	3.852	1:58.891	85	5.488	1:58.936	85	7.789	1:59.202	87	10.100	2:00.378
60	2.500	2:06.625	60	5.466	2:00.417	48	6.974	1:58.597	48	8.456	1:58.383	48	10.362	1:58.928
48	3.150	2:07.275	48	5.677	1:59.978	60	7.886	1:59.720	60	10.984	1:59.999	31	13.569	1:58.981
55	4.186	2:08.311	55	7.786	2:01.051	55	10.290	1:59.804	31	11.610	1:58.022	60	14.219	2:00.257
31	4.681	2:08.806	31	8.543	2:01.313	31	10.489	1:59.246	55	15.280	2:01.891	55	19.739	2:01.481
78	4.901	2:09.026	78	8.855	2:01.405	78	12.325	2:00.770	78	16.197	2:00.773	78	20.607	2:01.432
123	5.285	2:09.410	123	9.468	2:01.634	123	13.643	2:01.475	123	18.053	2:01.311	123	21.132	2:00.101
19	6.148	2:10.273	19	10.602	2:01.905	19	14.979	2:01.677	19	19.880	2:01.802	19	24.961	2:02.103
13	6.555	2:10.680	13	11.199	2:02.095	13	15.276	2:01.377	13	20.058	2:01.683	13	25.095	2:02.059
102	7.561	2:11.686	102	12.930	2:02.820	102	18.041	2:02.411	102	22.686	2:01.546	102	27.190	2:01.526
46	8.425	2:12.550	46	14.233	2:03.259	46	20.219	2:03.286	46	26.659	2:03.341	46	31.926	2:02.289
7	9.223	2:13.348	152	15.428	2:03.427	152	20.910	2:02.782	152	27.069	2:03.060	152	33.707	2:03.660
152	9.452	2:13.577	7	16.658	2:04.886	7	25.714	2:06.356	7	34.757	2:05.944	333	43.074	2:05.161
222	10.454	2:14.579	333	17.684	2:04.157	333	25.880	2:05.496	333	34.935	2:05.956	7	43.553	2:05.818
333	10.978	2:15.103	222	20.992	2:07.989	222	31.641	2:07.949	627	40.830	2:05.261	627	48.111	2:04.303
169	12.810	2:16.935	169	23.126	2:07.767	627	32.470	2:06.268	222	41.671	2:06.931	222	51.308	2:06.659
144	13.944	2:18.069	627	23.502	2:06.699	666	36.187	2:07.541	666	45.550	2:06.264	666	58.595	2:10.067
627	14.254	2:18.379	144	25.920	2:09.427	169	36.674	2:10.848	144	50.100	2:09.667	144	1:01.826	2:08.748
666	15.134	2:19.259	666	25.946	2:08.263	144	37.334	2:08.714	169	51.085	2:11.312	14	1:07.948	2:09.694
108	16.180	2:20.305	108	30.738	2:12.009	14	43.010	2:09.099	14	55.276	2:09.167	169	1:08.901	2:14.838
14	18.288	2:22.413	14	31.211	2:10.374	108	45.568	2:12.130	108	1:01.106	2:12.439	108	1:16.248	2:12.164
66	21.710	2:25.835	66	40.444	2:16.185	66	59.134	2:15.990	66	1:17.946	2:15.713	66	1:37.047	2:16.123
44	25.803	2:29.928	44	50.475	2:22.123	44	1:15.688	2:22.513	44	1:43.165	2:24.378	44	2:10.560	2:24.417
29	26.261	2:30.386	29	51.389	2:22.579	29	1:16.325	2:22.236	29	1:43.746	2:24.322	29	2:10.948	2:24.224

BMCRC - MRO Championships 2024 - Rnd 6 @ Snetterton 300

MRO Powerbikes inc Clubman 1000 & MRO Retro 1000 & Rookie 1000

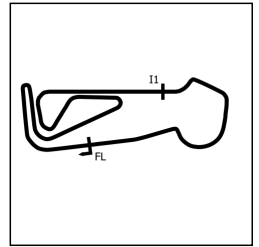
RACE 4 - POSITION CHART

No	Name	Lap Pos	Lap				
			1	2	3	4	5
65	BAKER	1	99	80	80	80	80
80	CREASEY	2	80	99	99	99	99
99	BUTTERWORTH	3	65	65	5	5	65
31	TURNER	4	5	5	65	65	5
5	SMITH	5	87	87	87	87	85
87	CHAMBERLAIN	6	85	85	85	85	87
48	COLLINS	7	60	60	48	48	48
60	LANGLEY	8	48	48	60	60	31
85	WOOD	9	55	55	55	31	60
123	VINCER	10	31	31	31	55	55
55	STORPIRSTIS	11	78	78	78	78	78
102	FEARN	12	123	123	123	123	123
78	THOMAS	13	19	19	19	19	19
13	MERCER	14	13	13	13	13	13
152	MANTELL	15	102	102	102	102	102
333	HOUGHTON	16	46	46	46	46	46
46	GATES	17	7	152	152	152	152
19	DONOVAN	18	152	7	7	7	333
222	TRUNDLE	19	222	333	333	333	7
7	JENKINS	20	333	222	222	627	627
627	MILLER	21	169	169	627	222	222
666	THOMPSON	22	144	627	666	666	666
14	YIANNI	23	627	144	169	144	144
144	LEMON	24	666	666	144	169	14
169	SMITH	25	108	108	14	14	169
108	BARNARD	26	14	14	108	108	108
66	HARVEY	27	66	66	66	66	66
29	MORGAN	28	44	44	44	44	44
44	SHAW	29	29	29	29	29	29

BMCRC - MRO Championships 2024 - Rnd 6 @ Snetterton 300

MRO Powerbikes inc Clubman 1000 & MRO Retro 1000 & Rookie 1000

RACE 4 - SECTOR ANALYSIS



SECTOR 1 = FL to I1, SECTOR 2 = I1 to FL, DIFF = Difference To Personal Best Lap, P = Crossed Finish Line in Pit Lane, D = Time Disallowed

P1 80 C		Morgan CREASEY		Honda FIREBLADE - Warics Ltd		
IDEAL LAP TIME : 1:56.528		BEST LAP TIME : 1:56.901		DIFFERENCE : 0.373		
LAP	SECTOR 1	SECTOR 2	LAP TIME	MPH	DIFF	TIME OF DAY
1 -		39.787	2:04.175	86.07	7.274	12:37:21.493
2 -	1:18.344	39.057	1:57.401	91.03	0.500	12:39:18.894
3 -	1:18.746	38.554	1:57.300 (3)	91.11	0.399	12:41:16.194
4 -	1:18.422	38.479	1:56.901 (1)	91.42		12:43:13.095
5 -	1:18.049	38.973	1:57.022 (2)	91.33	0.121	12:45:10.117

P2 99 Ret_C		Steven BUTTERWORTH		Yamaha R1 -		
IDEAL LAP TIME : 1:56.812		BEST LAP TIME : 1:56.812		DIFFERENCE : 0.000		
LAP	SECTOR 1	SECTOR 2	LAP TIME	MPH	DIFF	TIME OF DAY
1 -		39.302	2:04.125	86.10	7.313	12:37:21.443
2 -	1:18.493	38.973	1:57.466	90.98	0.654	12:39:18.909
3 -	1:18.694	38.689	1:57.383 (3)	91.05	0.571	12:41:16.292
4 -	1:18.288	38.524	1:56.812 (1)	91.49		12:43:13.104
5 -	1:18.352	39.024	1:57.376 (2)	91.05	0.564	12:45:10.480

P3 65		Peter BAKER		Kawasaki ZX10R - TJ & Peter Baker M/C. Dodfrey engineering		
IDEAL LAP TIME : 1:57.619		BEST LAP TIME : 1:58.026		DIFFERENCE : 0.407		
LAP	SECTOR 1	SECTOR 2	LAP TIME	MPH	DIFF	TIME OF DAY
1 -		39.537	2:04.587	85.78	6.561	12:37:21.905
2 -	1:18.789	39.253	1:58.042 (2)	90.54	0.016	12:39:19.947
3 -	1:18.886	39.140	1:58.026 (1)	90.55		12:41:17.973
4 -	1:18.851	39.297	1:58.148	90.46	0.122	12:43:16.121
5 -	1:18.479	39.651	1:58.130 (3)	90.47	0.104	12:45:14.251

P4 5 Ret_N		Kieran SMITH		Suzuki GSXR 1000 K1 -		
IDEAL LAP TIME : 1:56.460		BEST LAP TIME : 1:56.460		DIFFERENCE : 0.000		
LAP	SECTOR 1	SECTOR 2	LAP TIME	MPH	DIFF	TIME OF DAY
1 -		39.171	2:04.743	85.68	8.283	12:37:22.061
2 -	1:18.867	39.278	1:58.145 (3)	90.46	1.685	12:39:20.206
3 -	1:17.865	38.595	1:56.460 (1)	91.77		12:41:16.666
4 -	1:18.824	39.064	1:57.888 (2)	90.66	1.428	12:43:14.554
5 -	1:19.955	40.163	2:00.118	88.97	3.658	12:45:14.672

P5 85 R1000		Ben WOOD		Yamaha R1 -		
IDEAL LAP TIME : 1:58.834		BEST LAP TIME : 1:58.891		DIFFERENCE : 0.057		
LAP	SECTOR 1	SECTOR 2	LAP TIME	MPH	DIFF	TIME OF DAY
1 -		39.875	2:06.537	84.46	7.646	12:37:23.855
2 -	1:19.194	39.697	1:58.891 (1)	89.89		12:39:22.746
3 -	1:19.137	39.799	1:58.936 (2)	89.86	0.045	12:41:21.682
4 -	1:19.198	40.004	1:59.202 (3)	89.66	0.311	12:43:20.884
5 -	1:19.321	39.925	1:59.246	89.63	0.355	12:45:20.130

P6 87 R1000		Dan CHAMBERLAIN		Suzuki GSXR 750 -		
IDEAL LAP TIME : 1:58.645		BEST LAP TIME : 1:58.952		DIFFERENCE : 0.307		
LAP	SECTOR 1	SECTOR 2	LAP TIME	MPH	DIFF	TIME OF DAY
1 -		39.315	2:05.024	85.48	6.072	12:37:22.342
2 -	1:19.531	39.421	1:58.952 (1)	89.85		12:39:21.294
3 -	1:19.374	39.608	1:58.982 (2)	89.82	0.030	12:41:20.276
4 -	1:19.330	40.233	1:59.563 (3)	89.39	0.611	12:43:19.839
5 -	1:20.180	40.198	2:00.378	88.78	1.426	12:45:20.217

BMCRC - MRO Championships 2024 - Rnd 6 @ Snetterton 300

MRO Powerbikes inc Clubman 1000 & MRO Retro 1000 & Rookie 1000

RACE 4 - SECTOR ANALYSIS



SECTOR 1 = FL to I1, SECTOR 2 = I1 to FL, DIFF = Difference To Personal Best Lap, P = Crossed Finish Line in Pit Lane, D = Time Disallowed

P7 48 C		Aaron COLLINS		BMW S1000RR - Precision installations		
IDEAL LAP TIME : 1:58.114		BEST LAP TIME : 1:58.383		DIFFERENCE : 0.269		
LAP	SECTOR 1	SECTOR 2	LAP TIME	MPH	DIFF	TIME OF DAY
1 -		40.223	2:07.275	83.97	8.892	12:37:24.593
2 -	1:20.109	39.869	1:59.978	89.08	1.595	12:39:24.571
3 -	1:19.117	39.480	1:58.597 (2)	90.12	0.214	12:41:23.168
4 -	1:18.634	39.749	1:58.383 (1)	90.28		12:43:21.551
5 -	1:19.080	39.848	1:58.928 (3)	89.87	0.545	12:45:20.479

P8 31 C		Ryan TURNER		Kawasaki ZX10R - RT Utilities		
IDEAL LAP TIME : 1:58.022		BEST LAP TIME : 1:58.022		DIFFERENCE : 0.000		
LAP	SECTOR 1	SECTOR 2	LAP TIME	MPH	DIFF	TIME OF DAY
1 -		40.451	2:08.806	82.97	10.784	12:37:26.124
2 -	1:20.723	40.590	2:01.313	88.10	3.291	12:39:27.437
3 -	1:19.191	40.055	1:59.246 (3)	89.63	1.224	12:41:26.683
4 -	1:18.625	39.397	1:58.022 (1)	90.56		12:43:24.705
5 -	1:19.404	39.577	1:58.981 (2)	89.83	0.959	12:45:23.686

P9 60		David LANGLEY		Aprilia RSV4 - Pete's Plumbing & DL Racing		
IDEAL LAP TIME : 1:59.720		BEST LAP TIME : 1:59.720		DIFFERENCE : 0.000		
LAP	SECTOR 1	SECTOR 2	LAP TIME	MPH	DIFF	TIME OF DAY
1 -		40.266	2:06.625	84.40	6.905	12:37:23.943
2 -	1:20.385	40.032	2:00.417	88.75	0.697	12:39:24.360
3 -	1:20.013	39.707	1:59.720 (1)	89.27		12:41:26.080
4 -	1:20.046	39.953	1:59.999 (2)	89.06	0.279	12:43:24.079
5 -	1:20.196	40.061	2:00.257 (3)	88.87	0.537	12:45:24.336

P10 55 R1000		Mindaugas STORPIRSTIS		BMW S1000RR - ANR Tyres		
IDEAL LAP TIME : 1:59.804		BEST LAP TIME : 1:59.804		DIFFERENCE : 0.000		
LAP	SECTOR 1	SECTOR 2	LAP TIME	MPH	DIFF	TIME OF DAY
1 -		40.297	2:08.311	83.29	8.507	12:37:25.629
2 -	1:20.733	40.318	2:01.051 (2)	88.29	1.247	12:39:26.680
3 -	1:19.706	40.098	1:59.804 (1)	89.21		12:41:26.484
4 -	1:21.650	40.241	2:01.891	87.68	2.087	12:43:28.375
5 -	1:21.283	40.198	2:01.481 (3)	87.98	1.677	12:45:29.856

P11 78 Ret_C		Jamie THOMAS		Suzuki GSXR 1000 - Team RubyRacing		
IDEAL LAP TIME : 2:00.437		BEST LAP TIME : 2:00.770		DIFFERENCE : 0.333		
LAP	SECTOR 1	SECTOR 2	LAP TIME	MPH	DIFF	TIME OF DAY
1 -		40.252	2:09.026	82.83	8.256	12:37:26.344
2 -	1:20.742	40.663	2:01.405 (3)	88.03	0.635	12:39:27.749
3 -	1:20.666	40.104	2:00.770 (1)	88.49		12:41:28.519
4 -	1:20.338	40.435	2:00.773 (2)	88.49	0.003	12:43:29.292
5 -	1:21.333	40.099	2:01.432	88.01	0.662	12:45:30.724

P12 123 C		James VINCER		Suzuki GSXR R - John Butcher Bros		
IDEAL LAP TIME : 2:00.101		BEST LAP TIME : 2:00.101		DIFFERENCE : 0.000		
LAP	SECTOR 1	SECTOR 2	LAP TIME	MPH	DIFF	TIME OF DAY
1 -		40.458	2:09.410	82.59	9.309	12:37:26.728
2 -	1:20.985	40.649	2:01.634	87.87	1.533	12:39:28.362
3 -	1:21.310	40.165	2:01.475 (3)	87.98	1.374	12:41:29.837
4 -	1:20.591	40.720	2:01.311 (2)	88.10	1.210	12:43:31.148
5 -	1:20.283	39.818	2:00.101 (1)	88.99		12:45:31.249

BMCRC - MRO Championships 2024 - Rnd 6 @ Snetterton 300

MRO Powerbikes inc Clubman 1000 & MRO Retro 1000 & Rookie 1000

RACE 4 - SECTOR ANALYSIS



SECTOR 1 = FL to I1, SECTOR 2 = I1 to FL, DIFF = Difference To Personal Best Lap, P = Crossed Finish Line in Pit Lane, D = Time Disallowed

P13 19 Ret_C Tyler DONOVAN		- Tinder Corp				
IDEAL LAP TIME : 2:01.663		BEST LAP TIME : 2:01.677		DIFFERENCE : 0.014		
LAP	SECTOR 1	SECTOR 2	LAP TIME	MPH	DIFF	TIME OF DAY
1 -		40.365	2:10.273	82.04	8.596	12:37:27.591
2 -	1:21.643	40.262	2:01.905 (3)	87.67	0.228	12:39:29.496
3 -	1:21.521	40.156	2:01.677 (1)	87.83		12:41:31.173
4 -	1:21.507	40.295	2:01.802 (2)	87.74	0.125	12:43:32.975
5 -	1:21.712	40.391	2:02.103	87.53	0.426	12:45:35.078

P14 13 Ret_C Daniel MERCER		Honda CBR1000RR - Merc&Co Racing, Apex2Apex promotions				
IDEAL LAP TIME : 2:01.090		BEST LAP TIME : 2:01.377		DIFFERENCE : 0.287		
LAP	SECTOR 1	SECTOR 2	LAP TIME	MPH	DIFF	TIME OF DAY
1 -		40.547	2:10.680	81.78	9.303	12:37:27.998
2 -	1:22.237	39.858	2:02.095	87.53	0.718	12:39:30.093
3 -	1:21.396	39.981	2:01.377 (1)	88.05		12:41:31.470
4 -	1:21.232	40.451	2:01.683 (2)	87.83	0.306	12:43:33.153
5 -	1:21.476	40.583	2:02.059 (3)	87.56	0.682	12:45:35.212

P15 102 Ret_C James FEARN		Suzuki GSXR1000 - Greenplant satellite team				
IDEAL LAP TIME : 2:01.330		BEST LAP TIME : 2:01.526		DIFFERENCE : 0.196		
LAP	SECTOR 1	SECTOR 2	LAP TIME	MPH	DIFF	TIME OF DAY
1 -		40.663	2:11.686	81.16	10.160	12:37:29.004
2 -	1:22.506	40.314	2:02.820	87.02	1.294	12:39:31.824
3 -	1:22.073	40.338	2:02.411 (3)	87.31	0.885	12:41:34.235
4 -	1:21.227	40.319	2:01.546 (2)	87.93	0.020	12:43:35.781
5 -	1:21.423	40.103	2:01.526 (1)	87.94		12:45:37.307

P16 46 C Simon GATES		Yamaha YZF R1 - T.A Roden LTD / Canine Plus Hydro				
IDEAL LAP TIME : 2:02.289		BEST LAP TIME : 2:02.289		DIFFERENCE : 0.000		
LAP	SECTOR 1	SECTOR 2	LAP TIME	MPH	DIFF	TIME OF DAY
1 -		41.259	2:12.550	80.63	10.261	12:37:29.868
2 -	1:22.307	40.952	2:03.259 (2)	86.71	0.970	12:39:33.127
3 -	1:22.284	41.002	2:03.286 (3)	86.69	0.997	12:41:36.413
4 -	1:21.970	41.371	2:03.341	86.65	1.052	12:43:39.754
5 -	1:21.582	40.707	2:02.289 (1)	87.40		12:45:42.043

P17 152 Barry MANTELL		Kawaskai ZX10R - Swedish car connection				
IDEAL LAP TIME : 2:02.241		BEST LAP TIME : 2:02.782		DIFFERENCE : 0.541		
LAP	SECTOR 1	SECTOR 2	LAP TIME	MPH	DIFF	TIME OF DAY
1 -		40.968	2:13.577	80.01	10.795	12:37:30.895
2 -	1:23.017	40.410	2:03.427 (3)	86.59	0.645	12:39:34.322
3 -	1:21.960	40.822	2:02.782 (1)	87.04		12:41:37.104
4 -	1:21.831	41.229	2:03.060 (2)	86.85	0.278	12:43:40.164
5 -	1:22.318	41.342	2:03.660	86.43	0.878	12:45:43.824

P18 333 Andrew HOUGHTON		BMW S1000RR - Techoir				
IDEAL LAP TIME : 2:04.092		BEST LAP TIME : 2:04.157		DIFFERENCE : 0.065		
LAP	SECTOR 1	SECTOR 2	LAP TIME	MPH	DIFF	TIME OF DAY
1 -		40.976	2:15.103	79.11	10.946	12:37:32.421
2 -	1:23.116	41.041	2:04.157 (1)	86.08		12:39:36.578
3 -	1:23.332	42.164	2:05.496 (3)	85.16	1.339	12:41:42.074
4 -	1:24.258	41.698	2:05.956	84.85	1.799	12:43:48.030
5 -	1:23.585	41.576	2:05.161 (2)	85.39	1.004	12:45:53.191

BMCRC - MRO Championships 2024 - Rnd 6 @ Snetterton 300

MRO Powerbikes inc Clubman 1000 & MRO Retro 1000 & Rookie 1000

RACE 4 - SECTOR ANALYSIS



SECTOR 1 = FL to I1, SECTOR 2 = I1 to FL, DIFF = Difference To Personal Best Lap, P = Crossed Finish Line in Pit Lane, D = Time Disallowed

P19		7 C		Seb JENKINS		Yamaha YZF-R1 - TBR Performance	
IDEAL LAP TIME : 2:04.886		BEST LAP TIME : 2:04.886		DIFFERENCE : 0.000			
LAP	SECTOR 1	SECTOR 2	LAP TIME	MPH	DIFF	TIME OF DAY	
1 -		41.465	2:13.348	80.15	8.462	12:37:30.666	
2 -	1:23.447	41.439	2:04.886 (1)	85.58		12:39:35.552	
3 -	1:24.121	42.235	2:06.356	84.58	1.470	12:41:41.908	
4 -	1:24.084	41.860	2:05.944 (3)	84.86	1.058	12:43:47.852	
5 -	1:24.217	41.601	2:05.818 (2)	84.94	0.932	12:45:53.670	

P20		222 C		Toby TRUNDLE		Aprilia RSV4 1000 RF - Harris Motorcycles / A. Harland Race Se	
IDEAL LAP TIME : 2:06.412		BEST LAP TIME : 2:06.659		DIFFERENCE : 0.247			
LAP	SECTOR 1	SECTOR 2	LAP TIME	MPH	DIFF	TIME OF DAY	
1 -		42.065	2:14.579	79.41	7.920	12:37:31.897	
2 -	1:25.707	42.282	2:07.989	83.50	1.330	12:39:39.886	
3 -	1:25.240	42.709	2:07.949 (3)	83.53	1.290	12:41:47.835	
4 -	1:24.700	42.231	2:06.931 (2)	84.20	0.272	12:43:54.766	
5 -	1:24.347	42.312	2:06.659 (1)	84.38		12:46:01.425	

P21		627 R1000		Dean MILLER		Kawasaki ZX10R - Tiny Racing	
IDEAL LAP TIME : 2:04.303		BEST LAP TIME : 2:04.303		DIFFERENCE : 0.000			
LAP	SECTOR 1	SECTOR 2	LAP TIME	MPH	DIFF	TIME OF DAY	
1 -		42.850	2:18.379	77.23	14.076	12:37:35.697	
2 -	1:25.362	41.337	2:06.699	84.35	2.396	12:39:42.396	
3 -	1:23.373	42.895	2:06.268 (3)	84.64	1.965	12:41:48.664	
4 -	1:23.839	41.422	2:05.261 (2)	85.32	0.958	12:43:53.925	
5 -	1:23.197	41.106	2:04.303 (1)	85.98		12:45:58.228	

P22		666 R1000		Nathan THOMPSON		BMW S1000RR - Flirtz lap dancing club	
IDEAL LAP TIME : 2:06.264		BEST LAP TIME : 2:06.264		DIFFERENCE : 0.000			
LAP	SECTOR 1	SECTOR 2	LAP TIME	MPH	DIFF	TIME OF DAY	
1 -		44.026	2:19.259	76.74	12.995	12:37:36.577	
2 -	1:25.413	42.850	2:08.263 (3)	83.32	1.999	12:39:44.840	
3 -	1:24.164	43.377	2:07.541 (2)	83.80	1.277	12:41:52.381	
4 -	1:24.004	42.260	2:06.264 (1)	84.64		12:43:58.645	
5 -	1:27.048	43.019	2:10.067	82.17	3.803	12:46:08.712	

P23		144 R1000		Scott LEMON		Yamaha R1 -	
IDEAL LAP TIME : 2:08.413		BEST LAP TIME : 2:08.714		DIFFERENCE : 0.301			
LAP	SECTOR 1	SECTOR 2	LAP TIME	MPH	DIFF	TIME OF DAY	
1 -		43.295	2:18.069	77.41	9.355	12:37:35.387	
2 -	1:26.208	43.219	2:09.427 (3)	82.57	0.713	12:39:44.814	
3 -	1:25.709	43.005	2:08.714 (1)	83.03		12:41:53.528	
4 -	1:26.091	43.576	2:09.667	82.42	0.953	12:44:03.195	
5 -	1:25.408	43.340	2:08.748 (2)	83.01	0.034	12:46:11.943	

P24		14 R1000		Alex YIANNI		BMW S1000 RR - Airpack 2000 Racing/Almig Compressors	
IDEAL LAP TIME : 2:09.099		BEST LAP TIME : 2:09.099		DIFFERENCE : 0.000			
LAP	SECTOR 1	SECTOR 2	LAP TIME	MPH	DIFF	TIME OF DAY	
1 -		43.472	2:22.413	75.04	13.314	12:37:39.731	
2 -	1:26.494	43.880	2:10.374	81.98	1.275	12:39:50.105	
3 -	1:25.812	43.287	2:09.099 (1)	82.78		12:41:59.204	
4 -	1:25.872	43.295	2:09.167 (2)	82.74	0.068	12:44:08.371	
5 -	1:26.138	43.556	2:09.694 (3)	82.40	0.595	12:46:18.065	

BMCRC - MRO Championships 2024 - Rnd 6 @ Snetterton 300

MRO Powerbikes inc Clubman 1000 & MRO Retro 1000 & Rookie 1000

RACE 4 - SECTOR ANALYSIS



SECTOR 1 = FL to I1, SECTOR 2 = I1 to FL, DIFF = Difference To Personal Best Lap, P = Crossed Finish Line in Pit Lane, D = Time Disallowed

P25 169 Ret_C Cory SMITH		-				
IDEAL LAP TIME : 2:07.532		BEST LAP TIME : 2:07.767		DIFFERENCE : 0.235		
LAP	SECTOR 1	SECTOR 2	LAP TIME	MPH	DIFF	TIME OF DAY
1 -		42.476	2:16.935	78.05	9.168	12:37:34.253
2 -	1:25.056	42.711	2:07.767 (1)	83.65		12:39:42.020
3 -	1:26.779	44.069	2:10.848 (2)	81.68	3.081	12:41:52.868
4 -	1:26.342	44.970	2:11.312 (3)	81.39	3.545	12:44:04.180
5 -	1:29.086	45.752	2:14.838	79.26	7.071	12:46:19.018

P26 108 R1000 Paul BARNARD		Honda FIREBLADE -				
IDEAL LAP TIME : 2:11.409		BEST LAP TIME : 2:12.009		DIFFERENCE : 0.600		
LAP	SECTOR 1	SECTOR 2	LAP TIME	MPH	DIFF	TIME OF DAY
1 -		43.766	2:20.305	76.17	8.296	12:37:37.623
2 -	1:27.643	44.366	2:12.009 (1)	80.96		12:39:49.632
3 -	1:27.763	44.367	2:12.130 (2)	80.89	0.121	12:42:01.762
4 -	1:27.881	44.558	2:12.439	80.70	0.430	12:44:14.201
5 -	1:27.954	44.210	2:12.164 (3)	80.86	0.155	12:46:26.365

P27 66 Stephen HARVEY		Kawasaki ZX10 -				
IDEAL LAP TIME : 2:15.593		BEST LAP TIME : 2:15.713		DIFFERENCE : 0.120		
LAP	SECTOR 1	SECTOR 2	LAP TIME	MPH	DIFF	TIME OF DAY
1 -		45.768	2:25.835	73.28	10.122	12:37:43.153
2 -	1:30.588	45.597	2:16.185	78.48	0.472	12:39:59.338
3 -	1:30.250	45.740	2:15.990 (2)	78.59	0.277	12:42:15.328
4 -	1:30.370	45.343	2:15.713 (1)	78.75		12:44:31.041
5 -	1:30.276	45.847	2:16.123 (3)	78.51	0.410	12:46:47.164

P28 44 R1000 John SHAW		MV Agusta F3 800 - None				
IDEAL LAP TIME : 2:20.414		BEST LAP TIME : 2:22.123		DIFFERENCE : 1.709		
LAP	SECTOR 1	SECTOR 2	LAP TIME	MPH	DIFF	TIME OF DAY
1 -		47.367	2:29.928	71.28	7.805	12:37:47.246
2 -	1:33.047	49.076	2:22.123 (1)	75.20		12:40:09.369
3 -	1:34.036	48.477	2:22.513 (2)	74.99	0.390	12:42:31.882
4 -	1:35.324	49.054	2:24.378 (3)	74.02	2.255	12:44:56.260
5 -	1:35.823	48.594	2:24.417	74.00	2.294	12:47:20.677

P29 29 R1000 Luke MORGAN		Suzuki GSXR 750 -				
IDEAL LAP TIME : 2:21.729		BEST LAP TIME : 2:22.236		DIFFERENCE : 0.507		
LAP	SECTOR 1	SECTOR 2	LAP TIME	MPH	DIFF	TIME OF DAY
1 -		48.034	2:30.386	71.07	8.150	12:37:47.704
2 -	1:34.082	48.497	2:22.579 (2)	74.96	0.343	12:40:10.283
3 -	1:33.695	48.541	2:22.236 (1)	75.14		12:42:32.519
4 -	1:34.983	49.339	2:24.322	74.05	2.086	12:44:56.841
5 -	1:35.699	48.525	2:24.224 (3)	74.10	1.988	12:47:21.065

BMCRC - MRO Championships 2024 - Rnd 6 @ Snetterton 300

MRO Powerbikes inc Clubman 1000 & MRO Retro 1000 & Rookie 1000

RACE 4 - BEST SECTORS

SECTOR 1			SECTOR 2			IDEAL / BEST COMPARISON						
POS	NO	NAME	TIME	NO	NAME	TIME	POS	NO	NAME	IDEAL	BEST	DIFF
									PERFECT LAP	1:56.344		
1	5	SMITH	1:17.865	80	CREASEY	38.479	1	5	SMITH	1:56.460	1:56.460	0.000
2	80	CREASEY	1:18.049	99	BUTTERWORTH	38.524	2	80	CREASEY	1:56.528	1:56.901	0.373
3	99	BUTTERWORTH	1:18.288	5	SMITH	38.595	3	99	BUTTERWORTH	1:56.812	1:56.812	0.000
4	65	BAKER	1:18.479	65	BAKER	39.140	4	65	BAKER	1:57.619	1:58.026	0.407
5	31	TURNER	1:18.625	87	CHAMBERLAIN	39.315	5	31	TURNER	1:58.022	1:58.022	0.000
6	48	COLLINS	1:18.634	31	TURNER	39.397	6	48	COLLINS	1:58.114	1:58.383	0.269
7	85	WOOD	1:19.137	48	COLLINS	39.480	7	87	CHAMBERLAIN	1:58.645	1:58.952	0.307
8	87	CHAMBERLAIN	1:19.330	85	WOOD	39.697	8	85	WOOD	1:58.834	1:58.891	0.057
9	55	STORPIRSTIS	1:19.706	60	LANGLEY	39.707	9	60	LANGLEY	1:59.720	1:59.720	0.000
10	60	LANGLEY	1:20.013	123	VINCER	39.818	10	55	STORPIRSTIS	1:59.804	1:59.804	0.000
11	123	VINCER	1:20.283	13	MERCER	39.858	11	123	VINCER	2:00.101	2:00.101	0.000
12	78	THOMAS	1:20.338	55	STORPIRSTIS	40.098	12	78	THOMAS	2:00.437	2:00.770	0.333
13	102	FEARN	1:21.227	78	THOMAS	40.099	13	13	MERCER	2:01.090	2:01.377	0.287
14	13	MERCER	1:21.232	102	FEARN	40.103	14	102	FEARN	2:01.330	2:01.526	0.196
15	19	DONOVAN	1:21.507	19	DONOVAN	40.156	15	19	DONOVAN	2:01.663	2:01.677	0.014
16	46	GATES	1:21.582	152	MANTELL	40.410	16	152	MANTELL	2:02.241	2:02.782	0.541
17	152	MANTELL	1:21.831	46	GATES	40.707	17	46	GATES	2:02.289	2:02.289	0.000
18	333	HOUGHTON	1:23.116	333	HOUGHTON	40.976	18	333	HOUGHTON	2:04.092	2:04.157	0.065
19	627	MILLER	1:23.197	627	MILLER	41.106	19	627	MILLER	2:04.303	2:04.303	0.000
20	7	JENKINS	1:23.447	7	JENKINS	41.439	20	7	JENKINS	2:04.886	2:04.886	0.000
21	666	THOMPSON	1:24.004	222	TRUNDLE	42.065	21	666	THOMPSON	2:06.264	2:06.264	0.000
22	222	TRUNDLE	1:24.347	666	THOMPSON	42.260	22	222	TRUNDLE	2:06.412	2:06.659	0.247
23	169	SMITH	1:25.056	169	SMITH	42.476	23	169	SMITH	2:07.532	2:07.767	0.235
24	144	LEMON	1:25.408	144	LEMON	43.005	24	144	LEMON	2:08.413	2:08.714	0.301
25	14	YIANNI	1:25.812	14	YIANNI	43.287	25	14	YIANNI	2:09.099	2:09.099	0.000
26	108	BARNARD	1:27.643	108	BARNARD	43.766	26	108	BARNARD	2:11.409	2:12.009	0.600
27	66	HARVEY	1:30.250	66	HARVEY	45.343	27	66	HARVEY	2:15.593	2:15.713	0.120
28	44	SHAW	1:33.047	44	SHAW	47.367	28	44	SHAW	2:20.414	2:22.123	1.709
29	29	MORGAN	1:33.695	29	MORGAN	48.034	29	29	MORGAN	2:21.729	2:22.236	0.507

BMCRC - MRO Championships 2024 - Rnd 6 @ Snetterton 300

MRO Powerbikes inc Clubman 1000 & MRO Retro 1000 & Rookie 1000

RACE 4 - STATISTICS

Competitors Started 29
Planned Start 2024-08-31 @ 12:05:00.000
Actual Start 2024-08-31 @ 12:35:17.317
Finish Time 2024-08-31 @ 12:45:10.116
Track Length 2.9689mi.
Total Laps 145
Total Distance Covered 430.4921mi.

Session Fastest Lap History

NO	CL	NAME	LAP TIME	TIME OF DAY	LAP	VEHICLE
80	C	Morgan CREASEY	1:57.401	12:39:18.909	2	Honda FIREBLADE
80	C	Morgan CREASEY	1:57.300	12:41:16.202	3	Honda FIREBLADE
5	Ret_N	Kieran SMITH	1:56.460	12:41:16.683	3	Suzuki GSXR 1000 K1

Session Leader History

NO	CL	NAME	FROM LAP	LAPS LED	DISTANCE	VEHICLE
99	Ret_C	Steven BUTTERWORTH	1	1	2.96 miles	Yamaha R1
80	C	Morgan CREASEY	2	4	11.87 miles	Honda FIREBLADE

Flag History

TYPE	TIME OF DAY
GREEN	12:35:17.317
FINISH	12:45:10.116

Flag Statistics

TYPE	COUNT	TOTAL LAPS	TOTAL TIME
Green	1	5	12:08.922
Red	0	0	0.000
Safety Car	0	0	0.000
FCY	0	0	0.000

BMCRC - MRO Championships 2024 - Rnd 6 @ Snetterton 300

MRO Powerbikes inc Clubman 1000 & MRO Retro 1000 & Rookie 1000

RACE 4 - STATISTICS

CLASS :

5 Starters

Fastest Lap History

NO	NAME	LAP TIME	TIME OF DAY	LAP	VEHICLE
65	Peter BAKER	1:58.042	12:39:19.950	2	Kawasaki ZX10R
65	Peter BAKER	1:58.026	12:41:17.977	3	Kawasaki ZX10R

Leader History

NO	NAME	FROM LAP	LAPS LED	DISTANCE	VEHICLE
65	Peter BAKER	1	5	14.84 miles	Kawasaki ZX10R

BMCRC - MRO Championships 2024 - Rnd 6 @ Snetterton 300

MRO Powerbikes inc Clubman 1000 & MRO Retro 1000 & Rookie 1000

RACE 4 - STATISTICS

CLASS : C

7 Starters

Fastest Lap History

NO	NAME	LAP TIME	TIME OF DAY	LAP	VEHICLE
80	Morgan CREASEY	1:57.401	12:39:18.909	2	Honda FIREBLADE
80	Morgan CREASEY	1:57.300	12:41:16.202	3	Honda FIREBLADE
80	Morgan CREASEY	1:56.901	12:43:13.099	4	Honda FIREBLADE

Leader History

NO	NAME	FROM LAP	LAPS LED	DISTANCE	VEHICLE
80	Morgan CREASEY	1	5	14.84 miles	Honda FIREBLADE

BMCRC - MRO Championships 2024 - Rnd 6 @ Snetterton 300

MRO Powerbikes inc Clubman 1000 & MRO Retro 1000 & Rookie 1000

RACE 4 - STATISTICS

CLASS : Ret_C

6 Starters

Fastest Lap History

NO	NAME	LAP TIME	TIME OF DAY	LAP	VEHICLE
99	Steven BUTTERWORTH	1:57.466	12:39:18.909	2	Yamaha R1
99	Steven BUTTERWORTH	1:57.383	12:41:16.305	3	Yamaha R1
99	Steven BUTTERWORTH	1:56.812	12:43:13.104	4	Yamaha R1

Leader History

NO	NAME	FROM LAP	LAPS LED	DISTANCE	VEHICLE
99	Steven BUTTERWORTH	1	5	14.84 miles	Yamaha R1

BMCRC - MRO Championships 2024 - Rnd 6 @ Snetterton 300

MRO Powerbikes inc Clubman 1000 & MRO Retro 1000 & Rookie 1000

RACE 4 - STATISTICS

CLASS : Ret_N

1 Starters

Fastest Lap History

NO	NAME	LAP TIME	TIME OF DAY	LAP	VEHICLE
5	Kieran SMITH	1:58.145	12:39:20.222	2	Suzuki GSXR 1000 K1
5	Kieran SMITH	1:56.460	12:41:16.683	3	Suzuki GSXR 1000 K1

Leader History

NO	NAME	FROM LAP	LAPS LED	DISTANCE	VEHICLE
5	Kieran SMITH	1	5	14.84 miles	Suzuki GSXR 1000 K1

BMCRC - MRO Championships 2024 - Rnd 6 @ Snetterton 300

MRO Powerbikes inc Clubman 1000 & MRO Retro 1000 & Rookie 1000

RACE 4 - STATISTICS

CLASS : R1000

10 Starters

Fastest Lap History

NO	NAME	LAP TIME	TIME OF DAY	LAP	VEHICLE
87	Dan CHAMBERLAIN	1:58.952	12:39:21.317	2	Suzuki GSXR 750
85	Ben WOOD	1:58.891	12:39:22.752	2	Yamaha R1

Leader History

NO	NAME	FROM LAP	LAPS LED	DISTANCE	VEHICLE
87	Dan CHAMBERLAIN	1	4	11.87 miles	Suzuki GSXR 750
85	Ben WOOD	5	1	2.96 miles	Yamaha R1



BMCRC - MRO Championships 2024 - Rnd 6 @ Snetterton 300

MRO Powerbikes inc Clubman 1000 & MRO Retro 1000 & Rookie 1000

RACE 12 - GRID (5 Laps)

ROW 11		32	137	Jonathan POWER	31	95	Jack DRISCOLL			
ROW 10	30	223	Rafal KISYK	29	29	Luke MORGAN	28	44	John SHAW	
ROW 9		27	66	Stephen HARVEY	26	108	Paul BARNARD	25	14	Alex YIANNI
ROW 8	24	144	Scott LEMON	23	169	Cory SMITH	22	222	Toby TRUNDLE	
ROW 7		21	666	Nathan THOMPSON	20	7	Seb JENKINS	19	627	Dean MILLER
ROW 6	18	333	Andrew HOUGHTON	17	152	Barry MANTELL	16	46	Simon GATES	
ROW 5		15	19	Tyler DONOVAN	14	102	James FEARN	13	13	Daniel MERCER
ROW 4	12	78	Jamie THOMAS	11	123	James VINCER	10	55	Mindaugas STORPIRSTIS	
ROW 3		9	60	David LANGLEY	8	87	Dan CHAMBERLAIN	7	85	Ben WOOD
ROW 2	6	48	Aaron COLLINS	5	65	Peter BAKER	4	31	Ryan TURNER	
ROW 1		3	80	Morgan CREASEY	2	99	Steven BUTTERWORTH	1	5	Kieran SMITH

Pole

These results are provisional until the conclusion of any judicial and technical matters.

Snetterton 300: 2.9689 miles

Clerk Of Course:	Stewards:	Timekeeper:	<i>Craig Smith</i>	
------------------	-----------	-------------	--------------------	--

Results can be found at www.tsl-timing.com

Printed - 12:56 Saturday, 31 August 2024





BMCRC - MRO Championships 2024 - Rnd 6 @ Snetterton 300

MRO Powerbikes inc Clubman 1000 & MRO Retro 1000 & Rookie 1000

RACE 12 - CLASSIFICATION

Race Distance: 5 Laps / 14.84 miles

POS	NO	CL	PIC	NAME	ENTRY	LAPS	TIME	GAP	DIFF	MPH	BEST	ON	GRD	↑↓
1	5	Ret_N	1	Kieran SMITH	Suzuki GSXR 1000 K1 -	5	9:47.213			91.00	1:55.075	3	1	0
2	80	C	1	Morgan CREASEY	Honda FIREBLADE - Warics Ltd	5	9:49.935	2.722	2.722	90.58	1:56.124	3	3	1
3	99	Ret_C	1	Steven BUTTERWORTH	Yamaha R1 -	5	9:50.186	2.973	0.251	90.54	1:56.562	4	2	-1
4	48	C	2	Aaron COLLINS	BMW S1000RR - Precision installations	5	9:57.155	9.942	6.969	89.49	1:57.711	5	6	2
5	65		1	Peter BAKER	Kawasaki ZX10R - TJ & Peter Baker M/C. Dodfrey engineerir	5	9:58.043	10.830	0.888	89.35	1:57.897	5	5	0
6	85	R1000	1	Ben WOOD	Yamaha R1 -	5	10:00.145	12.932	2.102	89.04	1:57.900	4	7	1
7	60		2	David LANGLEY	Aprilia RSV4 - Pete's Plumbing & DL Racing	5	10:00.177	12.964	0.032	89.04	1:58.306	4	9	2
8	87	R1000	2	Dan CHAMBERLAIN	Suzuki GSXR 750 -	5	10:00.364	13.151	0.187	89.01	1:57.651	4	8	0
9	31	C	3	Ryan TURNER	Kawasaki ZX10R - RT Utilities	5	10:06.681	19.468	6.317	88.08	1:58.145	3	4	-5
10	55	R1000	3	Mindaugas STORPIRSTIS	BMW S1000RR - ANR Tyres	5	10:07.034	19.821	0.353	88.03	1:58.971	2	10	0
11	102	Ret_C	2	James FEARN	Suzuki GSXR1000 - Greenplant satellite team	5	10:14.469	27.256	7.435	86.96	2:00.410	5	14	3
12	78	Ret_C	3	Jamie THOMAS	Suzuki GSXR 1000 - Team RubyRacing	5	10:14.741	27.528	0.272	86.93	2:00.161	5	12	0
13	13	Ret_C	4	Daniel MERCER	Honda CBR1000RR - Merc&Co Racing, Apex2Apex promoti	5	10:15.936	28.723	1.195	86.76	2:00.353	4	13	0
14	19	Ret_C	5	Tyler DONOVAN	- Tinder Corp	5	10:24.372	37.159	8.436	85.59	2:02.670	2	15	1
15	46	C	4	Simon GATES	Yamaha YZF R1 - T.A Roden LTD / Canine Plus Hydro	5	10:24.431	37.218	0.059	85.58	2:03.095	4	16	1
16	7	C	5	Seb JENKINS	Yamaha YZF-R1 - TBR Performance	5	10:32.482	45.269	8.051	84.49	2:03.423	5	20	4
17	152		3	Barry MANTELL	Kawaskai ZX10R - Swedish car connection	5	10:33.301	46.088	0.819	84.38	2:03.560	5	17	0
18	333		4	Andrew HOUGHTON	BMW S1000RR - Techoir	5	10:33.856	46.643	0.555	84.30	2:03.272	3	18	0
19	627	R1000	4	Dean MILLER	Kawazaki ZX10R - Tiny Racing	5	10:38.879	51.666	5.023	83.64	2:03.650	4	19	0
20	666	R1000	5	Nathan THOMPSON	BMW S1000RR - Flirtz lap dancing club	5	10:43.969	56.756	5.090	82.98	2:05.192	5	21	1
21	222	C	6	Toby TRUNDLE	Aprilia RSV4 1000 RF - Harris Motorcycles / A. Harland Race	5	10:44.963	57.750	0.994	82.85	2:06.832	5	22	1
22	14	R1000	6	Alex YIANNI	BMW S1000 RR - Airpack 2000 Racing/Almig Compressors	5	10:47.208	59.995	2.245	82.57	2:06.905	4	25	3
23	144	R1000	7	Scott LEMON	Yamaha R1 -	5	10:56.192	1:08.979	8.984	81.44	2:08.893	4	24	1
24	108	R1000	8	Paul BARNARD	Honda FIREBLADE -	5	11:06.864	1:19.651	10.672	80.13	2:10.851	4	26	2
25	66		5	Stephen HARVEY	Kawasaki ZX10 -	5	11:29.672	1:42.459	22.808	77.48	2:15.263	5	27	2
26	29	R1000	9	Luke MORGAN	Suzuki GSXR 750 -	5	11:58.006	2:10.793	28.334	74.42	2:21.633	2	29	3

NOT CLASSIFIED

DNF	44	R1000		John SHAW	MV Agusta F3 800 - None	1	2:30.574	4 Laps	4 Laps	70.98				28
DNF	123	C		James VINCER	Suzuki GSXR R - John Butcher Bros	0								11

FASTEST LAP

5	Ret_N			Kieran SMITH	Suzuki GSXR 1000 K1 -	3	1:55.075			92.87 mph				149.47 kph
80	C			Morgan CREASEY	Honda FIREBLADE - Warics Ltd	3	1:56.124			92.04 mph				148.12 kph
99	Ret_C			Steven BUTTERWORTH	Yamaha R1 -	4	1:56.562			91.69 mph				147.56 kph
87	R1000			Dan CHAMBERLAIN	Suzuki GSXR 750 -	4	1:57.651			90.84 mph				146.20 kph
65				Peter BAKER	Kawasaki ZX10R - TJ & Peter Baker M/C. Dodfrey engineerir	5	1:57.897			90.65 mph				145.89 kph

Comments:

Class Ret_N - 92.5% of Race Speed = 84.17 mph
 Class C - 92.5% of Race Speed = 83.78 mph
 Class Ret_C - 92.5% of Race Speed = 83.74 mph
 Class - 92.5% of Race Speed = 82.64 mph
 Class R1000 - 92.5% of Race Speed = 82.36 mph

Weather / Track : Cloudy / Dry

Date: 31/08/2024 Start: 16:15 Finish: 16:25

These results are provisional until the conclusion of any judicial and technical matters.

Snetterton 300: 2.9689 miles

Clerk Of Course:	Stewards:	Timekeeper:	<i>Craig Smith</i>	
------------------	-----------	-------------	--------------------	--

Results can be found at www.tsl-timing.com

Printed - 16:28 Saturday, 31 August 2024



BMCRC - MRO Championships 2024 - Rnd 6 @ Snetterton 300

MRO Powerbikes inc Clubman 1000 & MRO Retro 1000 & Rookie 1000

RACE 12 - LAP CHART

LAP 1 @ 16:17:59.080			LAP 2 @ 16:19:54.371			LAP 3 @ 16:21:49.446			LAP 4 @ 16:23:46.034			LAP 5 @ 16:25:43.785		
NO	BEHIND	LAP TIME	NO	BEHIND	LAP TIME	NO	BEHIND	LAP TIME	NO	BEHIND	LAP TIME	NO	BEHIND	LAP TIME
5		2:02.508	5		1:55.291	5		1:55.075	5		1:56.588	5		1:57.751
99	0.342	2:02.850	99	1.902	1:56.851	99	3.584	1:56.757	99	3.558	1:56.562	80	2.722	1:56.524
80	0.963	2:03.471	80	2.649	1:56.977	80	3.698	1:56.124	80	3.949	1:56.839	99	2.973	1:57.166
60	2.449	2:04.957	48	5.608	1:58.370	48	8.654	1:58.121	48	9.982	1:57.916	48	9.942	1:57.711
48	2.529	2:05.037	60	6.110	1:58.952	65	9.059	1:57.931	65	10.684	1:58.213	65	10.830	1:57.897
85	2.969	2:05.477	65	6.203	1:57.994	60	9.554	1:58.519	60	11.272	1:58.306	85	12.932	1:59.069
65	3.500	2:06.008	85	7.049	1:59.371	85	10.302	1:58.328	85	11.614	1:57.900	60	12.964	1:59.443
87	3.810	2:06.318	87	7.615	1:59.096	87	10.812	1:58.272	87	11.875	1:57.651	87	13.151	1:59.027
55	4.712	2:07.220	55	8.392	1:58.971	55	13.432	2:00.115	55	16.432	1:59.588	31	19.468	1:59.225
19	7.165	2:09.673	31	12.988	2:01.038	31	16.058	1:58.145	31	17.994	1:58.524	55	19.821	2:01.140
31	7.241	2:09.749	19	14.544	2:02.670	102	20.749	2:01.157	102	24.597	2:00.436	102	27.256	2:00.410
102	8.198	2:10.706	102	14.667	2:01.760	78	21.473	2:01.623	78	25.118	2:00.233	78	27.528	2:00.161
46	8.228	2:10.736	78	14.925	2:01.332	13	22.243	2:02.250	13	26.008	2:00.353	13	28.723	2:00.466
78	8.884	2:11.392	13	15.068	2:01.404	19	22.995	2:03.526	19	29.903	2:03.496	19	37.159	2:05.007
13	8.955	2:11.463	46	16.819	2:03.882	46	24.996	2:03.252	46	31.503	2:03.095	46	37.218	2:03.466
7	12.744	2:15.252	7	22.321	2:04.868	7	32.118	2:04.872	7	39.597	2:04.067	7	45.269	2:03.423
222	13.611	2:16.119	152	23.833	2:05.046	152	32.602	2:03.844	152	40.279	2:04.265	152	46.088	2:03.560
152	14.078	2:16.586	333	25.307	2:05.611	333	33.504	2:03.272	333	40.659	2:03.743	333	46.643	2:03.735
14	14.421	2:16.929	222	26.195	2:07.875	222	38.212	2:07.092	627	45.634	2:03.650	627	51.666	2:03.783
333	14.987	2:17.495	14	26.802	2:07.672	627	38.572	2:05.598	222	48.669	2:07.045	666	56.756	2:05.192
627	15.188	2:17.696	666	27.348	2:06.850	666	39.567	2:07.294	666	49.315	2:06.336	222	57.750	2:06.832
666	15.789	2:18.297	627	28.049	2:08.152	14	40.287	2:08.560	14	50.604	2:06.905	14	59.995	2:07.142
144	16.639	2:19.147	144	31.098	2:09.750	144	45.267	2:09.244	144	57.572	2:08.893	144	1:08.979	2:09.158
108	18.014	2:20.522	108	35.107	2:12.384	108	51.610	2:11.578	108	1:05.873	2:10.851	108	1:19.651	2:11.529
66	23.004	2:25.512	66	44.759	2:17.046	66	1:05.834	2:16.150	66	1:24.947	2:15.701	66	1:42.459	2:15.263
29	27.274	2:29.782	29	53.616	2:21.633	29	1:20.993	2:22.452	29	1:46.236	2:21.831	29	2:10.793	2:22.308
44	28.066	2:30.574												

BMCRC - MRO Championships 2024 - Rnd 6 @ Snetterton 300

MRO Powerbikes inc Clubman 1000 & MRO Retro 1000 & Rookie 1000

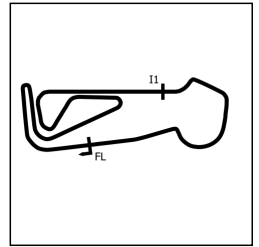
RACE 12 - POSITION CHART

No	Name	Lap Pos	Lap				
			1	2	3	4	5
5	SMITH	1	5	5	5	5	5
99	BUTTERWORTH	2	99	99	99	99	80
80	CREASEY	3	80	80	80	80	99
31	TURNER	4	60	48	48	48	48
65	BAKER	5	48	60	65	65	65
48	COLLINS	6	85	65	60	60	85
85	WOOD	7	65	85	85	85	60
87	CHAMBERLAIN	8	87	87	87	87	87
60	LANGLEY	9	55	55	55	55	31
55	STORPIRSTIS	10	19	31	31	31	55
123	VINCER	11	31	19	102	102	102
78	THOMAS	12	102	102	78	78	78
13	MERCER	13	46	78	13	13	13
102	FEARN	14	78	13	19	19	19
19	DONOVAN	15	13	46	46	46	46
46	GATES	16	7	7	7	7	7
152	MANTELL	17	222	152	152	152	152
333	HOUGHTON	18	152	333	333	333	333
627	MILLER	19	14	222	222	627	627
7	JENKINS	20	333	14	627	222	666
666	THOMPSON	21	627	666	666	666	222
222	TRUNDLE	22	666	627	14	14	14
144	LEMON	23	144	144	144	144	144
14	YIANNI	24	108	108	108	108	108
108	BARNARD	25	66	66	66	66	66
66	HARVEY	26	29	29	29	29	29
44	SHAW	27	44				
29	MORGAN	28					

BMCRC - MRO Championships 2024 - Rnd 6 @ Snetterton 300

MRO Powerbikes inc Clubman 1000 & MRO Retro 1000 & Rookie 1000

RACE 12 - SECTOR ANALYSIS



SECTOR 1 = FL to I1, SECTOR 2 = I1 to FL, DIFF = Difference To Personal Best Lap, P = Crossed Finish Line in Pit Lane, D = Time Disallowed

P1		5 Ret_N	Kieran SMITH	Suzuki GSXR 1000 K1 -		
IDEAL LAP TIME : 1:54.855		BEST LAP TIME : 1:55.075		DIFFERENCE : 0.220		
LAP	SECTOR 1	SECTOR 2	LAP TIME	MPH	DIFF	TIME OF DAY
1 -		38.598	2:02.508	87.24	7.433	16:17:59.080
2 -	1:17.289	38.002	1:55.291 (2)	92.70	0.216	16:19:54.371
3 -	1:16.853	38.222	1:55.075 (1)	92.87		16:21:49.446
4 -	1:17.443	39.145	1:56.588 (3)	91.67	1.513	16:23:46.034
5 -	1:18.148	39.603	1:57.751	90.76	2.676	16:25:43.785

P2		80 C	Morgan CREASEY	Honda FIREBLADE - Warics Ltd		
IDEAL LAP TIME : 1:56.113		BEST LAP TIME : 1:56.124		DIFFERENCE : 0.011		
LAP	SECTOR 1	SECTOR 2	LAP TIME	MPH	DIFF	TIME OF DAY
1 -		38.923	2:03.471	86.56	7.347	16:18:00.043
2 -	1:18.190	38.787	1:56.977	91.36	0.853	16:19:57.020
3 -	1:17.588	38.536	1:56.124 (1)	92.04		16:21:53.144
4 -	1:18.207	38.632	1:56.839 (3)	91.47	0.715	16:23:49.983
5 -	1:17.577	38.947	1:56.524 (2)	91.72	0.400	16:25:46.507

P3		99 Ret_C	Steven BUTTERWORTH	Yamaha R1 -		
IDEAL LAP TIME : 1:56.124		BEST LAP TIME : 1:56.562		DIFFERENCE : 0.438		
LAP	SECTOR 1	SECTOR 2	LAP TIME	MPH	DIFF	TIME OF DAY
1 -		38.904	2:02.850	87.00	6.288	16:17:59.422
2 -	1:17.694	39.157	1:56.851 (3)	91.46	0.289	16:19:56.273
3 -	1:18.291	38.466	1:56.757 (2)	91.54	0.195	16:21:53.030
4 -	1:18.132	38.430	1:56.562 (1)	91.69		16:23:49.592
5 -	1:18.252	38.914	1:57.166	91.22	0.604	16:25:46.758

P4		48 C	Aaron COLLINS	BMW S1000RR - Precision installations		
IDEAL LAP TIME : 1:57.711		BEST LAP TIME : 1:57.711		DIFFERENCE : 0.000		
LAP	SECTOR 1	SECTOR 2	LAP TIME	MPH	DIFF	TIME OF DAY
1 -		39.437	2:05.037	85.47	7.326	16:18:01.609
2 -	1:19.092	39.278	1:58.370	90.29	0.659	16:19:59.979
3 -	1:18.900	39.221	1:58.121 (3)	90.48	0.410	16:21:58.100
4 -	1:18.551	39.365	1:57.916 (2)	90.64	0.205	16:23:56.016
5 -	1:18.515	39.196	1:57.711 (1)	90.79		16:25:53.727

P5		65	Peter BAKER	Kawasaki ZX10R - TJ & Peter Baker M/C. Dodfrey engineering		
IDEAL LAP TIME : 1:57.355		BEST LAP TIME : 1:57.897		DIFFERENCE : 0.542		
LAP	SECTOR 1	SECTOR 2	LAP TIME	MPH	DIFF	TIME OF DAY
1 -		39.470	2:06.008	84.82	8.111	16:18:02.580
2 -	1:19.152	38.842	1:57.994 (3)	90.58	0.097	16:20:00.574
3 -	1:19.005	38.926	1:57.931 (2)	90.62	0.034	16:21:58.505
4 -	1:19.079	39.134	1:58.213	90.41	0.316	16:23:56.718
5 -	1:18.513	39.384	1:57.897 (1)	90.65		16:25:54.615

P6		85 R1000	Ben WOOD	Yamaha R1 -		
IDEAL LAP TIME : 1:57.733		BEST LAP TIME : 1:57.900		DIFFERENCE : 0.167		
LAP	SECTOR 1	SECTOR 2	LAP TIME	MPH	DIFF	TIME OF DAY
1 -		39.215	2:05.477	85.17	7.577	16:18:02.049
2 -	1:20.093	39.278	1:59.371	89.53	1.471	16:20:01.420
3 -	1:19.137	39.191	1:58.328 (2)	90.32	0.428	16:21:59.748
4 -	1:18.542	39.358	1:57.900 (1)	90.65		16:23:57.648
5 -	1:19.305	39.764	1:59.069 (3)	89.76	1.169	16:25:56.717

BMCRC - MRO Championships 2024 - Rnd 6 @ Snetterton 300

MRO Powerbikes inc Clubman 1000 & MRO Retro 1000 & Rookie 1000

RACE 12 - SECTOR ANALYSIS



SECTOR 1 = FL to I1, SECTOR 2 = I1 to FL, DIFF = Difference To Personal Best Lap, P = Crossed Finish Line in Pit Lane, D = Time Disallowed

P7 60		David LANGLEY		Aprilia RSV4 - Pete's Plumbing & DL Racing		
IDEAL LAP TIME : 1:58.016		BEST LAP TIME : 1:58.306		DIFFERENCE : 0.290		
LAP	SECTOR 1	SECTOR 2	LAP TIME	MPH	DIFF	TIME OF DAY
1 -		39.576	2:04.957	85.53	6.651	16:18:01.529
2 -	1:19.642	39.310	1:58.952 (3)	89.85	0.646	16:20:00.481
3 -	1:19.462	39.057	1:58.519 (2)	90.18	0.213	16:21:59.000
4 -	1:18.959	39.347	1:58.306 (1)	90.34		16:23:57.306
5 -	1:19.289	40.154	1:59.443	89.48	1.137	16:25:56.749

P8 87 R1000		Dan CHAMBERLAIN		Suzuki GSXR 750 -		
IDEAL LAP TIME : 1:57.501		BEST LAP TIME : 1:57.651		DIFFERENCE : 0.150		
LAP	SECTOR 1	SECTOR 2	LAP TIME	MPH	DIFF	TIME OF DAY
1 -		39.686	2:06.318	84.61	8.667	16:18:02.890
2 -	1:19.926	39.170	1:59.096	89.74	1.445	16:20:01.986
3 -	1:19.157	39.115	1:58.272 (2)	90.36	0.621	16:22:00.258
4 -	1:18.386	39.265	1:57.651 (1)	90.84		16:23:57.909
5 -	1:19.722	39.305	1:59.027 (3)	89.79	1.376	16:25:56.936

P9 31 C		Ryan TURNER		Kawasaki ZX10R - RT Utilities		
IDEAL LAP TIME : 1:58.145		BEST LAP TIME : 1:58.145		DIFFERENCE : 0.000		
LAP	SECTOR 1	SECTOR 2	LAP TIME	MPH	DIFF	TIME OF DAY
1 -		41.454	2:09.749	82.37	11.604	16:18:06.321
2 -	1:21.614	39.424	2:01.038	88.30	2.893	16:20:07.359
3 -	1:18.972	39.173	1:58.145 (1)	90.46		16:22:05.504
4 -	1:19.210	39.314	1:58.524 (2)	90.17	0.379	16:24:04.028
5 -	1:19.485	39.740	1:59.225 (3)	89.64	1.080	16:26:03.253

P10 55 R1000		Mindaugas STORPIRSTIS		BMW S1000RR - ANR Tyres		
IDEAL LAP TIME : 1:58.728		BEST LAP TIME : 1:58.971		DIFFERENCE : 0.243		
LAP	SECTOR 1	SECTOR 2	LAP TIME	MPH	DIFF	TIME OF DAY
1 -		39.855	2:07.220	84.01	8.249	16:18:03.792
2 -	1:19.583	39.388	1:58.971 (1)	89.83		16:20:02.763
3 -	1:19.776	40.339	2:00.115 (3)	88.98	1.144	16:22:02.878
4 -	1:19.340	40.248	1:59.588 (2)	89.37	0.617	16:24:02.466
5 -	1:20.722	40.418	2:01.140	88.22	2.169	16:26:03.606

P11 102 Ret_C		James FEARN		Suzuki GSXR1000 - Greenplant satellite team		
IDEAL LAP TIME : 2:00.161		BEST LAP TIME : 2:00.410		DIFFERENCE : 0.249		
LAP	SECTOR 1	SECTOR 2	LAP TIME	MPH	DIFF	TIME OF DAY
1 -		41.075	2:10.706	81.77	10.296	16:18:07.278
2 -	1:21.114	40.646	2:01.760	87.77	1.350	16:20:09.038
3 -	1:21.371	39.786	2:01.157 (3)	88.21	0.747	16:22:10.195
4 -	1:20.500	39.936	2:00.436 (2)	88.74	0.026	16:24:10.631
5 -	1:20.375	40.035	2:00.410 (1)	88.76		16:26:11.041

P12 78 Ret_C		Jamie THOMAS		Suzuki GSXR 1000 - Team RubyRacing		
IDEAL LAP TIME : 2:00.025		BEST LAP TIME : 2:00.161		DIFFERENCE : 0.136		
LAP	SECTOR 1	SECTOR 2	LAP TIME	MPH	DIFF	TIME OF DAY
1 -		41.111	2:11.392	81.34	11.231	16:18:07.964
2 -	1:21.113	40.219	2:01.332 (3)	88.08	1.171	16:20:09.296
3 -	1:21.853	39.770	2:01.623	87.87	1.462	16:22:10.919
4 -	1:20.258	39.975	2:00.233 (2)	88.89	0.072	16:24:11.152
5 -	1:20.255	39.906	2:00.161 (1)	88.94		16:26:11.313

BMCRC - MRO Championships 2024 - Rnd 6 @ Snetterton 300

MRO Powerbikes inc Clubman 1000 & MRO Retro 1000 & Rookie 1000

RACE 12 - SECTOR ANALYSIS



SECTOR 1 = FL to I1, SECTOR 2 = I1 to FL, DIFF = Difference To Personal Best Lap, P = Crossed Finish Line in Pit Lane, D = Time Disallowed

P13 13 Ret_C Daniel MERCER		Honda CBR1000RR - Merc&Co Racing, Apex2Apex promotions				
IDEAL LAP TIME : 1:59.990		BEST LAP TIME : 2:00.353		DIFFERENCE : 0.363		
LAP	SECTOR 1	SECTOR 2	LAP TIME	MPH	DIFF	TIME OF DAY
1 -		41.426	2:11.463	81.30	11.110	16:18:08.035
2 -	1:21.468	39.936	2:01.404 (3)	88.03	1.051	16:20:09.439
3 -	1:21.980	40.270	2:02.250	87.42	1.897	16:22:11.689
4 -	1:20.811	39.542	2:00.353 (1)	88.80		16:24:12.042
5 -	1:20.448	40.018	2:00.466 (2)	88.72	0.113	16:26:12.508

P14 19 Ret_C Tyler DONOVAN		- Tinder Corp				
IDEAL LAP TIME : 2:02.670		BEST LAP TIME : 2:02.670		DIFFERENCE : 0.000		
LAP	SECTOR 1	SECTOR 2	LAP TIME	MPH	DIFF	TIME OF DAY
1 -		40.817	2:09.673	82.42	7.003	16:18:06.245
2 -	1:21.992	40.678	2:02.670 (1)	87.12		16:20:08.915
3 -	1:22.430	41.096	2:03.526 (3)	86.52	0.856	16:22:12.441
4 -	1:22.291	41.205	2:03.496 (2)	86.54	0.826	16:24:15.937
5 -	1:22.988	42.019	2:05.007	85.49	2.337	16:26:20.944

P15 46 C Simon GATES		Yamaha YZF R1 - T.A Roden LTD / Canine Plus Hydro				
IDEAL LAP TIME : 2:02.797		BEST LAP TIME : 2:03.095		DIFFERENCE : 0.298		
LAP	SECTOR 1	SECTOR 2	LAP TIME	MPH	DIFF	TIME OF DAY
1 -		41.211	2:10.736	81.75	7.641	16:18:07.308
2 -	1:22.326	41.556	2:03.882	86.27	0.787	16:20:11.190
3 -	1:22.349	40.903	2:03.252 (2)	86.71	0.157	16:22:14.442
4 -	1:22.035	41.060	2:03.095 (1)	86.82		16:24:17.537
5 -	1:21.894	41.572	2:03.466 (3)	86.56	0.371	16:26:21.003

P16 7 C Seb JENKINS		Yamaha YZF-R1 - TBR Performance				
IDEAL LAP TIME : 2:03.417		BEST LAP TIME : 2:03.423		DIFFERENCE : 0.006		
LAP	SECTOR 1	SECTOR 2	LAP TIME	MPH	DIFF	TIME OF DAY
1 -		41.641	2:15.252	79.02	11.829	16:18:11.824
2 -	1:23.273	41.595	2:04.868 (3)	85.59	1.445	16:20:16.692
3 -	1:23.355	41.517	2:04.872	85.59	1.449	16:22:21.564
4 -	1:22.912	41.155	2:04.067 (2)	86.14	0.644	16:24:25.631
5 -	1:22.262	41.161	2:03.423 (1)	86.59		16:26:29.054

P17 152 Barry MANTELL		Kawaskai ZX10R - Swedish car connection				
IDEAL LAP TIME : 2:03.327		BEST LAP TIME : 2:03.560		DIFFERENCE : 0.233		
LAP	SECTOR 1	SECTOR 2	LAP TIME	MPH	DIFF	TIME OF DAY
1 -		41.505	2:16.586	78.25	13.026	16:18:13.158
2 -	1:24.128	40.918	2:05.046	85.47	1.486	16:20:18.204
3 -	1:22.815	41.029	2:03.844 (2)	86.30	0.284	16:22:22.048
4 -	1:22.945	41.320	2:04.265 (3)	86.01	0.705	16:24:26.313
5 -	1:22.409	41.151	2:03.560 (1)	86.50		16:26:29.873

P18 333 Andrew HOUGHTON		BMW S1000RR - Techoir				
IDEAL LAP TIME : 2:03.272		BEST LAP TIME : 2:03.272		DIFFERENCE : 0.000		
LAP	SECTOR 1	SECTOR 2	LAP TIME	MPH	DIFF	TIME OF DAY
1 -		42.223	2:17.495	77.73	14.223	16:18:14.067
2 -	1:23.757	41.854	2:05.611	85.08	2.339	16:20:19.678
3 -	1:22.421	40.851	2:03.272 (1)	86.70		16:22:22.950
4 -	1:22.533	41.210	2:03.743 (3)	86.37	0.471	16:24:26.693
5 -	1:22.818	40.917	2:03.735 (2)	86.37	0.463	16:26:30.428

BMCRC - MRO Championships 2024 - Rnd 6 @ Snetterton 300

MRO Powerbikes inc Clubman 1000 & MRO Retro 1000 & Rookie 1000

RACE 12 - SECTOR ANALYSIS



SECTOR 1 = FL to I1, SECTOR 2 = I1 to FL, DIFF = Difference To Personal Best Lap, P = Crossed Finish Line in Pit Lane, D = Time Disallowed

P19 627 R1000 Dean MILLER		Kawazaki ZX10R - Tiny Racing				
IDEAL LAP TIME : 2:03.159		BEST LAP TIME : 2:03.650		DIFFERENCE : 0.491		
LAP	SECTOR 1	SECTOR 2	LAP TIME	MPH	DIFF	TIME OF DAY
1 -		42.471	2:17.696	77.62	14.046	16:18:14.268
2 -	1:24.798	43.354	2:08.152	83.40	4.502	16:20:22.420
3 -	1:23.522	42.076	2:05.598 (3)	85.09	1.948	16:22:28.018
4 -	1:22.665	40.985	2:03.650 (1)	86.43		16:24:31.668
5 -	1:22.174	41.609	2:03.783 (2)	86.34	0.133	16:26:35.451

P20 666 R1000 Nathan THOMPSON		BMW S1000RR - Flirtz lap dancing club				
IDEAL LAP TIME : 2:05.192		BEST LAP TIME : 2:05.192		DIFFERENCE : 0.000		
LAP	SECTOR 1	SECTOR 2	LAP TIME	MPH	DIFF	TIME OF DAY
1 -		42.602	2:18.297	77.28	13.105	16:18:14.869
2 -	1:23.963	42.887	2:06.850 (3)	84.25	1.658	16:20:21.719
3 -	1:25.252	42.042	2:07.294	83.96	2.102	16:22:29.013
4 -	1:24.047	42.289	2:06.336 (2)	84.60	1.144	16:24:35.349
5 -	1:23.629	41.563	2:05.192 (1)	85.37		16:26:40.541

P21 222 C Toby TRUNDLE		Aprilia RSV4 1000 RF - Harris Motorcycles / A. Harland Race Se				
IDEAL LAP TIME : 2:06.367		BEST LAP TIME : 2:06.832		DIFFERENCE : 0.465		
LAP	SECTOR 1	SECTOR 2	LAP TIME	MPH	DIFF	TIME OF DAY
1 -		42.513	2:16.119	78.51	9.287	16:18:12.691
2 -	1:25.036	42.839	2:07.875	83.58	1.043	16:20:20.566
3 -	1:24.597	42.495	2:07.092 (3)	84.09	0.260	16:22:27.658
4 -	1:25.011	42.034	2:07.045 (2)	84.12	0.213	16:24:34.703
5 -	1:24.333	42.499	2:06.832 (1)	84.26		16:26:41.535

P22 14 R1000 Alex YIANNI		BMW S1000 RR - Airpack 2000 Racing/Almig Compressors				
IDEAL LAP TIME : 2:06.901		BEST LAP TIME : 2:06.905		DIFFERENCE : 0.004		
LAP	SECTOR 1	SECTOR 2	LAP TIME	MPH	DIFF	TIME OF DAY
1 -		42.629	2:16.929	78.05	10.024	16:18:13.501
2 -	1:24.930	42.742	2:07.672 (3)	83.71	0.767	16:20:21.173
3 -	1:25.670	42.890	2:08.560	83.13	1.655	16:22:29.733
4 -	1:24.341	42.564	2:06.905 (1)	84.22		16:24:36.638
5 -	1:24.337	42.805	2:07.142 (2)	84.06	0.237	16:26:43.780

P23 144 R1000 Scott LEMON		Yamaha R1 -				
IDEAL LAP TIME : 2:08.727		BEST LAP TIME : 2:08.893		DIFFERENCE : 0.166		
LAP	SECTOR 1	SECTOR 2	LAP TIME	MPH	DIFF	TIME OF DAY
1 -		43.323	2:19.147	76.81	10.254	16:18:15.719
2 -	1:26.436	43.314	2:09.750	82.37	0.857	16:20:25.469
3 -	1:26.380	42.864	2:09.244 (3)	82.69	0.351	16:22:34.713
4 -	1:25.923	42.970	2:08.893 (1)	82.92		16:24:43.606
5 -	1:26.354	42.804	2:09.158 (2)	82.75	0.265	16:26:52.764

P24 108 R1000 Paul BARNARD		Honda FIREBLADE -				
IDEAL LAP TIME : 2:10.592		BEST LAP TIME : 2:10.851		DIFFERENCE : 0.259		
LAP	SECTOR 1	SECTOR 2	LAP TIME	MPH	DIFF	TIME OF DAY
1 -		43.651	2:20.522	76.05	9.671	16:18:17.094
2 -	1:27.836	44.548	2:12.384	80.73	1.533	16:20:29.478
3 -	1:27.414	44.164	2:11.578 (3)	81.23	0.727	16:22:41.056
4 -	1:26.941	43.910	2:10.851 (1)	81.68		16:24:51.907
5 -	1:27.652	43.877	2:11.529 (2)	81.26	0.678	16:27:03.436

BMCRC - MRO Championships 2024 - Rnd 6 @ Snetterton 300

MRO Powerbikes inc Clubman 1000 & MRO Retro 1000 & Rookie 1000

RACE 12 - SECTOR ANALYSIS



SECTOR 1 = FL to I1, SECTOR 2 = I1 to FL, DIFF = Difference To Personal Best Lap, P = Crossed Finish Line in Pit Lane, D = Time Disallowed

P25 66		Stephen HARVEY		Kawasaki ZX10 -			
IDEAL LAP TIME : 2:15.169		BEST LAP TIME : 2:15.263		DIFFERENCE : 0.094			
LAP	SECTOR 1	SECTOR 2	LAP TIME	MPH	DIFF	TIME OF DAY	
1 -		45.993	2:25.512	73.45	10.249	16:18:22.084	
2 -	1:31.320	45.726	2:17.046	77.98	1.783	16:20:39.130	
3 -	1:30.499	45.651	2:16.150 (3)	78.50	0.887	16:22:55.280	
4 -	1:30.385	45.316	2:15.701 (2)	78.76	0.438	16:25:10.981	
5 -	1:29.853	45.410	2:15.263 (1)	79.01		16:27:26.244	

P26 29 R1000		Luke MORGAN		Suzuki GSXR 750 -			
IDEAL LAP TIME : 2:21.223		BEST LAP TIME : 2:21.633		DIFFERENCE : 0.410			
LAP	SECTOR 1	SECTOR 2	LAP TIME	MPH	DIFF	TIME OF DAY	
1 -		47.817	2:29.782	71.35	8.149	16:18:26.354	
2 -	1:33.406	48.227	2:21.633 (1)	75.46		16:20:47.987	
3 -	1:34.187	48.265	2:22.452	75.02	0.819	16:23:10.439	
4 -	1:33.763	48.068	2:21.831 (2)	75.35	0.198	16:25:32.270	
5 -	1:33.529	48.779	2:22.308 (3)	75.10	0.675	16:27:54.578	

P27 44 R1000		John SHAW		MV Agusta F3 800 - None			
IDEAL LAP TIME : 2:24.260		BEST LAP TIME :		DIFFERENCE :			
LAP	SECTOR 1	SECTOR 2	LAP TIME	MPH	DIFF	TIME OF DAY	
1 -		48.199	2:30.574	70.98		16:18:27.146	

BMCRC - MRO Championships 2024 - Rnd 6 @ Snetterton 300

MRO Powerbikes inc Clubman 1000 & MRO Retro 1000 & Rookie 1000

RACE 12 - BEST SECTORS

SECTOR 1			SECTOR 2			IDEAL / BEST COMPARISON						
POS	NO	NAME	TIME	NO	NAME	TIME	POS	NO	NAME	IDEAL	BEST	DIFF
									PERFECT LAP	1:54.855		
1	5	SMITH	1:16.853	5	SMITH	38.002	1	5	SMITH	1:54.855	1:55.075	0.220
2	80	CREASEY	1:17.577	99	BUTTERWORTH	38.430	2	80	CREASEY	1:56.113	1:56.124	0.011
3	99	BUTTERWORTH	1:17.694	80	CREASEY	38.536	3	99	BUTTERWORTH	1:56.124	1:56.562	0.438
4	87	CHAMBERLAIN	1:18.386	65	BAKER	38.842	4	65	BAKER	1:57.355	1:57.897	0.542
5	65	BAKER	1:18.513	60	LANGLEY	39.057	5	87	CHAMBERLAIN	1:57.501	1:57.651	0.150
6	48	COLLINS	1:18.515	87	CHAMBERLAIN	39.115	6	48	COLLINS	1:57.711	1:57.711	0.000
7	85	WOOD	1:18.542	31	TURNER	39.173	7	85	WOOD	1:57.733	1:57.900	0.167
8	60	LANGLEY	1:18.959	85	WOOD	39.191	8	60	LANGLEY	1:58.016	1:58.306	0.290
9	31	TURNER	1:18.972	48	COLLINS	39.196	9	31	TURNER	1:58.145	1:58.145	0.000
10	55	STORPIRSTIS	1:19.340	55	STORPIRSTIS	39.388	10	55	STORPIRSTIS	1:58.728	1:58.971	0.243
11	78	THOMAS	1:20.255	13	MERCER	39.542	11	13	MERCER	1:59.990	2:00.353	0.363
12	102	FEARN	1:20.375	78	THOMAS	39.770	12	78	THOMAS	2:00.025	2:00.161	0.136
13	13	MERCER	1:20.448	102	FEARN	39.786	13	102	FEARN	2:00.161	2:00.410	0.249
14	46	GATES	1:21.894	19	DONOVAN	40.678	14	19	DONOVAN	2:02.670	2:02.670	0.000
15	19	DONOVAN	1:21.992	333	HOUGHTON	40.851	15	46	GATES	2:02.797	2:03.095	0.298
16	627	MILLER	1:22.174	46	GATES	40.903	16	627	MILLER	2:03.159	2:03.650	0.491
17	7	JENKINS	1:22.262	152	MANTELL	40.918	17	333	HOUGHTON	2:03.272	2:03.272	0.000
18	152	MANTELL	1:22.409	627	MILLER	40.985	18	152	MANTELL	2:03.327	2:03.560	0.233
19	333	HOUGHTON	1:22.421	7	JENKINS	41.155	19	7	JENKINS	2:03.417	2:03.423	0.006
20	666	THOMPSON	1:23.629	666	THOMPSON	41.563	20	666	THOMPSON	2:05.192	2:05.192	0.000
21	222	TRUNDLE	1:24.333	222	TRUNDLE	42.034	21	222	TRUNDLE	2:06.367	2:06.832	0.465
22	14	YIANNI	1:24.337	14	YIANNI	42.564	22	14	YIANNI	2:06.901	2:06.905	0.004
23	144	LEMON	1:25.923	144	LEMON	42.804	23	144	LEMON	2:08.727	2:08.893	0.166
24	108	BARNARD	1:26.941	108	BARNARD	43.651	24	108	BARNARD	2:10.592	2:10.851	0.259
25	66	HARVEY	1:29.853	66	HARVEY	45.316	25	66	HARVEY	2:15.169	2:15.263	0.094
26	29	MORGAN	1:33.406	29	MORGAN	47.817	26	29	MORGAN	2:21.223	2:21.633	0.410
27	44	SHAW	1:36.061	44	SHAW	48.199	27	44	SHAW	2:24.260		
28												

BMCRC - MRO Championships 2024 - Rnd 6 @ Snetterton 300

MRO Powerbikes inc Clubman 1000 & MRO Retro 1000 & Rookie 1000

RACE 12 - STATISTICS

Competitors Started 28
Planned Start 2024-08-31 @ 16:00:00.000
Actual Start 2024-08-31 @ 16:15:56.571
Finish Time 2024-08-31 @ 16:25:43.784
Track Length 2.9689mi.
Total Laps 131
Total Distance Covered 388.9274mi.

Session Fastest Lap History

NO	CL	NAME	LAP TIME	TIME OF DAY	LAP	VEHICLE
5	Ret_N	Kieran SMITH	1:55.291	16:19:54.388	2	Suzuki GSXR 1000 K1
5	Ret_N	Kieran SMITH	1:55.075	16:21:49.463	3	Suzuki GSXR 1000 K1

Session Leader History

NO	CL	NAME	FROM LAP	LAPS LED	DISTANCE	VEHICLE
5	Ret_N	Kieran SMITH	1	5	14.84 miles	Suzuki GSXR 1000 K1

Flag History

TYPE	TIME OF DAY
GREEN	16:15:56.571
FINISH	16:25:43.784

Flag Statistics

TYPE	COUNT	TOTAL LAPS	TOTAL TIME
Green	1	5	12:11.161
Red	0	0	0.000
Safety Car	0	0	0.000
FCY	0	0	0.000

BMCRC - MRO Championships 2024 - Rnd 6 @ Snetterton 300

MRO Powerbikes inc Clubman 1000 & MRO Retro 1000 & Rookie 1000

RACE 12 - STATISTICS

CLASS :

5 Starters

Fastest Lap History

NO	NAME	LAP TIME	TIME OF DAY	LAP	VEHICLE
60	David LANGLEY	1:58.952	16:20:00.495	2	Aprilia RSV4
65	Peter BAKER	1:57.994	16:20:00.577	2	Kawasaki ZX10R
65	Peter BAKER	1:57.931	16:21:58.509	3	Kawasaki ZX10R
65	Peter BAKER	1:57.897	16:25:54.618	5	Kawasaki ZX10R

Leader History

NO	NAME	FROM LAP	LAPS LED	DISTANCE	VEHICLE
60	David LANGLEY	1	2	5.93 miles	Aprilia RSV4
65	Peter BAKER	3	3	8.90 miles	Kawasaki ZX10R

BMCRC - MRO Championships 2024 - Rnd 6 @ Snetterton 300

MRO Powerbikes inc Clubman 1000 & MRO Retro 1000 & Rookie 1000

RACE 12 - STATISTICS

CLASS : C

7 Starters

Fastest Lap History

NO	NAME	LAP TIME	TIME OF DAY	LAP	VEHICLE
80	Morgan CREASEY	1:56.977	16:19:57.028	2	Honda FIREBLADE
80	Morgan CREASEY	1:56.124	16:21:53.152	3	Honda FIREBLADE

Leader History

NO	NAME	FROM LAP	LAPS LED	DISTANCE	VEHICLE
80	Morgan CREASEY	1	5	14.84 miles	Honda FIREBLADE

BMCRC - MRO Championships 2024 - Rnd 6 @ Snetterton 300

MRO Powerbikes inc Clubman 1000 & MRO Retro 1000 & Rookie 1000

RACE 12 - STATISTICS

CLASS : Ret_C

5 Starters

Fastest Lap History

NO	NAME	LAP TIME	TIME OF DAY	LAP	VEHICLE
99	Steven BUTTERWORTH	1:56.851	16:19:56.288	2	Yamaha R1
99	Steven BUTTERWORTH	1:56.757	16:21:53.044	3	Yamaha R1
99	Steven BUTTERWORTH	1:56.562	16:23:49.605	4	Yamaha R1

Leader History

NO	NAME	FROM LAP	LAPS LED	DISTANCE	VEHICLE
99	Steven BUTTERWORTH	1	5	14.84 miles	Yamaha R1

BMCRC - MRO Championships 2024 - Rnd 6 @ Snetterton 300

MRO Powerbikes inc Clubman 1000 & MRO Retro 1000 & Rookie 1000

RACE 12 - STATISTICS

CLASS : Ret_N

1 Starters

Fastest Lap History

NO	NAME	LAP TIME	TIME OF DAY	LAP	VEHICLE
5	Kieran SMITH	1:55.291	16:19:54.388	2	Suzuki GSXR 1000 K1
5	Kieran SMITH	1:55.075	16:21:49.463	3	Suzuki GSXR 1000 K1

Leader History

NO	NAME	FROM LAP	LAPS LED	DISTANCE	VEHICLE
5	Kieran SMITH	1	5	14.84 miles	Suzuki GSXR 1000 K1

BMCRC - MRO Championships 2024 - Rnd 6 @ Snetterton 300

MRO Powerbikes inc Clubman 1000 & MRO Retro 1000 & Rookie 1000

RACE 12 - STATISTICS

CLASS : R1000

10 Starters

Fastest Lap History

NO	NAME	LAP TIME	TIME OF DAY	LAP	VEHICLE
85	Ben WOOD	1:59.371	16:20:01.425	2	Yamaha R1
87	Dan CHAMBERLAIN	1:59.096	16:20:02.008	2	Suzuki GSXR 750
55	Mindaugas STORPIRSTIS	1:58.971	16:20:02.777	2	BMW S1000RR
85	Ben WOOD	1:58.328	16:21:59.754	3	Yamaha R1
87	Dan CHAMBERLAIN	1:58.272	16:22:00.280	3	Suzuki GSXR 750
85	Ben WOOD	1:57.900	16:23:57.653	4	Yamaha R1
87	Dan CHAMBERLAIN	1:57.651	16:23:57.932	4	Suzuki GSXR 750

Leader History

NO	NAME	FROM LAP	LAPS LED	DISTANCE	VEHICLE
85	Ben WOOD	1	5	14.84 miles	Yamaha R1



BMCRC - MRO Championships 2024 - Rnd 6 @ Snetterton 300

MRO Powerbikes inc Clubman 1000 & MRO Retro 1000 & Rookie 1000

RACE 4 - GRID - AMENDED (7 Laps)

ROW 10	29	137 Jonathan POWER	28	95 Jack DRISCOLL		
ROW 9	27	223 Rafal KISYK	26	169 Cory SMITH	25	44 John SHAW
ROW 8	24	2:21.633 29 Luke MORGAN	23	2:15.263 66 Stephen HARVEY	22	2:06.905 14 Alex YIANNI
ROW 7	21	2:06.832 222 Toby TRUNDLE	20	2:05.192 666 Nathan THOMPSON	19	2:03.650 627 Dean MILLER
ROW 6	18	2:03.560 152 Barry MANTELL	17	123 James VINCER	16	2:03.423 7 Seb JENKINS
ROW 5	15	2:03.272 333 Andrew HOUGHTON	14	2:03.095 46 Simon GATES	13	2:02.670 19 Tyler DONOVAN
ROW 4	12	2:00.353 13 Daniel MERCER	11	2:00.161 78 Jamie THOMAS	10	1:58.971 55 Mindaugas STORPIRSTIS
ROW 3	9	1:58.306 60 David LANGLEY	8	1:58.145 31 Ryan TURNER	7	1:57.900 85 Ben WOOD
ROW 2	6	1:57.897 65 Peter BAKER	5	1:57.711 48 Aaron COLLINS	4	1:57.651 87 Dan CHAMBERLAIN
ROW 1	3	1:56.562 99 Steven BUTTERWORTH	2	1:56.124 80 Morgan CREASEY	1	1:55.075 5 Kieran SMITH

Pole

These results are provisional until the conclusion of any judicial and technical matters.

Snetterton 300: 2.9689 miles

Clerk Of Course:	Stewards:	Timekeeper:	
		<i>Craig Smith</i>	

Results can be found at www.tsl-timing.com

Printed - 08:51 Sunday, 01 September 2024





BMCRC - MRO Championships 2024 - Rnd 6 @ Snetterton 300

MRO Powerbikes inc Clubman 1000 & MRO Retro 1000 & Rookie 1000

RACE 4 - CLASSIFICATION

Race Distance: 7 Laps / 20.78 miles

POS	NO	CL	PIC	NAME	ENTRY	LAPS	TIME	GAP	DIFF	MPH	BEST	ON	GRD	↑↓
1	99	Ret_C	1	Steven BUTTERWORTH	Yamaha R1 -	7	13:39.143			91.33	1:54.845	7	3	2
2	5	Ret_N	1	Kieran SMITH	Suzuki GSXR 1000 K1 -	7	13:39.529	0.386	0.386	91.29	1:54.482	7	1	-1
3	48	C	1	Aaron COLLINS	BMW S1000RR - Precision installations	7	13:47.105	7.962	7.576	90.45	1:56.315	6	5	2
4	80	C	2	Morgan CREASEY	Honda FIREBLADE - Warics Ltd	7	13:47.268	8.125	0.163	90.43	1:55.731	4	2	-2
5	65		1	Peter BAKER	Kawasaki ZX10R - TJ & Peter Baker M/C. Dodfrey engineerir	7	13:49.082	9.939	1.814	90.24	1:56.637	4	6	1
6	87	R1000	1	Dan CHAMBERLAIN	Suzuki GSXR 750 -	7	13:50.978	11.835	1.896	90.03	1:57.103	4	4	-2
7	55	R1000	2	Mindaugas STORPIRSTIS	BMW S1000RR - ANR Tyres	7	14:00.756	21.613	9.778	88.98	1:57.828	2	10	3
8	60		2	David LANGLEY	Aprilia RSV4 - Pete's Plumbing & DL Racing	7	14:01.011	21.868	0.255	88.96	1:58.243	2	9	1
9	85	R1000	3	Ben WOOD	Yamaha R1 -	7	14:01.096	21.953	0.085	88.95	1:58.114	4	7	-2
10	19	Ret_C	2	Tyler DONOVAN	- Tinder Corp	7	14:18.623	39.480	17.527	87.13	2:01.201	2	13	3
11	78	Ret_C	3	Jamie THOMAS	Suzuki GSXR 1000 - Team RubyRacing	7	14:18.871	39.728	0.248	87.11	2:00.796	4	11	0
12	13	Ret_C	4	Daniel MERCER	Honda CBR1000RR - Merc&Co Racing, Apex2Apex promoti	7	14:21.853	42.710	2.982	86.80	2:00.542	5	12	0
13	123	C	3	James VINCER	Suzuki GSXR R - John Butcher Bros	7	14:29.436	50.293	7.583	86.05	2:02.234	7	17	4
14	46	C	4	Simon GATES	Yamaha YZF R1 - T.A Roden LTD / Canine Plus Hydro	7	14:30.406	51.263	0.970	85.95	2:02.197	7	14	0
15	152		3	Barry MANTELL	Kawaskai ZX10R - Swedish car connection	7	14:34.188	55.045	3.782	85.58	2:02.943	5	18	3
16	333		4	Andrew HOUGHTON	BMW S1000RR - Techoir	7	14:37.647	58.504	3.459	85.24	2:03.029	6	15	-1
17	627	R1000	4	Dean MILLER	Kawazaki ZX10R - Tiny Racing	7	14:40.126	1:00.983	2.479	85.00	2:02.881	5	19	2
18	222	C	5	Toby TRUNDLE	Aprilia RSV4 1000 RF - Harris Motorcycles / A. Harland Race	7	14:44.513	1:05.370	4.387	84.58	2:03.353	7	21	3
19	14	R1000	5	Alex YIANNI	BMW S1000 RR - Airpack 2000 Racing/Almig Compressors	7	14:48.093	1:08.950	3.580	84.24	2:04.568	6	22	3
20	666	R1000	6	Nathan THOMPSON	BMW S1000RR - Flirtz lap dancing club	7	14:52.052	1:12.909	3.959	83.87	2:03.402	6	20	0
21	4	Ret_C	5	Hayden KILLWORTH	Suzuki GSXR 1000 - GreenPlantUK - H11xy - Helmet City	7	14:52.916	1:13.773	0.864	83.78	2:04.958	4	30	9
22	169	Ret_C	6	Cory SMITH	-	7	15:01.256	1:22.113	8.340	83.01	2:05.864	4	26	4
23	29	R1000	7	Luke MORGAN	Suzuki GSXR 750 -	6	14:05.596	1 Lap	1 Lap	75.83	2:18.195	4	24	1

NOT CLASSIFIED

DNF	7	C		Seb JENKINS	Yamaha YZF-R1 - TBR Performance	3	6:22.655	4 Laps	3 Laps	83.79	2:04.207	3	16	
DNF	31	C		Ryan TURNER	Kawasaki ZX10R - RT Utilities	1	2:06.812	6 Laps	2 Laps	84.28			8	
DNF	66			Stephen HARVEY	Kawasaki ZX10 -	0							23	

FASTEST LAP

5	Ret_N			Kieran SMITH	Suzuki GSXR 1000 K1 -	7	1:54.482		93.36 mph		150.24 kph			
99	Ret_C			Steven BUTTERWORTH	Yamaha R1 -	7	1:54.845		93.06 mph		149.77 kph			
80	C			Morgan CREASEY	Honda FIREBLADE - Warics Ltd	4	1:55.731		92.35 mph		148.62 kph			
65				Peter BAKER	Kawasaki ZX10R - TJ & Peter Baker M/C. Dodfrey engineerir	4	1:56.637		91.63 mph		147.47 kph			
87	R1000			Dan CHAMBERLAIN	Suzuki GSXR 750 -	4	1:57.103		91.27 mph		146.88 kph			

Comments:

Class Ret_C - 92.5% of Race Speed = 84.48 mph
 Class Ret_N - 92.5% of Race Speed = 84.44 mph
 Class C - 92.5% of Race Speed = 83.66 mph
 Class - 92.5% of Race Speed = 83.47 mph
 Class R1000 - 92.5% of Race Speed = 83.27 mph

Weather / Track : Cloudy / Dry

Date: 01/09/2024 Start: 10:41 Finish: 10:54
Snetterton 300: 2.9689 miles

These results are provisional until the conclusion of any judicial and technical matters.

Clerk Of Course:	Stewards:	Timekeeper:	<i>Craig Smith</i>	
------------------	-----------	-------------	--------------------	--

Results can be found at www.tsl-timing.com

Printed - 10:59 Sunday, 01 September 2024



BMCRC - MRO Championships 2024 - Rnd 6 @ Snetterton 300

MRO Powerbikes inc Clubman 1000 & MRO Retro 1000 & Rookie 1000

RACE 4 - LAP CHART

LAP 1 @ 10:43:04.133

NO	BEHIND	LAP TIME
5		2:03.285
80	0.073	2:03.358
99	0.664	2:03.949
87	0.911	2:04.196
48	1.315	2:04.600
65	1.831	2:05.116
60	2.351	2:05.636
55	3.345	2:06.630
85	3.490	2:06.775
31	3.527	2:06.812
19	5.519	2:08.804
46	6.645	2:09.930
78	6.771	2:10.056
7	7.522	2:10.807
123	8.067	2:11.352
13	8.632	2:11.917
152	8.815	2:12.100
627	10.625	2:13.910
14	11.188	2:14.473
333	11.292	2:14.577
222	11.925	2:15.210
169	12.822	2:16.107
666	13.797	2:17.082
4	14.542	2:17.827
29	25.906	2:29.191

LAP 2 @ 10:45:01.844

NO	BEHIND	LAP TIME
99		1:57.047
80	0.023	1:57.661
5	0.138	1:57.849
87	0.448	1:57.248
48	1.230	1:57.626
65	1.387	1:57.267
60	2.883	1:58.243
55	3.462	1:57.828
85	4.741	1:58.962
19	9.009	2:01.201
78	10.869	2:01.809
46	12.728	2:03.794
123	13.222	2:02.866
13	13.537	2:02.616
152	14.093	2:02.989
7	17.452	2:07.641
627	18.009	2:05.095
333	18.297	2:04.716
14	20.402	2:06.925
222	21.041	2:06.827
169	22.536	2:07.425
666	23.085	2:06.999
4	23.425	2:06.594
29	48.939	2:20.744

LAP 3 @ 10:46:58.229

NO	BEHIND	LAP TIME
99		1:56.385
80	0.229	1:56.591
5	0.814	1:57.061
87	1.583	1:57.520
65	1.645	1:56.643
48	2.115	1:57.270
60	5.186	1:58.688

55	5.473	1:58.396
85	7.280	1:58.924
19	14.123	2:01.499
78	15.755	2:01.271
46	19.631	2:03.288
13	20.633	2:03.481
123	21.017	2:04.180
152	21.278	2:03.570
7	25.274	2:04.207
333	26.341	2:04.429
627	26.841	2:05.217
14	29.868	2:05.851
222	30.131	2:05.475
666	32.620	2:05.920
4	33.886	2:06.846
169	35.128	2:08.977
29	1:11.775	2:19.221

LAP 4 @ 10:48:54.013

NO	BEHIND	LAP TIME
99		1:55.784
80	0.176	1:55.731
5	0.597	1:55.567
65	2.498	1:56.637
87	2.902	1:57.103
48	3.046	1:56.715
55	9.315	1:59.626
60	9.522	2:00.120
85	9.610	1:58.114
19	19.890	2:01.551
78	20.767	2:00.796
13	25.987	2:01.138
46	27.635	2:03.788
123	28.109	2:02.876
152	29.275	2:03.781
333	34.539	2:03.982
627	35.577	2:04.520
222	39.280	2:04.933
14	40.378	2:06.294
4	43.060	2:04.958
666	44.529	2:07.693
169	45.208	2:05.864
29	1:34.186	2:18.195

LAP 5 @ 10:50:49.238

NO	BEHIND	LAP TIME
99		1:55.225
5	0.469	1:55.097
65	5.006	1:57.733
87	5.215	1:57.538
48	5.240	1:57.419
80	5.950	2:00.999
55	12.820	1:58.730
60	13.325	1:59.028
85	13.431	1:59.046
19	26.695	2:02.030
78	27.128	2:01.586
13	31.304	2:00.542
123	35.519	2:02.635
46	36.681	2:04.271
152	36.993	2:02.943
333	42.481	2:03.167
627	43.233	2:02.881
222	48.779	2:04.724
14	50.364	2:05.211

4	53.085	2:05.250
666	53.558	2:04.254
169	56.599	2:06.616

LAP 6 @ 10:52:45.146

NO	BEHIND	LAP TIME
99		1:55.908
5	0.749	1:56.188
29	1 Lap	2:18.822
48	5.647	1:56.315
80	6.433	1:56.391
65	7.253	1:58.155
87	7.824	1:58.517
55	17.252	2:00.340
60	17.730	2:00.313
85	17.957	2:00.434
19	32.672	2:01.885
78	33.104	2:01.884
13	36.290	2:00.894
123	42.904	2:03.293
46	43.911	2:03.138
152	45.156	2:04.071
333	49.602	2:03.029
627	51.264	2:03.939
222	56.862	2:03.991
14	59.024	2:04.568
666	1:01.052	2:03.402
4	1:03.005	2:05.828
169	1:07.354	2:06.663

LAP 7 @ 10:54:39.991

NO	BEHIND	LAP TIME
99		1:54.845
5	0.386	1:54.482
48	7.962	1:57.160
80	8.125	1:56.537
65	9.939	1:57.531
87	11.835	1:58.856
55	21.613	1:59.206
60	21.868	1:58.983
85	21.953	1:58.841
29	1 Lap	2:19.423
19	39.480	2:01.653
78	39.728	2:01.469
13	42.710	2:01.265
123	50.293	2:02.234
46	51.263	2:02.197
152	55.045	2:04.734
333	58.504	2:03.747
627	1:00.983	2:04.564
222	1:05.370	2:03.353
14	1:08.950	2:04.771
666	1:12.909	2:06.702
4	1:13.773	2:05.613
169	1:22.113	2:09.604

BMCRC - MRO Championships 2024 - Rnd 6 @ Snetterton 300

MRO Powerbikes inc Clubman 1000 & MRO Retro 1000 & Rookie 1000

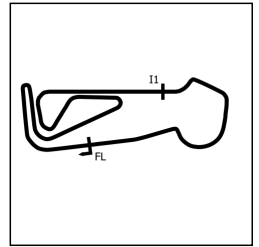
RACE 4 - POSITION CHART

No	Name	Lap Pos	Lap							
			1	2	3	4	5	6	7	
5	SMITH	1	5	99	99	99	99	99	99	99
80	CREASEY	2	80	80	80	80	5	5	5	
99	BUTTERWORTH	3	99	5	5	5	65	48	48	
87	CHAMBERLAIN	4	87	87	87	65	87	80	80	
48	COLLINS	5	48	48	65	87	48	65	65	
65	BAKER	6	65	65	48	48	80	87	87	
85	WOOD	7	60	60	60	55	55	55	55	
31	TURNER	8	55	55	55	60	60	60	60	
60	LANGLEY	9	85	85	85	85	85	85	85	
55	STORPIRSTIS	10	31	19	19	19	19	19	19	
78	THOMAS	11	19	78	78	78	78	78	78	
13	MERCER	12	46	46	46	13	13	13	13	
19	DONOVAN	13	78	123	13	46	123	123	123	
46	GATES	14	7	13	123	123	46	46	46	
333	HOUGHTON	15	123	152	152	152	152	152	152	
7	JENKINS	16	13	7	7	333	333	333	333	
123	VINCER	17	152	627	333	627	627	627	627	
152	MANTELL	18	627	333	627	222	222	222	222	
627	MILLER	19	14	14	14	14	14	14	14	
666	THOMPSON	20	333	222	222	4	4	666	666	
222	TRUNDLE	21	222	169	666	666	666	4	4	
14	YIANNI	22	169	666	4	169	169	169	169	
66	HARVEY	23	666	4	169	29	29	29		
29	MORGAN	24	4	29	29					
169	SMITH	25	29							
4	KILLWORTH	26								

BMCRC - MRO Championships 2024 - Rnd 6 @ Snetterton 300

MRO Powerbikes inc Clubman 1000 & MRO Retro 1000 & Rookie 1000

RACE 4 - SECTOR ANALYSIS



SECTOR 1 = FL to I1, SECTOR 2 = I1 to FL, DIFF = Difference To Personal Best Lap, P = Crossed Finish Line in Pit Lane, D = Time Disallowed

P1 99 Ret_C Steven BUTTERWORTH		Yamaha R1 -				
IDEAL LAP TIME : 1:54.845		BEST LAP TIME : 1:54.845		DIFFERENCE : 0.000		
LAP	SECTOR 1	SECTOR 2	LAP TIME	MPH	DIFF	TIME OF DAY
1 -		39.190	2:03.949	86.22	9.104	10:43:04.797
2 -	1:18.243	38.804	1:57.047	91.31	2.202	10:45:01.844
3 -	1:18.118	38.267	1:56.385	91.83	1.540	10:46:58.229
4 -	1:17.587	38.197	1:55.784 (3)	92.31	0.939	10:48:54.013
5 -	1:17.211	38.014	1:55.225 (2)	92.75	0.380	10:50:49.238
6 -	1:17.367	38.541	1:55.908	92.21	1.063	10:52:45.146
7 -	1:16.988	37.857	1:54.845 (1)	93.06		10:54:39.991

P2 5 Ret_N Kieran SMITH		Suzuki GSXR 1000 K1 -				
IDEAL LAP TIME : 1:54.482		BEST LAP TIME : 1:54.482		DIFFERENCE : 0.000		
LAP	SECTOR 1	SECTOR 2	LAP TIME	MPH	DIFF	TIME OF DAY
1 -		38.829	2:03.285	86.69	8.803	10:43:04.133
2 -	1:19.084	38.765	1:57.849	90.69	3.367	10:45:01.982
3 -	1:18.164	38.897	1:57.061	91.30	2.579	10:46:59.043
4 -	1:17.183	38.384	1:55.567 (3)	92.48	1.085	10:48:54.610
5 -	1:16.961	38.136	1:55.097 (2)	92.86	0.615	10:50:49.707
6 -	1:17.131	39.057	1:56.188	91.98	1.706	10:52:45.895
7 -	1:16.662	37.820	1:54.482 (1)	93.36		10:54:40.377

P3 48 C Aaron COLLINS		BMW S1000RR - Precision installations				
IDEAL LAP TIME : 1:56.263		BEST LAP TIME : 1:56.315		DIFFERENCE : 0.052		
LAP	SECTOR 1	SECTOR 2	LAP TIME	MPH	DIFF	TIME OF DAY
1 -		39.398	2:04.600	85.77	8.285	10:43:05.448
2 -	1:18.281	39.345	1:57.626	90.86	1.311	10:45:03.074
3 -	1:18.349	38.921	1:57.270	91.14	0.955	10:47:00.344
4 -	1:17.886	38.829	1:56.715 (2)	91.57	0.400	10:48:57.059
5 -	1:18.290	39.129	1:57.419	91.02	1.104	10:50:54.478
6 -	1:17.434	38.881	1:56.315 (1)	91.88		10:52:50.793
7 -	1:18.028	39.132	1:57.160 (3)	91.22	0.845	10:54:47.953

P4 80 C Morgan CREASEY		Honda FIREBLADE - Warics Ltd				
IDEAL LAP TIME : 1:55.565		BEST LAP TIME : 1:55.731		DIFFERENCE : 0.166		
LAP	SECTOR 1	SECTOR 2	LAP TIME	MPH	DIFF	TIME OF DAY
1 -		39.396	2:03.358	86.64	7.627	10:43:04.206
2 -	1:18.203	39.458	1:57.661	90.83	1.930	10:45:01.867
3 -	1:18.145	38.446	1:56.591	91.67	0.860	10:46:58.458
4 -	1:17.357	38.374	1:55.731 (1)	92.35		10:48:54.189
5 -	1:22.430	38.569	2:00.999	88.33	5.268	10:50:55.188
6 -	1:17.575	38.816	1:56.391 (2)	91.82	0.660	10:52:51.579
7 -	1:18.329	38.208	1:56.537 (3)	91.71	0.806	10:54:48.116

P5 65 Peter BAKER		Kawasaki ZX10R - TJ & Peter Baker M/C. Dodfrey engineering				
IDEAL LAP TIME : 1:56.384		BEST LAP TIME : 1:56.637		DIFFERENCE : 0.253		
LAP	SECTOR 1	SECTOR 2	LAP TIME	MPH	DIFF	TIME OF DAY
1 -		39.236	2:05.116	85.42	8.479	10:43:05.964
2 -	1:18.460	38.807	1:57.267 (3)	91.14	0.630	10:45:03.231
3 -	1:17.750	38.893	1:56.643 (2)	91.63	0.006	10:46:59.874
4 -	1:17.577	39.060	1:56.637 (1)	91.63		10:48:56.511
5 -	1:18.272	39.461	1:57.733	90.78	1.096	10:50:54.244
6 -	1:18.557	39.598	1:58.155	90.45	1.518	10:52:52.399
7 -	1:18.028	39.503	1:57.531	90.93	0.894	10:54:49.930

BMCRC - MRO Championships 2024 - Rnd 6 @ Snetterton 300

MRO Powerbikes inc Clubman 1000 & MRO Retro 1000 & Rookie 1000

RACE 4 - SECTOR ANALYSIS



SECTOR 1 = FL to I1, SECTOR 2 = I1 to FL, DIFF = Difference To Personal Best Lap, P = Crossed Finish Line in Pit Lane, D = Time Disallowed

P6 87 R1000 Dan CHAMBERLAIN		Suzuki GSXR 750 -				
IDEAL LAP TIME : 1:57.080		BEST LAP TIME : 1:57.103		DIFFERENCE : 0.023		
LAP	SECTOR 1	SECTOR 2	LAP TIME	MPH	DIFF	TIME OF DAY
1 -		39.305	2:04.196	86.05	7.093	10:43:05.044
2 -	1:18.252	38.996	1:57.248 (2)	91.15	0.145	10:45:02.292
3 -	1:18.568	38.952	1:57.520 (3)	90.94	0.417	10:46:59.812
4 -	1:18.275	38.828	1:57.103 (1)	91.27		10:48:56.915
5 -	1:18.413	39.125	1:57.538	90.93	0.435	10:50:54.453
6 -	1:19.194	39.323	1:58.517	90.18	1.414	10:52:52.970
7 -	1:19.070	39.786	1:58.856	89.92	1.753	10:54:51.826

P7 55 R1000 Mindaugas STORPIRSTIS		BMW S1000RR - ANR Tyres				
IDEAL LAP TIME : 1:57.791		BEST LAP TIME : 1:57.828		DIFFERENCE : 0.037		
LAP	SECTOR 1	SECTOR 2	LAP TIME	MPH	DIFF	TIME OF DAY
1 -		39.850	2:06.630	84.40	8.802	10:43:07.478
2 -	1:18.224	39.604	1:57.828 (1)	90.70		10:45:05.306
3 -	1:18.829	39.567	1:58.396 (2)	90.27	0.568	10:47:03.702
4 -	1:19.541	40.085	1:59.626	89.34	1.798	10:49:03.328
5 -	1:18.910	39.820	1:58.730 (3)	90.02	0.902	10:51:02.058
6 -	1:20.537	39.803	2:00.340	88.81	2.512	10:53:02.398
7 -	1:18.722	40.484	1:59.206	89.66	1.378	10:55:01.604

P8 60 David LANGLEY		Aprilia RSV4 - Pete's Plumbing & DL Racing				
IDEAL LAP TIME : 1:58.065		BEST LAP TIME : 1:58.243		DIFFERENCE : 0.178		
LAP	SECTOR 1	SECTOR 2	LAP TIME	MPH	DIFF	TIME OF DAY
1 -		39.564	2:05.636	85.07	7.393	10:43:06.484
2 -	1:18.749	39.494	1:58.243 (1)	90.39		10:45:04.727
3 -	1:18.704	39.984	1:58.688 (2)	90.05	0.445	10:47:03.415
4 -	1:20.376	39.744	2:00.120	88.97	1.877	10:49:03.535
5 -	1:19.667	39.361	1:59.028	89.79	0.785	10:51:02.563
6 -	1:20.190	40.123	2:00.313	88.83	2.070	10:53:02.876
7 -	1:19.016	39.967	1:58.983 (3)	89.82	0.740	10:55:01.859

P9 85 R1000 Ben WOOD		Yamaha R1 -				
IDEAL LAP TIME : 1:57.910		BEST LAP TIME : 1:58.114		DIFFERENCE : 0.204		
LAP	SECTOR 1	SECTOR 2	LAP TIME	MPH	DIFF	TIME OF DAY
1 -		40.398	2:06.775	84.30	8.661	10:43:07.623
2 -	1:18.580	40.382	1:58.962	89.84	0.848	10:45:06.585
3 -	1:19.548	39.376	1:58.924 (3)	89.87	0.810	10:47:05.509
4 -	1:18.534	39.580	1:58.114 (1)	90.48		10:49:03.623
5 -	1:19.622	39.424	1:59.046	89.78	0.932	10:51:02.669
6 -	1:20.326	40.108	2:00.434	88.74	2.320	10:53:03.103
7 -	1:19.005	39.836	1:58.841 (2)	89.93	0.727	10:55:01.944

P10 19 Ret_C Tyler DONOVAN		- Tinder Corp				
IDEAL LAP TIME : 2:00.969		BEST LAP TIME : 2:01.201		DIFFERENCE : 0.232		
LAP	SECTOR 1	SECTOR 2	LAP TIME	MPH	DIFF	TIME OF DAY
1 -		40.589	2:08.804	82.97	7.603	10:43:09.652
2 -	1:21.194	40.007	2:01.201 (1)	88.18		10:45:10.853
3 -	1:21.413	40.086	2:01.499 (2)	87.96	0.298	10:47:12.352
4 -	1:20.962	40.589	2:01.551 (3)	87.93	0.350	10:49:13.903
5 -	1:21.032	40.998	2:02.030	87.58	0.829	10:51:15.933
6 -	1:21.437	40.448	2:01.885	87.68	0.684	10:53:17.818
7 -	1:21.125	40.528	2:01.653	87.85	0.452	10:55:19.471

BMCRC - MRO Championships 2024 - Rnd 6 @ Snetterton 300

MRO Powerbikes inc Clubman 1000 & MRO Retro 1000 & Rookie 1000

RACE 4 - SECTOR ANALYSIS



SECTOR 1 = FL to I1, SECTOR 2 = I1 to FL, DIFF = Difference To Personal Best Lap, P = Crossed Finish Line in Pit Lane, D = Time Disallowed

P11 78 Ret_C Jamie THOMAS		Suzuki GSXR 1000 - Team RubyRacing				
IDEAL LAP TIME : 2:00.581		BEST LAP TIME : 2:00.796		DIFFERENCE : 0.215		
LAP	SECTOR 1	SECTOR 2	LAP TIME	MPH	DIFF	TIME OF DAY
1 -		40.587	2:10.056	82.18	9.260	10:43:10.904
2 -	1:21.498	40.311	2:01.809	87.74	1.013	10:45:12.713
3 -	1:20.841	40.430	2:01.271 (2)	88.13	0.475	10:47:13.984
4 -	1:20.726	40.070	2:00.796 (1)	88.48		10:49:14.780
5 -	1:20.511	41.075	2:01.586	87.90	0.790	10:51:16.366
6 -	1:21.476	40.408	2:01.884	87.69	1.088	10:53:18.250
7 -	1:21.133	40.336	2:01.469 (3)	87.99	0.673	10:55:19.719

P12 13 Ret_C Daniel MERCER		Honda CBR1000RR - Merc&Co Racing, Apex2Apex promotions				
IDEAL LAP TIME : 2:00.542		BEST LAP TIME : 2:00.542		DIFFERENCE : 0.000		
LAP	SECTOR 1	SECTOR 2	LAP TIME	MPH	DIFF	TIME OF DAY
1 -		41.312	2:11.917	81.02	11.375	10:43:12.765
2 -	1:21.603	41.013	2:02.616	87.16	2.074	10:45:15.381
3 -	1:22.183	41.298	2:03.481	86.55	2.939	10:47:18.862
4 -	1:21.093	40.045	2:01.138 (3)	88.23	0.596	10:49:20.000
5 -	1:20.551	39.991	2:00.542 (1)	88.66		10:51:20.542
6 -	1:20.837	40.057	2:00.894 (2)	88.40	0.352	10:53:21.436
7 -	1:21.175	40.090	2:01.265	88.13	0.723	10:55:22.701

P13 123 C James VINCER		Suzuki GSXR R - John Butcher Bros				
IDEAL LAP TIME : 2:02.210		BEST LAP TIME : 2:02.234		DIFFERENCE : 0.024		
LAP	SECTOR 1	SECTOR 2	LAP TIME	MPH	DIFF	TIME OF DAY
1 -		41.239	2:11.352	81.36	9.118	10:43:12.200
2 -	1:21.511	41.355	2:02.866 (3)	86.98	0.632	10:45:15.066
3 -	1:22.336	41.844	2:04.180	86.06	1.946	10:47:19.246
4 -	1:21.833	41.043	2:02.876	86.98	0.642	10:49:22.122
5 -	1:21.626	41.009	2:02.635 (2)	87.15	0.401	10:51:24.757
6 -	1:21.978	41.315	2:03.293	86.68	1.059	10:53:28.050
7 -	1:21.535	40.699	2:02.234 (1)	87.43		10:55:30.284

P14 46 C Simon GATES		Yamaha YZF R1 - T.A Roden LTD / Canine Plus Hydro				
IDEAL LAP TIME : 2:02.197		BEST LAP TIME : 2:02.197		DIFFERENCE : 0.000		
LAP	SECTOR 1	SECTOR 2	LAP TIME	MPH	DIFF	TIME OF DAY
1 -		41.012	2:09.930	82.25	7.733	10:43:10.778
2 -	1:22.475	41.319	2:03.794	86.33	1.597	10:45:14.572
3 -	1:21.968	41.320	2:03.288 (3)	86.69	1.091	10:47:17.860
4 -	1:22.119	41.669	2:03.788	86.34	1.591	10:49:21.648
5 -	1:22.706	41.565	2:04.271	86.00	2.074	10:51:25.919
6 -	1:22.171	40.967	2:03.138 (2)	86.79	0.941	10:53:29.057
7 -	1:21.439	40.758	2:02.197 (1)	87.46		10:55:31.254

P15 152 Barry MANTELL		Kawaskai ZX10R - Swedish car connection				
IDEAL LAP TIME : 2:02.754		BEST LAP TIME : 2:02.943		DIFFERENCE : 0.189		
LAP	SECTOR 1	SECTOR 2	LAP TIME	MPH	DIFF	TIME OF DAY
1 -		41.325	2:12.100	80.90	9.157	10:43:12.948
2 -	1:22.221	40.768	2:02.989 (2)	86.90	0.046	10:45:15.937
3 -	1:22.238	41.332	2:03.570 (3)	86.49	0.627	10:47:19.507
4 -	1:22.617	41.164	2:03.781	86.34	0.838	10:49:23.288
5 -	1:21.986	40.957	2:02.943 (1)	86.93		10:51:26.231
6 -	1:23.051	41.020	2:04.071	86.14	1.128	10:53:30.302
7 -	1:22.927	41.807	2:04.734	85.68	1.791	10:55:35.036

BMCRC - MRO Championships 2024 - Rnd 6 @ Snetterton 300

MRO Powerbikes inc Clubman 1000 & MRO Retro 1000 & Rookie 1000

RACE 4 - SECTOR ANALYSIS



SECTOR 1 = FL to I1, SECTOR 2 = I1 to FL, DIFF = Difference To Personal Best Lap, P = Crossed Finish Line in Pit Lane, D = Time Disallowed

P16 333		Andrew HOUGHTON		BMW S1000RR - Techoir		
IDEAL LAP TIME : 2:02.861		BEST LAP TIME : 2:03.029		DIFFERENCE : 0.168		
LAP	SECTOR 1	SECTOR 2	LAP TIME	MPH	DIFF	TIME OF DAY
1 -		41.972	2:14.577	79.41	11.548	10:43:15.425
2 -	1:23.324	41.392	2:04.716	85.69	1.687	10:45:20.141
3 -	1:23.035	41.394	2:04.429	85.89	1.400	10:47:24.570
4 -	1:23.052	40.930	2:03.982	86.20	0.953	10:49:28.552
5 -	1:22.115	41.052	2:03.167 (2)	86.77	0.138	10:51:31.719
6 -	1:22.283	40.746	2:03.029 (1)	86.87		10:53:34.748
7 -	1:22.500	41.247	2:03.747 (3)	86.37	0.718	10:55:38.495

P17 627 R1000		Dean MILLER		Kawazaki ZX10R - Tiny Racing		
IDEAL LAP TIME : 2:02.881		BEST LAP TIME : 2:02.881		DIFFERENCE : 0.000		
LAP	SECTOR 1	SECTOR 2	LAP TIME	MPH	DIFF	TIME OF DAY
1 -		41.908	2:13.910	79.81	11.029	10:43:14.758
2 -	1:22.789	42.306	2:05.095	85.43	2.214	10:45:19.853
3 -	1:22.645	42.572	2:05.217	85.35	2.336	10:47:25.070
4 -	1:22.943	41.577	2:04.520 (3)	85.83	1.639	10:49:29.590
5 -	1:21.725	41.156	2:02.881 (1)	86.97		10:51:32.471
6 -	1:21.999	41.940	2:03.939 (2)	86.23	1.058	10:53:36.410
7 -	1:21.745	42.819	2:04.564	85.80	1.683	10:55:40.974

P18 222 C		Toby TRUNDLE		Aprilia RSV4 1000 RF - Harris Motorcycles / A. Harland Race Se		
IDEAL LAP TIME : 2:03.353		BEST LAP TIME : 2:03.353		DIFFERENCE : 0.000		
LAP	SECTOR 1	SECTOR 2	LAP TIME	MPH	DIFF	TIME OF DAY
1 -		41.883	2:15.210	79.04	11.857	10:43:16.058
2 -	1:24.767	42.060	2:06.827	84.27	3.474	10:45:22.885
3 -	1:23.643	41.832	2:05.475	85.18	2.122	10:47:28.360
4 -	1:23.014	41.919	2:04.933	85.55	1.580	10:49:33.293
5 -	1:23.251	41.473	2:04.724 (3)	85.69	1.371	10:51:38.017
6 -	1:22.566	41.425	2:03.991 (2)	86.20	0.638	10:53:42.008
7 -	1:22.084	41.269	2:03.353 (1)	86.64		10:55:45.361

P19 14 R1000		Alex YIANNI		BMW S1000 RR - Airpack 2000 Racing/Almig Compressors		
IDEAL LAP TIME : 2:04.080		BEST LAP TIME : 2:04.568		DIFFERENCE : 0.488		
LAP	SECTOR 1	SECTOR 2	LAP TIME	MPH	DIFF	TIME OF DAY
1 -		42.546	2:14.473	79.48	9.905	10:43:15.321
2 -	1:24.894	42.031	2:06.925	84.20	2.357	10:45:22.246
3 -	1:23.560	42.291	2:05.851	84.92	1.283	10:47:28.097
4 -	1:24.087	42.207	2:06.294	84.62	1.726	10:49:34.391
5 -	1:23.279	41.932	2:05.211 (3)	85.36	0.643	10:51:39.602
6 -	1:22.936	41.632	2:04.568 (1)	85.80		10:53:44.170
7 -	1:22.448	42.323	2:04.771 (2)	85.66	0.203	10:55:48.941

P20 666 R1000		Nathan THOMPSON		BMW S1000RR - Flirtz lap dancing club		
IDEAL LAP TIME : 2:03.402		BEST LAP TIME : 2:03.402		DIFFERENCE : 0.000		
LAP	SECTOR 1	SECTOR 2	LAP TIME	MPH	DIFF	TIME OF DAY
1 -		42.766	2:17.082	77.96	13.680	10:43:17.930
2 -	1:24.254	42.745	2:06.999	84.15	3.597	10:45:24.929
3 -	1:23.443	42.477	2:05.920 (3)	84.87	2.518	10:47:30.849
4 -	1:24.949	42.744	2:07.693	83.70	4.291	10:49:38.542
5 -	1:22.322	41.932	2:04.254 (2)	86.01	0.852	10:51:42.796
6 -	1:21.605	41.797	2:03.402 (1)	86.61		10:53:46.198
7 -	1:23.664	43.038	2:06.702	84.35	3.300	10:55:52.900

BMCRC - MRO Championships 2024 - Rnd 6 @ Snetterton 300

MRO Powerbikes inc Clubman 1000 & MRO Retro 1000 & Rookie 1000

RACE 4 - SECTOR ANALYSIS



SECTOR 1 = FL to I1, SECTOR 2 = I1 to FL, DIFF = Difference To Personal Best Lap, P = Crossed Finish Line in Pit Lane, D = Time Disallowed

P21		4 Ret_C Hayden KILLWORTH		Suzuki GSXR 1000 - GreenPlantUK - H11xy - Helmet City		
IDEAL LAP TIME : 2:04.880		BEST LAP TIME : 2:04.958		DIFFERENCE : 0.078		
LAP	SECTOR 1	SECTOR 2	LAP TIME	MPH	DIFF	TIME OF DAY
1 -		42.258	2:17.827	77.54	12.869	10:43:18.675
2 -	1:24.379	42.215	2:06.594	84.42	1.636	10:45:25.269
3 -	1:24.345	42.501	2:06.846	84.26	1.888	10:47:32.115
4 -	1:23.268	41.690	2:04.958 (1)	85.53		10:49:37.073
5 -	1:23.460	41.790	2:05.250 (2)	85.33	0.292	10:51:42.323
6 -	1:24.216	41.612	2:05.828	84.94	0.870	10:53:48.151
7 -	1:23.847	41.766	2:05.613 (3)	85.08	0.655	10:55:53.764

P22		169 Ret_C Cory SMITH		-		
IDEAL LAP TIME : 2:05.864		BEST LAP TIME : 2:05.864		DIFFERENCE : 0.000		
LAP	SECTOR 1	SECTOR 2	LAP TIME	MPH	DIFF	TIME OF DAY
1 -		42.015	2:16.107	78.52	10.243	10:43:16.955
2 -	1:24.597	42.828	2:07.425	83.87	1.561	10:45:24.380
3 -	1:25.063	43.914	2:08.977	82.86	3.113	10:47:33.357
4 -	1:23.983	41.881	2:05.864 (1)	84.91		10:49:39.221
5 -	1:24.133	42.483	2:06.616 (2)	84.41	0.752	10:51:45.837
6 -	1:24.251	42.412	2:06.663 (3)	84.38	0.799	10:53:52.500
7 -	1:24.882	44.722	2:09.604	82.46	3.740	10:56:02.104

P23		29 R1000 Luke MORGAN		Suzuki GSXR 750 -		
IDEAL LAP TIME : 2:18.195		BEST LAP TIME : 2:18.195		DIFFERENCE : 0.000		
LAP	SECTOR 1	SECTOR 2	LAP TIME	MPH	DIFF	TIME OF DAY
1 -		48.938	2:29.191	71.64	10.996	10:43:30.039
2 -	1:32.585	48.159	2:20.744	75.93	2.549	10:45:50.783
3 -	1:31.995	47.226	2:19.221 (3)	76.77	1.026	10:48:10.004
4 -	1:31.068	47.127	2:18.195 (1)	77.34		10:50:28.199
5 -	1:31.258	47.564	2:18.822 (2)	76.99	0.627	10:52:47.021
6 -	1:31.600	47.823	2:19.423	76.65	1.228	10:55:06.444

P24		7 C Seb JENKINS		Yamaha YZF-R1 - TBR Performance		
IDEAL LAP TIME : 2:03.031		BEST LAP TIME : 2:04.207		DIFFERENCE : 1.176		
LAP	SECTOR 1	SECTOR 2	LAP TIME	MPH	DIFF	TIME OF DAY
1 -		41.460	2:10.807	81.70	6.600	10:43:11.655
2 -	1:21.571	46.070	2:07.641 (2)	83.73	3.434	10:45:19.296
3 -	1:22.431	41.776	2:04.207 (1)	86.05		10:47:23.503

P25		31 C Ryan TURNER		Kawasaki ZX10R - RT Utilities		
IDEAL LAP TIME :		BEST LAP TIME :		DIFFERENCE :		
LAP	SECTOR 1	SECTOR 2	LAP TIME	MPH	DIFF	TIME OF DAY
1 -		39.519	2:06.812	84.28		10:43:07.660

BMCRC - MRO Championships 2024 - Rnd 6 @ Snetterton 300

MRO Powerbikes inc Clubman 1000 & MRO Retro 1000 & Rookie 1000

RACE 4 - BEST SECTORS

SECTOR 1			SECTOR 2			IDEAL / BEST COMPARISON						
POS	NO	NAME	TIME	NO	NAME	TIME	POS	NO	NAME	IDEAL	BEST	DIFF
									PERFECT LAP	1:54.482		
1	5	SMITH	1:16.662	5	SMITH	37.820	1	5	SMITH	1:54.482	1:54.482	0.000
2	99	BUTTERWORTH	1:16.988	99	BUTTERWORTH	37.857	2	99	BUTTERWORTH	1:54.845	1:54.845	0.000
3	80	CREASEY	1:17.357	80	CREASEY	38.208	3	80	CREASEY	1:55.565	1:55.731	0.166
4	48	COLLINS	1:17.434	65	BAKER	38.807	4	48	COLLINS	1:56.263	1:56.315	0.052
5	65	BAKER	1:17.577	87	CHAMBERLAIN	38.828	5	65	BAKER	1:56.384	1:56.637	0.253
6	55	STORPIRSTIS	1:18.224	48	COLLINS	38.829	6	87	CHAMBERLAIN	1:57.080	1:57.103	0.023
7	87	CHAMBERLAIN	1:18.252	60	LANGLEY	39.361	7	55	STORPIRSTIS	1:57.791	1:57.828	0.037
8	85	WOOD	1:18.534	85	WOOD	39.376	8	85	WOOD	1:57.910	1:58.114	0.204
9	60	LANGLEY	1:18.704	31	TURNER	39.519	9	60	LANGLEY	1:58.065	1:58.243	0.178
10	78	THOMAS	1:20.511	55	STORPIRSTIS	39.567	10	13	MERCER	2:00.542	2:00.542	0.000
11	13	MERCER	1:20.551	13	MERCER	39.991	11	78	THOMAS	2:00.581	2:00.796	0.215
12	19	DONOVAN	1:20.962	19	DONOVAN	40.007	12	19	DONOVAN	2:00.969	2:01.201	0.232
13	46	GATES	1:21.439	78	THOMAS	40.070	13	46	GATES	2:02.197	2:02.197	0.000
14	123	VINCER	1:21.511	123	VINCER	40.699	14	123	VINCER	2:02.210	2:02.234	0.024
15	7	JENKINS	1:21.571	333	HOUGHTON	40.746	15	152	MANTELL	2:02.754	2:02.943	0.189
16	666	THOMPSON	1:21.605	46	GATES	40.758	16	333	HOUGHTON	2:02.861	2:03.029	0.168
17	627	MILLER	1:21.725	152	MANTELL	40.768	17	627	MILLER	2:02.881	2:02.881	0.000
18	152	MANTELL	1:21.986	627	MILLER	41.156	18	7	JENKINS	2:03.031	2:04.207	1.176
19	222	TRUNDLE	1:22.084	222	TRUNDLE	41.269	19	222	TRUNDLE	2:03.353	2:03.353	0.000
20	333	HOUGHTON	1:22.115	7	JENKINS	41.460	20	666	THOMPSON	2:03.402	2:03.402	0.000
21	14	YIANNI	1:22.448	4	KILLWORTH	41.612	21	14	YIANNI	2:04.080	2:04.568	0.488
22	4	KILLWORTH	1:23.268	14	YIANNI	41.632	22	4	KILLWORTH	2:04.880	2:04.958	0.078
23	169	SMITH	1:23.983	666	THOMPSON	41.797	23	169	SMITH	2:05.864	2:05.864	0.000
24	29	MORGAN	1:31.068	169	SMITH	41.881	24	29	MORGAN	2:18.195	2:18.195	0.000
25				29	MORGAN	47.127	25	31	TURNER			
26												

BMCRC - MRO Championships 2024 - Rnd 6 @ Snetterton 300

MRO Powerbikes inc Clubman 1000 & MRO Retro 1000 & Rookie 1000

RACE 4 - STATISTICS

Competitors Started	26
Planned Start	2024-09-01 @ 10:35:00.000
Actual Start	2024-09-01 @ 10:41:00.847
Finish Time	2024-09-01 @ 10:54:39.990
Track Length	2.9689mi.
Total Laps	164
Total Distance Covered	486.9014mi.

Session Fastest Lap History

NO	CL	NAME	LAP TIME	TIME OF DAY	LAP	VEHICLE
99	Ret_C	Steven BUTTERWORTH	1:57.047	10:45:01.859	2	Yamaha R1
99	Ret_C	Steven BUTTERWORTH	1:56.385	10:46:58.244	3	Yamaha R1
99	Ret_C	Steven BUTTERWORTH	1:55.784	10:48:54.026	4	Yamaha R1
80	C	Morgan CREASEY	1:55.731	10:48:54.198	4	Honda FIREBLADE
5	Ret_N	Kieran SMITH	1:55.567	10:48:54.627	4	Suzuki GSXR 1000 K1
99	Ret_C	Steven BUTTERWORTH	1:55.225	10:50:49.252	5	Yamaha R1
5	Ret_N	Kieran SMITH	1:55.097	10:50:49.724	5	Suzuki GSXR 1000 K1
99	Ret_C	Steven BUTTERWORTH	1:54.845	10:54:40.006	7	Yamaha R1
5	Ret_N	Kieran SMITH	1:54.482	10:54:40.394	7	Suzuki GSXR 1000 K1

Session Leader History

NO	CL	NAME	FROM LAP	LAPS LED	DISTANCE	VEHICLE
5	Ret_N	Kieran SMITH	1	1	2.96 miles	Suzuki GSXR 1000 K1
99	Ret_C	Steven BUTTERWORTH	2	6	17.81 miles	Yamaha R1

Flag History

TYPE	TIME OF DAY
GREEN	10:41:00.847
FINISH	10:54:39.990

Flag Statistics

TYPE	COUNT	TOTAL LAPS	TOTAL TIME
Green	1	7	15:28.690
Red	0	0	0.000
Safety Car	0	0	0.000
FCY	0	0	0.000

BMCRC - MRO Championships 2024 - Rnd 6 @ Snetterton 300

MRO Powerbikes inc Clubman 1000 & MRO Retro 1000 & Rookie 1000

RACE 4 - STATISTICS

CLASS :

5 Starters

Fastest Lap History

NO	NAME	LAP TIME	TIME OF DAY	LAP	VEHICLE
65	Peter BAKER	1:57.267	10:45:03.235	2	Kawasaki ZX10R
65	Peter BAKER	1:56.643	10:46:59.874	3	Kawasaki ZX10R
65	Peter BAKER	1:56.637	10:48:56.515	4	Kawasaki ZX10R

Leader History

NO	NAME	FROM LAP	LAPS LED	DISTANCE	VEHICLE
65	Peter BAKER	1	7	20.78 miles	Kawasaki ZX10R

BMCRC - MRO Championships 2024 - Rnd 6 @ Snetterton 300

MRO Powerbikes inc Clubman 1000 & MRO Retro 1000 & Rookie 1000

RACE 4 - STATISTICS

CLASS : C

7 Starters

Fastest Lap History

NO	NAME	LAP TIME	TIME OF DAY	LAP	VEHICLE
80	Morgan CREASEY	1:57.661	10:45:01.867	2	Honda FIREBLADE
48	Aaron COLLINS	1:57.626	10:45:03.080	2	BMW S1000RR
80	Morgan CREASEY	1:56.591	10:46:58.466	3	Honda FIREBLADE
80	Morgan CREASEY	1:55.731	10:48:54.198	4	Honda FIREBLADE

Leader History

NO	NAME	FROM LAP	LAPS LED	DISTANCE	VEHICLE
80	Morgan CREASEY	1	4	11.87 miles	Honda FIREBLADE
48	Aaron COLLINS	5	3	8.90 miles	BMW S1000RR

BMCRC - MRO Championships 2024 - Rnd 6 @ Snetterton 300

MRO Powerbikes inc Clubman 1000 & MRO Retro 1000 & Rookie 1000

RACE 4 - STATISTICS

CLASS : Ret_C

6 Starters

Fastest Lap History

NO	NAME	LAP TIME	TIME OF DAY	LAP	VEHICLE
99	Steven BUTTERWORTH	1:57.047	10:45:01.859	2	Yamaha R1
99	Steven BUTTERWORTH	1:56.385	10:46:58.244	3	Yamaha R1
99	Steven BUTTERWORTH	1:55.784	10:48:54.026	4	Yamaha R1
99	Steven BUTTERWORTH	1:55.225	10:50:49.252	5	Yamaha R1
99	Steven BUTTERWORTH	1:54.845	10:54:40.006	7	Yamaha R1

Leader History

NO	NAME	FROM LAP	LAPS LED	DISTANCE	VEHICLE
99	Steven BUTTERWORTH	1	7	20.78 miles	Yamaha R1

BMCRC - MRO Championships 2024 - Rnd 6 @ Snetterton 300

MRO Powerbikes inc Clubman 1000 & MRO Retro 1000 & Rookie 1000

RACE 4 - STATISTICS

CLASS : Ret_N

1 Starters

Fastest Lap History

NO	NAME	LAP TIME	TIME OF DAY	LAP	VEHICLE
5	Kieran SMITH	1:57.849	10:45:01.999	2	Suzuki GSXR 1000 K1
5	Kieran SMITH	1:57.061	10:46:59.060	3	Suzuki GSXR 1000 K1
5	Kieran SMITH	1:55.567	10:48:54.627	4	Suzuki GSXR 1000 K1
5	Kieran SMITH	1:55.097	10:50:49.724	5	Suzuki GSXR 1000 K1
5	Kieran SMITH	1:54.482	10:54:40.394	7	Suzuki GSXR 1000 K1

Leader History

NO	NAME	FROM LAP	LAPS LED	DISTANCE	VEHICLE
5	Kieran SMITH	1	7	20.78 miles	Suzuki GSXR 1000 K1

BMCRC - MRO Championships 2024 - Rnd 6 @ Snetterton 300

MRO Powerbikes inc Clubman 1000 & MRO Retro 1000 & Rookie 1000

RACE 4 - STATISTICS

CLASS : R1000

7 Starters

Fastest Lap History

NO	NAME	LAP TIME	TIME OF DAY	LAP	VEHICLE
87	Dan CHAMBERLAIN	1:57.248	10:45:02.314	2	Suzuki GSXR 750
87	Dan CHAMBERLAIN	1:57.103	10:48:56.937	4	Suzuki GSXR 750

Leader History

NO	NAME	FROM LAP	LAPS LED	DISTANCE	VEHICLE
87	Dan CHAMBERLAIN	1	7	20.78 miles	Suzuki GSXR 750



BMCRC - MRO Championships 2024 - Rnd 6 @ Snetterton 300

MRO Powerbikes inc Clubman 1000 & MRO Retro 1000 & Rookie 1000

RACE 13 - GRID (7 Laps)

ROW 10			28	223	Rafal KISYK							
ROW 9	27	44	John SHAW	26	66	Stephen HARVEY	25	29	Luke MORGAN	2:18.195		
ROW 8	24	169	Cory SMITH	2:05.864	23	4	Hayden KILLWORTH	2:04.958	22	14	Alex YIANNI	2:04.568
ROW 7	21	7	Seb JENKINS	2:04.207	20	666	Nathan THOMPSON	2:03.402	19	222	Toby TRUNDLE	2:03.353
ROW 6	18	333	Andrew HOUGHTON	2:03.029	17	152	Barry MANTELL	2:02.943	16	627	Dean MILLER	2:02.881
ROW 5	15	123	James VINCER	2:02.234	14	31	Ryan TURNER		13	46	Simon GATES	2:02.197
ROW 4	12	19	Tyler DONOVAN	2:01.201	11	78	Jamie THOMAS	2:00.796	10	13	Daniel MERCER	2:00.542
ROW 3	9	60	David LANGLEY	1:58.243	8	85	Ben WOOD	1:58.114	7	55	Mindaugas STORPIRSTIS	1:57.828
ROW 2	6	87	Dan CHAMBERLAIN	1:57.103	5	65	Peter BAKER	1:56.637	4	48	Aaron COLLINS	1:56.315
ROW 1	3	80	Morgan CREASEY	1:55.731	2	99	Steven BUTTERWORTH	1:54.845	1	5	Kieran SMITH	1:54.482
Pole												

These results are provisional until the conclusion of any judicial and technical matters.

Snetterton 300: 2.9689 miles

Clerk Of Course:	Stewards:	Timekeeper:	<i>Craig Smith</i>	
------------------	-----------	-------------	--------------------	--

Results can be found at www.tsl-timing.com

Printed - 11:02 Sunday, 01 September 2024





BMCRC - MRO Championships 2024 - Rnd 6 @ Snetterton 300

MRO Powerbikes inc Clubman 1000 & MRO Retro 1000 & Rookie 1000

RACE 13 - CLASSIFICATION

Race Distance: 7 Laps / 20.78 miles

POS	NO	CL	PIC	NAME	ENTRY	LAPS	TIME	GAP	DIFF	MPH	BEST	ON	GRD	↑↓
1	99	Ret_C	1	Steven BUTTERWORTH	Yamaha R1 -	7	13:40.726			91.15	1:55.294	5	2	1
2	5	Ret_N	1	Kieran SMITH	Suzuki GSXR 1000 K1 -	7	13:41.652	0.926	0.926	91.05	1:55.708	5	1	-1
3	80	C	1	Morgan CREASEY	Honda FIREBLADE - Warics Ltd	7	13:45.209	4.483	3.557	90.66	1:56.088	4	3	0
4	65		1	Peter BAKER	Kawasaki ZX10R - TJ & Peter Baker M/C. Dodfrey engineerir	7	13:52.596	11.870	7.387	89.85	1:57.189	5	5	1
5	48	C	2	Aaron COLLINS	BMW S1000RR - Precision installations	7	13:52.686	11.960	0.090	89.84	1:57.117	6	4	-1
6	85	R1000	1	Ben WOOD	Yamaha R1 -	7	13:53.312	12.586	0.626	89.78	1:57.124	5	8	2
7	87	R1000	2	Dan CHAMBERLAIN	Suzuki GSXR 750 -	7	13:55.310	14.584	1.998	89.56	1:57.338	6	6	-1
8	60		2	David LANGLEY	Aprilia RSV4 - Pete's Plumbing & DL Racing	7	14:01.905	21.179	6.595	88.86	1:58.283	2	9	1
9	31	C	3	Ryan TURNER	Kawasaki ZX10R - RT Utilities	7	14:08.912	28.186	7.007	88.13	1:58.503	7	14	5
10	55	R1000	3	Mindaugas STORPIRSTIS	BMW S1000RR - ANR Tyres	7	14:22.900	42.174	13.988	86.70	1:59.073	2	7	-3
11	123	C	4	James VINCER	Suzuki GSXR R - John Butcher Bros	7	14:23.524	42.798	0.624	86.64	2:01.257	7	15	4
12	78	Ret_C	2	Jamie THOMAS	Suzuki GSXR 1000 - Team RubyRacing	7	14:23.562	42.836	0.038	86.63	2:01.100	3	11	-1
13	333		3	Andrew HOUGHTON	BMW S1000RR - Techoir	7	14:26.260	45.534	2.698	86.36	2:01.004	3	18	5
14	46	C	5	Simon GATES	Yamaha YZF R1 - T.A Roden LTD / Canine Plus Hydro	7	14:26.734	46.008	0.474	86.32	2:02.004	5	13	-1
15	152		4	Barry MANTELL	Kawaskai ZX10R - Swedish car connection	7	14:39.433	58.707	12.699	85.07	2:03.231	2	17	2
16	627	R1000	4	Dean MILLER	Kawazaki ZX10R - Tiny Racing	7	14:41.298	1:00.572	1.865	84.89	2:04.105	2	16	0
17	7	C	6	Seb JENKINS	Yamaha YZF-R1 - TBR Performance	7	14:42.168	1:01.442	0.870	84.80	2:03.704	5	21	4
18	222	C	7	Toby TRUNDLE	Aprilia RSV4 1000 RF - Harris Motorcycles / A. Harland Race	7	14:45.659	1:04.933	3.491	84.47	2:04.098	5	19	1
19	14	R1000	5	Alex YIANNI	BMW S1000 RR - Airpack 2000 Racing/Almig Compressors	7	14:50.468	1:09.742	4.809	84.01	2:05.513	7	22	3
20	666	R1000	6	Nathan THOMPSON	BMW S1000RR - Flirtz lap dancing club	7	15:24.380	1:43.654	33.912	80.93	2:07.738	2	20	0
21	66		5	Stephen HARVEY	Kawasaki ZX10 -	6	13:56.986	1 Lap	1 Lap	76.61	2:17.492	4	26	5
22	29	R1000	7	Luke MORGAN	Suzuki GSXR 750 -	6	14:06.623	1 Lap	9.637	75.74	2:19.162	5	25	3

NOT CLASSIFIED

DNF	13	Ret_C		Daniel MERCER	Honda CBR1000RR - Merc&Co Racing, Apex2Apex promoti	5	10:22.814	2 Laps	1 Lap	85.80	2:01.801	5	10	
-----	----	-------	--	---------------	---	---	-----------	--------	-------	-------	----------	---	----	--

FASTEST LAP

99	Ret_C	Steven BUTTERWORTH	Yamaha R1 -	5	1:55.294	92.70 mph	149.19 kph
5	Ret_N	Kieran SMITH	Suzuki GSXR 1000 K1 -	5	1:55.708	92.37 mph	148.65 kph
80	C	Morgan CREASEY	Honda FIREBLADE - Warics Ltd	4	1:56.088	92.06 mph	148.17 kph
85	R1000	Ben WOOD	Yamaha R1 -	5	1:57.124	91.25 mph	146.85 kph
65		Peter BAKER	Kawasaki ZX10R - TJ & Peter Baker M/C. Dodfrey engineerir	5	1:57.189	91.20 mph	146.77 kph

Comments:

Class Ret_C - 92.5% of Race Speed = 84.31 mph
 Class Ret_N - 92.5% of Race Speed = 84.22 mph
 Class C - 92.5% of Race Speed = 83.86 mph
 Class - 92.5% of Race Speed = 83.11 mph
 Class R1000 - 92.5% of Race Speed = 83.04 mph

Weather / Track : Cloudy / Dry

Date: 01/09/2024 Start: 15:15 Finish: 15:28

These results are provisional until the conclusion of any judicial and technical matters.

Snetterton 300: 2.9689 miles

Clerk Of Course:	Stewards:	Timekeeper:	<i>Craig Smith</i>	
------------------	-----------	-------------	--------------------	--

Results can be found at www.tsl-timing.com

Printed - 15:31 Sunday, 01 September 2024



BMCRC - MRO Championships 2024 - Rnd 6 @ Snetterton 300

MRO Powerbikes inc Clubman 1000 & MRO Retro 1000 & Rookie 1000

RACE 13 - LAP CHART

LAP 1 @ 15:17:04.056

NO	BEHIND	LAP TIME
80		2:03.370
99	0.188	2:03.558
5	0.553	2:03.923
87	0.859	2:04.229
65	0.888	2:04.258
85	1.223	2:04.593
60	1.897	2:05.267
48	2.507	2:05.877
55	3.061	2:06.431
123	5.844	2:09.214
78	6.019	2:09.389
31	6.148	2:09.518
46	7.172	2:10.542
13	7.395	2:10.765
152	7.675	2:11.045
333	8.415	2:11.785
627	8.619	2:11.989
14	10.558	2:13.928
7	10.826	2:14.196
222	11.264	2:14.634
666	12.347	2:15.717
66	19.714	2:23.084
29	24.290	2:27.660

LAP 2 @ 15:19:01.005

NO	BEHIND	LAP TIME
99		1:56.761
5	0.302	1:56.698
80	0.421	1:57.370
87	2.088	1:58.178
65	2.473	1:58.534
85	2.700	1:58.426
60	3.231	1:58.283
48	3.817	1:58.259
55	5.185	1:59.073
31	9.276	2:00.077
123	11.849	2:02.954
78	12.135	2:03.065
46	13.183	2:02.960
152	13.957	2:03.231
333	14.031	2:02.565
13	14.896	2:04.450
627	15.775	2:04.105
14	20.045	2:06.436
7	20.186	2:06.309
222	20.464	2:06.149
666	23.136	2:07.738
66	41.045	2:18.280
29	47.378	2:20.037

LAP 3 @ 15:20:57.556

NO	BEHIND	LAP TIME
5		1:56.249
99	0.408	1:56.959
80	0.693	1:56.823
65	4.612	1:58.690
87	4.792	1:59.255
85	4.855	1:58.706
48	5.726	1:58.460
60	5.890	1:59.210
55	8.675	2:00.041
31	13.537	2:00.812

78	16.684	2:01.100
123	17.946	2:02.648
333	18.484	2:01.004
46	19.731	2:03.099
13	21.984	2:03.639
152	22.841	2:05.435
627	23.379	2:04.155
7	28.887	2:05.252
14	29.659	2:06.165
222	29.983	2:06.070
666	36.503	2:09.918
66	1:02.910	2:18.416
29	1:11.506	2:20.679

LAP 4 @ 15:22:53.435

NO	BEHIND	LAP TIME
5		1:55.879
99	0.111	1:55.582
80	0.902	1:56.088
65	7.168	1:58.435
85	7.585	1:58.609
48	7.811	1:57.964
87	7.944	1:59.031
60	8.836	1:58.825
55	12.076	1:59.280
31	18.084	2:00.426
78	22.050	2:01.245
123	25.086	2:03.019
333	25.197	2:02.592
46	26.675	2:02.823
13	28.264	2:02.159
152	32.011	2:05.049
627	33.084	2:05.584
7	37.105	2:04.097
222	38.817	2:04.713
14	39.998	2:06.218
666	51.377	2:10.753
66	1:24.523	2:17.492
29	1:34.795	2:19.168

LAP 5 @ 15:24:48.840

NO	BEHIND	LAP TIME
99		1:55.294
5	0.303	1:55.708
80	1.893	1:56.396
65	8.952	1:57.189
85	9.304	1:57.124
48	10.162	1:57.756
87	10.555	1:58.016
60	12.832	1:59.401
31	22.682	2:00.003
55	27.736	2:11.065
78	28.617	2:01.972
123	32.026	2:02.345
333	32.406	2:02.614
46	33.274	2:02.004
13	34.660	2:01.801
152	41.283	2:04.677
627	42.898	2:05.219
7	45.404	2:03.704
222	47.510	2:04.098
14	51.262	2:06.669
666	1:06.426	2:10.454
66	1:48.643	2:19.525

LAP 6 @ 15:26:45.520

NO	BEHIND	LAP TIME
99		1:56.680
5	0.043	1:56.420
29	1 Lap	2:19.162
80	2.090	1:56.877
65	9.868	1:57.596
85	10.194	1:57.570
48	10.599	1:57.117
87	11.213	1:57.338
60	16.264	2:00.112
31	25.575	1:59.573
55	35.321	2:04.265
78	35.386	2:03.449
123	37.433	2:02.087
333	38.184	2:02.458
46	39.080	2:02.486
152	50.188	2:05.585
627	50.872	2:04.654
7	53.556	2:04.832
222	56.132	2:05.302
14	1:00.121	2:05.539
666	1:23.660	2:13.914

LAP 7 @ 15:28:41.412

NO	BEHIND	LAP TIME
99		1:55.892
5	0.926	1:56.775
80	4.483	1:58.285
65	11.870	1:57.894
48	11.960	1:57.253
85	12.586	1:58.284
87	14.584	1:59.263
66	1 Lap	2:20.189
60	21.179	2:00.807
29	1 Lap	2:19.917
31	28.186	1:58.503
55	42.174	2:02.745
123	42.798	2:01.257
78	42.836	2:03.342
333	45.534	2:03.242
46	46.008	2:02.820
152	58.707	2:04.411
627	1:00.572	2:05.592
7	1:01.442	2:03.778
222	1:04.933	2:04.693
14	1:09.742	2:05.513
666	1:43.654	2:15.886

BMCRC - MRO Championships 2024 - Rnd 6 @ Snetterton 300

MRO Powerbikes inc Clubman 1000 & MRO Retro 1000 & Rookie 1000

RACE 13 - POSITION CHART

No	Name	Lap Pos							
			1	2	3	4	5	6	7
5	SMITH	1	80	99	5	5	99	99	99
99	BUTTERWORTH	2	99	5	99	99	5	5	5
80	CREASEY	3	5	80	80	80	80	80	80
48	COLLINS	4	87	87	65	65	65	65	65
65	BAKER	5	65	65	87	85	85	85	48
87	CHAMBERLAIN	6	85	85	85	48	48	48	85
55	STORPIRSTIS	7	60	60	48	87	87	87	87
85	WOOD	8	48	48	60	60	60	60	60
60	LANGLEY	9	55	55	55	55	31	31	31
13	MERCER	10	123	31	31	31	55	55	55
78	THOMAS	11	78	123	78	78	78	78	123
46	GATES	12	31	78	123	123	123	123	78
31	TURNER	13	46	46	333	333	333	333	333
123	VINCER	14	13	152	46	46	46	46	46
627	MILLER	15	152	333	13	13	13	152	152
152	MANTELL	16	333	13	152	152	152	627	627
333	HOUGHTON	17	627	627	627	627	627	7	7
222	TRUNDLE	18	14	14	7	7	7	222	222
666	THOMPSON	19	7	7	14	222	222	14	14
7	JENKINS	20	222	222	222	14	14	666	666
14	YIANNI	21	666	666	666	666	666	66	66
29	MORGAN	22	66	66	66	66	66	29	29
66	HARVEY	23	29	29	29	29	29		

BMCRC - MRO Championships 2024 - Rnd 6 @ Snetterton 300

MRO Powerbikes inc Clubman 1000 & MRO Retro 1000 & Rookie 1000

RACE 13 - SECTOR ANALYSIS



SECTOR 1 = FL to I1, SECTOR 2 = I1 to FL, DIFF = Difference To Personal Best Lap, P = Crossed Finish Line in Pit Lane, D = Time Disallowed

P1	99 Ret_C	Steven BUTTERWORTH	Yamaha R1 -			
IDEAL LAP TIME : 1:55.243		BEST LAP TIME : 1:55.294	DIFFERENCE : 0.051			

LAP	SECTOR 1	SECTOR 2	LAP TIME	MPH	DIFF	TIME OF DAY
1 -		39.007	2:03.558	86.50	8.264	15:17:04.244
2 -	1:18.303	38.458	1:56.761	91.53	1.467	15:19:01.005
3 -	1:18.516	38.443	1:56.959	91.38	1.665	15:20:57.964
4 -	1:17.508	38.074	1:55.582 (2)	92.47	0.288	15:22:53.546
5 -	1:17.169	38.125	1:55.294 (1)	92.70		15:24:48.840
6 -	1:17.568	39.112	1:56.680	91.60	1.386	15:26:45.520
7 -	1:17.685	38.207	1:55.892 (3)	92.22	0.598	15:28:41.412

P2	5 Ret_N	Kieran SMITH	Suzuki GSXR 1000 K1 -			
IDEAL LAP TIME : 1:55.482		BEST LAP TIME : 1:55.708	DIFFERENCE : 0.226			

LAP	SECTOR 1	SECTOR 2	LAP TIME	MPH	DIFF	TIME OF DAY
1 -		39.687	2:03.923	86.24	8.215	15:17:04.609
2 -	1:18.052	38.646	1:56.698	91.58	0.990	15:19:01.307
3 -	1:17.836	38.413	1:56.249 (3)	91.94	0.541	15:20:57.556
4 -	1:17.292	38.587	1:55.879 (2)	92.23	0.171	15:22:53.435
5 -	1:17.518	38.190	1:55.708 (1)	92.37		15:24:49.143
6 -	1:17.552	38.868	1:56.420	91.80	0.712	15:26:45.563
7 -	1:17.864	38.911	1:56.775	91.52	1.067	15:28:42.338

P3	80 C	Morgan CREASEY	Honda FIREBLADE - Warics Ltd			
IDEAL LAP TIME : 1:56.004		BEST LAP TIME : 1:56.088	DIFFERENCE : 0.084			

LAP	SECTOR 1	SECTOR 2	LAP TIME	MPH	DIFF	TIME OF DAY
1 -		39.383	2:03.370	86.63	7.282	15:17:04.056
2 -	1:18.628	38.742	1:57.370	91.06	1.282	15:19:01.426
3 -	1:18.066	38.757	1:56.823 (3)	91.48	0.735	15:20:58.249
4 -	1:17.882	38.206	1:56.088 (1)	92.06		15:22:54.337
5 -	1:17.798	38.598	1:56.396 (2)	91.82	0.308	15:24:50.733
6 -	1:18.023	38.854	1:56.877	91.44	0.789	15:26:47.610
7 -	1:18.448	39.837	1:58.285	90.35	2.197	15:28:45.895

P4	65	Peter BAKER	Kawasaki ZX10R - TJ & Peter Baker M/C. Dodfrey engineering			
IDEAL LAP TIME : 1:57.189		BEST LAP TIME : 1:57.189	DIFFERENCE : 0.000			

LAP	SECTOR 1	SECTOR 2	LAP TIME	MPH	DIFF	TIME OF DAY
1 -		39.360	2:04.258	86.01	7.069	15:17:04.944
2 -	1:19.204	39.330	1:58.534	90.16	1.345	15:19:03.478
3 -	1:19.065	39.625	1:58.690	90.05	1.501	15:21:02.168
4 -	1:18.548	39.887	1:58.435	90.24	1.246	15:23:00.603
5 -	1:18.114	39.075	1:57.189 (1)	91.20		15:24:57.792
6 -	1:18.239	39.357	1:57.596 (2)	90.88	0.407	15:26:55.388
7 -	1:18.522	39.372	1:57.894 (3)	90.65	0.705	15:28:53.282

P5	48 C	Aaron COLLINS	BMW S1000RR - Precision installations			
IDEAL LAP TIME : 1:57.002		BEST LAP TIME : 1:57.117	DIFFERENCE : 0.115			

LAP	SECTOR 1	SECTOR 2	LAP TIME	MPH	DIFF	TIME OF DAY
1 -		39.651	2:05.877	84.90	8.760	15:17:06.563
2 -	1:18.810	39.449	1:58.259	90.37	1.142	15:19:04.822
3 -	1:18.300	40.160	1:58.460	90.22	1.343	15:21:03.282
4 -	1:18.241	39.723	1:57.964	90.60	0.847	15:23:01.246
5 -	1:18.279	39.477	1:57.756 (3)	90.76	0.639	15:24:59.002
6 -	1:18.108	39.009	1:57.117 (1)	91.25		15:26:56.119
7 -	1:17.993	39.260	1:57.253 (2)	91.15	0.136	15:28:53.372

BMCRC - MRO Championships 2024 - Rnd 6 @ Snetterton 300

MRO Powerbikes inc Clubman 1000 & MRO Retro 1000 & Rookie 1000

RACE 13 - SECTOR ANALYSIS



SECTOR 1 = FL to I1, SECTOR 2 = I1 to FL, DIFF = Difference To Personal Best Lap, P = Crossed Finish Line in Pit Lane, D = Time Disallowed

P6 85 R1000 Ben WOOD			Yamaha R1 -			
IDEAL LAP TIME : 1:57.124		BEST LAP TIME : 1:57.124		DIFFERENCE : 0.000		
LAP	SECTOR 1	SECTOR 2	LAP TIME	MPH	DIFF	TIME OF DAY
1 -		39.408	2:04.593	85.78	7.469	15:17:05.279
2 -	1:19.214	39.212	1:58.426	90.25	1.302	15:19:03.705
3 -	1:19.085	39.621	1:58.706	90.03	1.582	15:21:02.411
4 -	1:18.695	39.914	1:58.609	90.11	1.485	15:23:01.020
5 -	1:18.112	39.012	1:57.124 (1)	91.25		15:24:58.144
6 -	1:18.225	39.345	1:57.570 (2)	90.90	0.446	15:26:55.714
7 -	1:18.442	39.842	1:58.284 (3)	90.35	1.160	15:28:53.998

P7 87 R1000 Dan CHAMBERLAIN			Suzuki GSXR 750 -			
IDEAL LAP TIME : 1:57.338		BEST LAP TIME : 1:57.338		DIFFERENCE : 0.000		
LAP	SECTOR 1	SECTOR 2	LAP TIME	MPH	DIFF	TIME OF DAY
1 -		39.516	2:04.229	86.03	6.891	15:17:04.915
2 -	1:19.040	39.138	1:58.178 (3)	90.44	0.840	15:19:03.093
3 -	1:19.578	39.677	1:59.255	89.62	1.917	15:21:02.348
4 -	1:18.974	40.057	1:59.031	89.79	1.693	15:23:01.379
5 -	1:18.744	39.272	1:58.016 (2)	90.56	0.678	15:24:59.395
6 -	1:18.262	39.076	1:57.338 (1)	91.08		15:26:56.733
7 -	1:19.150	40.113	1:59.263	89.61	1.925	15:28:55.996

P8 60 David LANGLEY			Aprilia RSV4 - Pete's Plumbing & DL Racing			
IDEAL LAP TIME : 1:58.074		BEST LAP TIME : 1:58.283		DIFFERENCE : 0.209		
LAP	SECTOR 1	SECTOR 2	LAP TIME	MPH	DIFF	TIME OF DAY
1 -		39.549	2:05.267	85.32	6.984	15:17:05.953
2 -	1:18.862	39.421	1:58.283 (1)	90.36		15:19:04.236
3 -	1:18.883	40.327	1:59.210 (3)	89.65	0.927	15:21:03.446
4 -	1:18.653	40.172	1:58.825 (2)	89.94	0.542	15:23:02.271
5 -	1:19.141	40.260	1:59.401	89.51	1.118	15:25:01.672
6 -	1:19.939	40.173	2:00.112	88.98	1.829	15:27:01.784
7 -	1:20.134	40.673	2:00.807	88.47	2.524	15:29:02.591

P9 31 C Ryan TURNER			Kawasaki ZX10R - RT Utilities			
IDEAL LAP TIME : 1:58.503		BEST LAP TIME : 1:58.503		DIFFERENCE : 0.000		
LAP	SECTOR 1	SECTOR 2	LAP TIME	MPH	DIFF	TIME OF DAY
1 -		40.433	2:09.518	82.52	11.015	15:17:10.204
2 -	1:20.220	39.857	2:00.077	89.01	1.574	15:19:10.281
3 -	1:20.042	40.770	2:00.812	88.46	2.309	15:21:11.093
4 -	1:20.072	40.354	2:00.426	88.75	1.923	15:23:11.519
5 -	1:19.792	40.211	2:00.003 (3)	89.06	1.500	15:25:11.522
6 -	1:19.851	39.722	1:59.573 (2)	89.38	1.070	15:27:11.095
7 -	1:19.040	39.463	1:58.503 (1)	90.19		15:29:09.598

P10 55 R1000 Mindaugas STORPIRSTIS			BMW S1000RR - ANR Tyres			
IDEAL LAP TIME : 1:58.668		BEST LAP TIME : 1:59.073		DIFFERENCE : 0.405		
LAP	SECTOR 1	SECTOR 2	LAP TIME	MPH	DIFF	TIME OF DAY
1 -		39.607	2:06.431	84.53	7.358	15:17:07.117
2 -	1:19.203	39.870	1:59.073 (1)	89.76		15:19:06.190
3 -	1:19.061	40.980	2:00.041 (3)	89.03	0.968	15:21:06.231
4 -	1:19.349	39.931	1:59.280 (2)	89.60	0.207	15:23:05.511
5 -	1:19.791	51.274	2:11.065	81.54	11.992	15:25:16.576
6 -	1:21.729	42.536	2:04.265	86.01	5.192	15:27:20.841
7 -	1:21.521	41.224	2:02.745	87.07	3.672	15:29:23.586

BMCRC - MRO Championships 2024 - Rnd 6 @ Snetterton 300

MRO Powerbikes inc Clubman 1000 & MRO Retro 1000 & Rookie 1000

RACE 13 - SECTOR ANALYSIS



SECTOR 1 = FL to I1, SECTOR 2 = I1 to FL, DIFF = Difference To Personal Best Lap, P = Crossed Finish Line in Pit Lane, D = Time Disallowed

P11 123 C James VINCER		Suzuki GSXR R - John Butcher Bros				
IDEAL LAP TIME : 2:01.257		BEST LAP TIME : 2:01.257		DIFFERENCE : 0.000		
LAP	SECTOR 1	SECTOR 2	LAP TIME	MPH	DIFF	TIME OF DAY
1 -		41.058	2:09.214	82.71	7.957	15:17:09.900
2 -	1:21.651	41.303	2:02.954	86.92	1.697	15:19:12.854
3 -	1:21.816	40.832	2:02.648	87.14	1.391	15:21:15.502
4 -	1:21.637	41.382	2:03.019	86.88	1.762	15:23:18.521
5 -	1:21.182	41.163	2:02.345 (3)	87.36	1.088	15:25:20.866
6 -	1:21.143	40.944	2:02.087 (2)	87.54	0.830	15:27:22.953
7 -	1:20.990	40.267	2:01.257 (1)	88.14		15:29:24.210

P12 78 Ret_C Jamie THOMAS		Suzuki GSXR 1000 - Team RubyRacing				
IDEAL LAP TIME : 2:00.720		BEST LAP TIME : 2:01.100		DIFFERENCE : 0.380		
LAP	SECTOR 1	SECTOR 2	LAP TIME	MPH	DIFF	TIME OF DAY
1 -		40.482	2:09.389	82.60	8.289	15:17:10.075
2 -	1:22.206	40.859	2:03.065	86.84	1.965	15:19:13.140
3 -	1:20.506	40.594	2:01.100 (1)	88.25		15:21:14.240
4 -	1:21.031	40.214	2:01.245 (2)	88.15	0.145	15:23:15.485
5 -	1:21.074	40.898	2:01.972 (3)	87.62	0.872	15:25:17.457
6 -	1:22.289	41.160	2:03.449	86.57	2.349	15:27:20.906
7 -	1:22.173	41.169	2:03.342	86.65	2.242	15:29:24.248

P13 333 Andrew HOUGHTON		BMW S1000RR - Techoir				
IDEAL LAP TIME : 2:01.004		BEST LAP TIME : 2:01.004		DIFFERENCE : 0.000		
LAP	SECTOR 1	SECTOR 2	LAP TIME	MPH	DIFF	TIME OF DAY
1 -		41.007	2:11.785	81.10	10.781	15:17:12.471
2 -	1:22.214	40.351	2:02.565 (3)	87.20	1.561	15:19:15.036
3 -	1:20.993	40.011	2:01.004 (1)	88.32		15:21:16.040
4 -	1:21.573	41.019	2:02.592	87.18	1.588	15:23:18.632
5 -	1:21.819	40.795	2:02.614	87.16	1.610	15:25:21.246
6 -	1:21.841	40.617	2:02.458 (2)	87.27	1.454	15:27:23.704
7 -	1:22.016	41.226	2:03.242	86.72	2.238	15:29:26.946

P14 46 C Simon GATES		Yamaha YZF R1 - T.A Roden LTD / Canine Plus Hydro				
IDEAL LAP TIME : 2:02.004		BEST LAP TIME : 2:02.004		DIFFERENCE : 0.000		
LAP	SECTOR 1	SECTOR 2	LAP TIME	MPH	DIFF	TIME OF DAY
1 -		41.763	2:10.542	81.87	8.538	15:17:11.228
2 -	1:21.730	41.230	2:02.960	86.92	0.956	15:19:14.188
3 -	1:22.128	40.971	2:03.099	86.82	1.095	15:21:17.287
4 -	1:21.992	40.831	2:02.823	87.02	0.819	15:23:20.110
5 -	1:21.255	40.749	2:02.004 (1)	87.60		15:25:22.114
6 -	1:21.725	40.761	2:02.486 (2)	87.25	0.482	15:27:24.600
7 -	1:21.560	41.260	2:02.820 (3)	87.02	0.816	15:29:27.420

P15 152 Barry MANTELL		Kawaskai ZX10R - Swedish car connection				
IDEAL LAP TIME : 2:03.231		BEST LAP TIME : 2:03.231		DIFFERENCE : 0.000		
LAP	SECTOR 1	SECTOR 2	LAP TIME	MPH	DIFF	TIME OF DAY
1 -		40.742	2:11.045	81.55	7.814	15:17:11.731
2 -	1:22.859	40.372	2:03.231 (1)	86.73		15:19:14.962
3 -	1:23.339	42.096	2:05.435	85.20	2.204	15:21:20.397
4 -	1:23.017	42.032	2:05.049	85.47	1.818	15:23:25.446
5 -	1:23.163	41.514	2:04.677 (3)	85.72	1.446	15:25:30.123
6 -	1:24.030	41.555	2:05.585	85.10	2.354	15:27:35.708
7 -	1:23.434	40.977	2:04.411 (2)	85.90	1.180	15:29:40.119

BMCRC - MRO Championships 2024 - Rnd 6 @ Snetterton 300

MRO Powerbikes inc Clubman 1000 & MRO Retro 1000 & Rookie 1000

RACE 13 - SECTOR ANALYSIS



SECTOR 1 = FL to I1, SECTOR 2 = I1 to FL, DIFF = Difference To Personal Best Lap, P = Crossed Finish Line in Pit Lane, D = Time Disallowed

P16 627 R1000 Dean MILLER			Kawazaki ZX10R - Tiny Racing			
IDEAL LAP TIME : 2:03.110		BEST LAP TIME : 2:04.105	DIFFERENCE : 0.995			
LAP	SECTOR 1	SECTOR 2	LAP TIME	MPH	DIFF	TIME OF DAY
1 -		41.311	2:11.989	80.97	7.884	15:17:12.675
2 -	1:22.783	41.322	2:04.105 (1)	86.12		15:19:16.780
3 -	1:21.799	42.356	2:04.155 (2)	86.08	0.050	15:21:20.935
4 -	1:23.723	41.861	2:05.584	85.10	1.479	15:23:26.519
5 -	1:23.884	41.335	2:05.219	85.35	1.114	15:25:31.738
6 -	1:22.815	41.839	2:04.654 (3)	85.74	0.549	15:27:36.392
7 -	1:23.163	42.429	2:05.592	85.10	1.487	15:29:41.984

P17 7 C Seb JENKINS			Yamaha YZF-R1 - TBR Performance			
IDEAL LAP TIME : 2:03.618		BEST LAP TIME : 2:03.704	DIFFERENCE : 0.086			
LAP	SECTOR 1	SECTOR 2	LAP TIME	MPH	DIFF	TIME OF DAY
1 -		42.021	2:14.196	79.64	10.492	15:17:14.882
2 -	1:23.977	42.332	2:06.309	84.61	2.605	15:19:21.191
3 -	1:23.468	41.784	2:05.252	85.33	1.548	15:21:26.443
4 -	1:22.832	41.265	2:04.097 (3)	86.12	0.393	15:23:30.540
5 -	1:22.625	41.079	2:03.704 (1)	86.40		15:25:34.244
6 -	1:23.650	41.182	2:04.832	85.61	1.128	15:27:39.076
7 -	1:22.785	40.993	2:03.778 (2)	86.34	0.074	15:29:42.854

P18 222 C Toby TRUNDLE			Aprilia RSV4 1000 RF - Harris Motorcycles / A. Harland Race Se			
IDEAL LAP TIME : 2:04.098		BEST LAP TIME : 2:04.098	DIFFERENCE : 0.000			
LAP	SECTOR 1	SECTOR 2	LAP TIME	MPH	DIFF	TIME OF DAY
1 -		41.858	2:14.634	79.38	10.536	15:17:15.320
2 -	1:23.888	42.261	2:06.149	84.72	2.051	15:19:21.469
3 -	1:24.296	41.774	2:06.070	84.77	1.972	15:21:27.539
4 -	1:23.097	41.616	2:04.713 (3)	85.70	0.615	15:23:32.252
5 -	1:22.535	41.563	2:04.098 (1)	86.12		15:25:36.350
6 -	1:23.202	42.100	2:05.302	85.29	1.204	15:27:41.652
7 -	1:22.690	42.003	2:04.693 (2)	85.71	0.595	15:29:46.345

P19 14 R1000 Alex YIANNI			BMW S1000 RR - Airpack 2000 Racing/Almig Compressors			
IDEAL LAP TIME : 2:05.189		BEST LAP TIME : 2:05.513	DIFFERENCE : 0.324			
LAP	SECTOR 1	SECTOR 2	LAP TIME	MPH	DIFF	TIME OF DAY
1 -		41.801	2:13.928	79.80	8.415	15:17:14.614
2 -	1:24.075	42.361	2:06.436	84.53	0.923	15:19:21.050
3 -	1:24.122	42.043	2:06.165 (3)	84.71	0.652	15:21:27.215
4 -	1:24.146	42.072	2:06.218	84.67	0.705	15:23:33.433
5 -	1:24.115	42.554	2:06.669	84.37	1.156	15:25:40.102
6 -	1:23.624	41.915	2:05.539 (2)	85.13	0.026	15:27:45.641
7 -	1:23.388	42.125	2:05.513 (1)	85.15		15:29:51.154

P20 666 R1000 Nathan THOMPSON			BMW S1000RR - Flirtz lap dancing club			
IDEAL LAP TIME : 2:07.096		BEST LAP TIME : 2:07.738	DIFFERENCE : 0.642			
LAP	SECTOR 1	SECTOR 2	LAP TIME	MPH	DIFF	TIME OF DAY
1 -		42.324	2:15.717	78.75	7.979	15:17:16.403
2 -	1:24.772	42.966	2:07.738 (1)	83.67		15:19:24.141
3 -	1:26.101	43.817	2:09.918 (2)	82.26	2.180	15:21:34.059
4 -	1:26.950	43.803	2:10.753	81.74	3.015	15:23:44.812
5 -	1:26.320	44.134	2:10.454 (3)	81.92	2.716	15:25:55.266
6 -	1:30.240	43.674	2:13.914	79.81	6.176	15:28:09.180
7 -	1:28.485	47.401	2:15.886	78.65	8.148	15:30:25.066

BMCRC - MRO Championships 2024 - Rnd 6 @ Snetterton 300

MRO Powerbikes inc Clubman 1000 & MRO Retro 1000 & Rookie 1000

RACE 13 - SECTOR ANALYSIS



SECTOR 1 = FL to I1, SECTOR 2 = I1 to FL, DIFF = Difference To Personal Best Lap, P = Crossed Finish Line in Pit Lane, D = Time Disallowed

P21 66 Stephen HARVEY		Kawasaki ZX10 -				
IDEAL LAP TIME : 2:16.692		BEST LAP TIME : 2:17.492		DIFFERENCE : 0.800		
LAP	SECTOR 1	SECTOR 2	LAP TIME	MPH	DIFF	TIME OF DAY
1 -		45.264	2:23.084	74.69	5.592	15:17:23.770
2 -	1:31.428	46.852	2:18.280 (2)	77.29	0.788	15:19:42.050
3 -	1:32.165	46.251	2:18.416 (3)	77.21	0.924	15:22:00.466
4 -	1:31.755	45.737	2:17.492 (1)	77.73		15:24:17.958
5 -	1:33.631	45.894	2:19.525	76.60	2.033	15:26:37.483
6 -	1:33.919	46.270	2:20.189	76.24	2.697	15:28:57.672

P22 29 R1000 Luke MORGAN		Suzuki GSXR 750 -				
IDEAL LAP TIME : 2:17.744		BEST LAP TIME : 2:19.162		DIFFERENCE : 1.418		
LAP	SECTOR 1	SECTOR 2	LAP TIME	MPH	DIFF	TIME OF DAY
1 -		47.570	2:27.660	72.38	8.498	15:17:28.346
2 -	1:32.067	47.970	2:20.037	76.32	0.875	15:19:48.383
3 -	1:32.670	48.009	2:20.679	75.97	1.517	15:22:09.062
4 -	1:32.269	46.899	2:19.168 (2)	76.79	0.006	15:24:28.230
5 -	1:30.845	48.317	2:19.162 (1)	76.80		15:26:47.392
6 -	1:32.228	47.689	2:19.917 (3)	76.38	0.755	15:29:07.309

P23 13 Ret_C Daniel MERCER		Honda CBR1000RR - Merc&Co Racing, Apex2Apex promotions				
IDEAL LAP TIME : 2:01.617		BEST LAP TIME : 2:01.801		DIFFERENCE : 0.184		
LAP	SECTOR 1	SECTOR 2	LAP TIME	MPH	DIFF	TIME OF DAY
1 -		40.946	2:10.765	81.73	8.964	15:17:11.451
2 -	1:23.856	40.594	2:04.450	85.88	2.649	15:19:15.901
3 -	1:22.440	41.199	2:03.639 (3)	86.44	1.838	15:21:19.540
4 -	1:21.393	40.766	2:02.159 (2)	87.49	0.358	15:23:21.699
5 -	1:21.023	40.778	2:01.801 (1)	87.75		15:25:23.500

BMCRC - MRO Championships 2024 - Rnd 6 @ Snetterton 300

MRO Powerbikes inc Clubman 1000 & MRO Retro 1000 & Rookie 1000

RACE 13 - BEST SECTORS

SECTOR 1			SECTOR 2			IDEAL / BEST COMPARISON						
POS	NO	NAME	TIME	NO	NAME	TIME	POS	NO	NAME	IDEAL	BEST	DIFF
									PERFECT LAP	1:55.243		
1	99	BUTTERWORTH	1:17.169	99	BUTTERWORTH	38.074	1	99	BUTTERWORTH	1:55.243	1:55.294	0.051
2	5	SMITH	1:17.292	5	SMITH	38.190	2	5	SMITH	1:55.482	1:55.708	0.226
3	80	CREASEY	1:17.798	80	CREASEY	38.206	3	80	CREASEY	1:56.004	1:56.088	0.084
4	48	COLLINS	1:17.993	48	COLLINS	39.009	4	48	COLLINS	1:57.002	1:57.117	0.115
5	85	WOOD	1:18.112	85	WOOD	39.012	5	85	WOOD	1:57.124	1:57.124	0.000
6	65	BAKER	1:18.114	65	BAKER	39.075	6	65	BAKER	1:57.189	1:57.189	0.000
7	87	CHAMBERLAIN	1:18.262	87	CHAMBERLAIN	39.076	7	87	CHAMBERLAIN	1:57.338	1:57.338	0.000
8	60	LANGLEY	1:18.653	60	LANGLEY	39.421	8	60	LANGLEY	1:58.074	1:58.283	0.209
9	31	TURNER	1:19.040	31	TURNER	39.463	9	31	TURNER	1:58.503	1:58.503	0.000
10	55	STORPIRSTIS	1:19.061	55	STORPIRSTIS	39.607	10	55	STORPIRSTIS	1:58.668	1:59.073	0.405
11	78	THOMAS	1:20.506	333	HOUGHTON	40.011	11	78	THOMAS	2:00.720	2:01.100	0.380
12	123	VINCER	1:20.990	78	THOMAS	40.214	12	333	HOUGHTON	2:01.004	2:01.004	0.000
13	333	HOUGHTON	1:20.993	123	VINCER	40.267	13	123	VINCER	2:01.257	2:01.257	0.000
14	13	MERCER	1:21.023	152	MANTELL	40.372	14	13	MERCER	2:01.617	2:01.801	0.184
15	46	GATES	1:21.255	13	MERCER	40.594	15	46	GATES	2:02.004	2:02.004	0.000
16	627	MILLER	1:21.799	46	GATES	40.749	16	627	MILLER	2:03.110	2:04.105	0.995
17	222	TRUNDLE	1:22.535	7	JENKINS	40.993	17	152	MANTELL	2:03.231	2:03.231	0.000
18	7	JENKINS	1:22.625	627	MILLER	41.311	18	7	JENKINS	2:03.618	2:03.704	0.086
19	152	MANTELL	1:22.859	222	TRUNDLE	41.563	19	222	TRUNDLE	2:04.098	2:04.098	0.000
20	14	YIANNI	1:23.388	14	YIANNI	41.801	20	14	YIANNI	2:05.189	2:05.513	0.324
21	666	THOMPSON	1:24.772	666	THOMPSON	42.324	21	666	THOMPSON	2:07.096	2:07.738	0.642
22	29	MORGAN	1:30.845	66	HARVEY	45.264	22	66	HARVEY	2:16.692	2:17.492	0.800
23	66	HARVEY	1:31.428	29	MORGAN	46.899	23	29	MORGAN	2:17.744	2:19.162	1.418

BMCRC - MRO Championships 2024 - Rnd 6 @ Snetterton 300

MRO Powerbikes inc Clubman 1000 & MRO Retro 1000 & Rookie 1000

RACE 13 - STATISTICS

Competitors Started	23
Planned Start	2024-09-01 @ 15:15:00.000
Actual Start	2024-09-01 @ 15:15:00.685
Finish Time	2024-09-01 @ 15:28:41.411
Track Length	2.9689mi.
Total Laps	157
Total Distance Covered	466.1191mi.

Session Fastest Lap History

NO	CL	NAME	LAP TIME	TIME OF DAY	LAP	VEHICLE
99	Ret_C	Steven BUTTERWORTH	1:56.761	15:19:01.019	2	Yamaha R1
5	Ret_N	Kieran SMITH	1:56.698	15:19:01.324	2	Suzuki GSXR 1000 K1
5	Ret_N	Kieran SMITH	1:56.249	15:20:57.573	3	Suzuki GSXR 1000 K1
5	Ret_N	Kieran SMITH	1:55.879	15:22:53.452	4	Suzuki GSXR 1000 K1
99	Ret_C	Steven BUTTERWORTH	1:55.582	15:22:53.557	4	Yamaha R1
99	Ret_C	Steven BUTTERWORTH	1:55.294	15:24:48.854	5	Yamaha R1

Session Leader History

NO	CL	NAME	FROM LAP	LAPS LED	DISTANCE	VEHICLE
80	C	Morgan CREASEY	1	1	2.96 miles	Honda FIREBLADE
99	Ret_C	Steven BUTTERWORTH	2	1	2.96 miles	Yamaha R1
5	Ret_N	Kieran SMITH	3	2	5.93 miles	Suzuki GSXR 1000 K1
99	Ret_C	Steven BUTTERWORTH	5	3	8.90 miles	Yamaha R1

Flag History

TYPE	TIME OF DAY
GREEN	15:15:00.685
FINISH	15:28:41.411

Flag Statistics

TYPE	COUNT	TOTAL LAPS	TOTAL TIME
Green	1	7	15:33.530
Red	0	0	0.000
Safety Car	0	0	0.000
FCY	0	0	0.000

BMCRC - MRO Championships 2024 - Rnd 6 @ Snetterton 300

MRO Powerbikes inc Clubman 1000 & MRO Retro 1000 & Rookie 1000

RACE 13 - STATISTICS

CLASS :

5 Starters

Fastest Lap History

NO	NAME	LAP TIME	TIME OF DAY	LAP	VEHICLE
65	Peter BAKER	1:58.534	15:19:03.482	2	Kawasaki ZX10R
60	David LANGLEY	1:58.283	15:19:04.249	2	Aprilia RSV4
65	Peter BAKER	1:57.189	15:24:57.796	5	Kawasaki ZX10R

Leader History

NO	NAME	FROM LAP	LAPS LED	DISTANCE	VEHICLE
65	Peter BAKER	1	7	20.78 miles	Kawasaki ZX10R

BMCRC - MRO Championships 2024 - Rnd 6 @ Snetterton 300

MRO Powerbikes inc Clubman 1000 & MRO Retro 1000 & Rookie 1000

RACE 13 - STATISTICS

CLASS : C

7 Starters

Fastest Lap History

NO	NAME	LAP TIME	TIME OF DAY	LAP	VEHICLE
80	Morgan CREASEY	1:57.370	15:19:01.434	2	Honda FIREBLADE
80	Morgan CREASEY	1:56.823	15:20:58.257	3	Honda FIREBLADE
80	Morgan CREASEY	1:56.088	15:22:54.345	4	Honda FIREBLADE

Leader History

NO	NAME	FROM LAP	LAPS LED	DISTANCE	VEHICLE
80	Morgan CREASEY	1	7	20.78 miles	Honda FIREBLADE

BMCRC - MRO Championships 2024 - Rnd 6 @ Snetterton 300

MRO Powerbikes inc Clubman 1000 & MRO Retro 1000 & Rookie 1000

RACE 13 - STATISTICS

CLASS : Ret_C

3 Starters

Fastest Lap History

NO	NAME	LAP TIME	TIME OF DAY	LAP	VEHICLE
99	Steven BUTTERWORTH	1:56.761	15:19:01.019	2	Yamaha R1
99	Steven BUTTERWORTH	1:55.582	15:22:53.557	4	Yamaha R1
99	Steven BUTTERWORTH	1:55.294	15:24:48.854	5	Yamaha R1

Leader History

NO	NAME	FROM LAP	LAPS LED	DISTANCE	VEHICLE
99	Steven BUTTERWORTH	1	7	20.78 miles	Yamaha R1

BMCRC - MRO Championships 2024 - Rnd 6 @ Snetterton 300

MRO Powerbikes inc Clubman 1000 & MRO Retro 1000 & Rookie 1000

RACE 13 - STATISTICS

CLASS : Ret_N

1 Starters

Fastest Lap History

NO	NAME	LAP TIME	TIME OF DAY	LAP	VEHICLE
5	Kieran SMITH	1:56.698	15:19:01.324	2	Suzuki GSXR 1000 K1
5	Kieran SMITH	1:56.249	15:20:57.573	3	Suzuki GSXR 1000 K1
5	Kieran SMITH	1:55.879	15:22:53.452	4	Suzuki GSXR 1000 K1
5	Kieran SMITH	1:55.708	15:24:49.160	5	Suzuki GSXR 1000 K1

Leader History

NO	NAME	FROM LAP	LAPS LED	DISTANCE	VEHICLE
5	Kieran SMITH	1	7	20.78 miles	Suzuki GSXR 1000 K1

BMCRC - MRO Championships 2024 - Rnd 6 @ Snetterton 300

MRO Powerbikes inc Clubman 1000 & MRO Retro 1000 & Rookie 1000

RACE 13 - STATISTICS

CLASS : R1000

7 Starters

Fastest Lap History

NO	NAME	LAP TIME	TIME OF DAY	LAP	VEHICLE
87	Dan CHAMBERLAIN	1:58.178	15:19:03.115	2	Suzuki GSXR 750
85	Ben WOOD	1:57.124	15:24:58.150	5	Yamaha R1

Leader History

NO	NAME	FROM LAP	LAPS LED	DISTANCE	VEHICLE
87	Dan CHAMBERLAIN	1	3	8.90 miles	Suzuki GSXR 750
85	Ben WOOD	4	4	11.87 miles	Yamaha R1



**BMCRC
F1 & F2
SIDECARS**

BMCRC F1 & F2 SIDECARS



BMCRC-MRO Championships - Round 6

Snetterton 300

31st / 1st September 2024



Timing & Results Provided by Timing Solutions Ltd

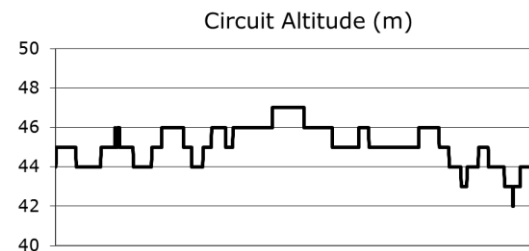
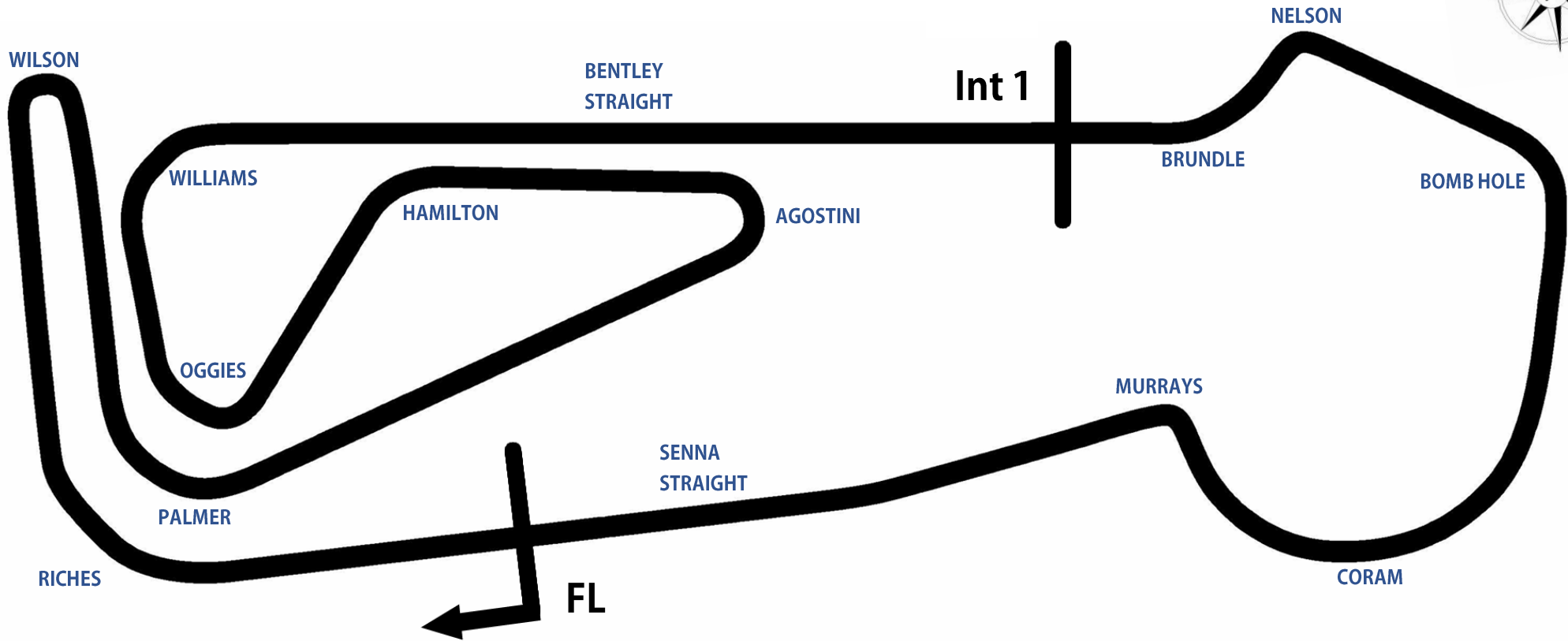
www.tsl-timing.com



Snetterton

Snetterton 300 Circuit

Norwich, Norfolk, UK



Length	2.9689 miles 4.778 km 4778.0 m	
FL	52.46340 N	0.94476 E
Int 1	3198m	52.46617 N 0.94964 E
Pit Entry	4572m	52.46364 N 0.94774 E
Pit Exit	40m after FL	52.46338 N 0.94420 E
Pit Entry - Pit Exit	246m, 17.7S @ 50kph, 14.7s @ 60kph	

BMCRC - MRO Championships 2024 - Rnd 6 @ Snetterton 300

BMCRC F1 & F2 Sidecars

QUALIFYING - CLASSIFICATION



POS	NO	CL	PIC	NAME	ENTRY	TIME	ON	LAPS	GAP	DIFF	MPH
1	34	F1	1	S. CHRISTIE / T. CHRISTIE	LCR Yamaha F600 - Christie Engineering Services	1:58.908	5	5			89.88
2	7	F1	2	R. CROWE / C. CROWE	HCR TRIUMPH 675 - Northern Fuels	2:03.683	4	5	4.775	4.775	86.41
3	62	F1	3	WRIGHT / BAILEY	Yamaha RYDE F998 - Stainless Steel Designs Ltd.	2:10.155	3	3	11.247	6.472	82.11
4	65	F1	4	FAIERS / FOX	Dean Ryde YAMAHA R6 - AWracing ltd	2:10.451	3	4	11.543	0.296	81.93
5	113	F2	1	HANDCOCK / BEVAN	Shelbourne F2 - R J Contracting	2:10.883	3	5	11.975	0.432	81.66
6	83	F2	2	BUCHANAN / EVANS	Kawasaki LUMLEY SIDECAR - Bull Inn Racing	2:11.267	5	5	12.359	0.384	81.42
7	171	F1	5	POTTINGER / DODD	Yamaha LCR 600 F1 SIDECAR - GB Precision Eng/Op	2:11.397	3	5	12.489	0.130	81.34
8	69	F2	3	LAMBERT / HAYNES	Honda LCR - graham anne ward	2:12.049	3	5	13.141	0.652	80.94
9	121	F1	6	LAWRENCE / MULDOON	LCR YAMAHA - highfield transport, JHM autos	2:12.127	4	4	13.219	0.078	80.89
10	38	F1	7	MOSS / HOPE	LCR R6 - LifeSafety Motorsport - CharlieMossRacing	2:16.252	2	2	17.344	4.125	78.44
11	146	F2	4	SAUNDERS / SMYTH	LCR SUZUKI GSXR 600 -	2:16.972	5	5	18.064	0.720	78.03
12	666	F2	5	HANKS / KIRK	GLR HONDA CBR 600 - JHM racing / Greg Lambert R	2:23.916	2	4	25.008	6.944	74.26
13	96	F2	6	J. GALE / B. GALE	Ireson KTM 790 - 4everTT	2:27.607	3	3	28.699	3.691	72.40
14	101	F1	8	WAKLEY / HILDIGE	F1 LCR -	2:32.530	4	4	33.622	4.923	70.07
15	19	F1	9	MACBRIDE / EDWARDS	LCR YAMAHA 600 - Lifesafety Motorsport	2:42.072	2	3	43.164	9.542	65.94
16	167	F1	10	PETTMAN / MOSS	Baker 1000 YAMAHA - Wesso Racing	2:55.335	2	2	56.427	13.263	60.95

Weather / Track : Cloudy / Dry

Date: 31/08/2024 Start: 10:57 Finish: 11:07
Snetterton 300: 2.9689 miles

These results are provisional until the conclusion of any judicial and technical matters.

Clerk Of Course:	Stewards:	Timekeeper:	<i>Craig Smith</i>	
------------------	-----------	-------------	--------------------	--

Results can be found at www.tsl-timing.com

Printed - 11:10 Saturday, 31 August 2024



BMCRC - MRO Championships 2024 - Rnd 6 @ Snetterton 300

BMCRC F1 & F2 Sidecars

QUALIFYING - SECTOR ANALYSIS



SECTOR 1 = FL to I1, SECTOR 2 = I1 to FL, DIFF = Difference To Personal Best Lap, P = Crossed Finish Line in Pit Lane, D = Time Disallowed

P1		34 F1		S. CHRISTIE / T. CHRISTIE		LCR Yamaha F600 - Christie Engineering Services	
IDEAL LAP TIME : 1:58.489		BEST LAP TIME : 1:58.908		DIFFERENCE : 0.419			
LAP	SECTOR 1	SECTOR 2	LAP TIME	MPH	DIFF	TIME OF DAY	
1 -	1:25.996	40.400	2:06.396	84.56	7.488	10:59:57.359	
2 -	1:20.595	39.149	1:59.744 (3)	89.25	0.836	11:01:57.103	
3 -	1:20.266	39.689	1:59.955	89.10	1.047	11:03:57.058	
4 -	1:19.450	39.699	1:59.149 (2)	89.70	0.241	11:05:56.207	
5 -	1:19.869	39.039	1:58.908 (1)	89.88		11:07:55.115	

P2		7 F1		R. CROWE / C. CROWE		HCR TRIUMPH 675 - Northern Fuels	
IDEAL LAP TIME : 2:03.413		BEST LAP TIME : 2:03.683		DIFFERENCE : 0.270			
LAP	SECTOR 1	SECTOR 2	LAP TIME	MPH	DIFF	TIME OF DAY	
1 -	1:26.460	41.620	2:08.080	83.44	4.397	10:59:59.951	
2 -	1:23.523	40.934	2:04.457 (3)	85.87	0.774	11:02:04.408	
3 -	1:22.698	41.024	2:03.722 (2)	86.38	0.039	11:04:08.130	
4 -	1:22.968	40.715	2:03.683 (1)	86.41		11:06:11.813	
5 -	1:23.004	42.608	2:05.612	85.08	1.929	11:08:17.425	

P3		62 F1		WRIGHT / BAILEY		Yamaha RYDE F998 - Stainless Steel Designs Ltd.	
IDEAL LAP TIME : 2:10.155		BEST LAP TIME : 2:10.155		DIFFERENCE : 0.000			
LAP	SECTOR 1	SECTOR 2	LAP TIME	MPH	DIFF	TIME OF DAY	
1 -	1:32.870	44.518	2:17.388 (3)	77.79	7.233	11:00:12.324	
2 -	1:28.909	43.167	2:12.076 (2)	80.92	1.921	11:02:24.400	
3 -	1:27.047	43.108	2:10.155 (1)	82.11		11:04:34.555	

P4		65 F1		FAIERS / FOX		Dean Ryde YAMAHA R6 - AW Racing Ltd	
IDEAL LAP TIME : 2:10.391		BEST LAP TIME : 2:10.451		DIFFERENCE : 0.060			
LAP	SECTOR 1	SECTOR 2	LAP TIME	MPH	DIFF	TIME OF DAY	
1 -	1:32.677	44.647	2:17.324	77.83	6.873	11:00:13.162	
2 -	1:28.606	43.615	2:12.221 (3)	80.83	1.770	11:02:25.383	
3 -	1:27.027	43.424	2:10.451 (1)	81.93		11:04:35.834	
4 -	1:26.967	44.467	2:11.434 (2)	81.31	0.983	11:06:47.268	

P5		113 F2		HANDCOCK / BEVAN		Shelbourne F2 - R J Contracting	
IDEAL LAP TIME : 2:10.883		BEST LAP TIME : 2:10.883		DIFFERENCE : 0.000			
LAP	SECTOR 1	SECTOR 2	LAP TIME	MPH	DIFF	TIME OF DAY	
1 -	1:32.818	43.717	2:16.535	78.28	5.652	11:00:14.828	
2 -	1:29.090	42.874	2:11.964 (2)	80.99	1.081	11:02:26.792	
3 -	1:28.065	42.818	2:10.883 (1)	81.66		11:04:37.675	
4 -	1:28.324	44.075	2:12.399 (3)	80.72	1.516	11:06:50.074	
5 -	1:29.521	43.587	2:13.108	80.29	2.225	11:09:03.182	

P6		83 F2		BUCHANAN / EVANS		Kawasaki LUMLEY SIDECAR - Bull Inn Racing	
IDEAL LAP TIME : 2:11.267		BEST LAP TIME : 2:11.267		DIFFERENCE : 0.000			
LAP	SECTOR 1	SECTOR 2	LAP TIME	MPH	DIFF	TIME OF DAY	
1 -	1:34.867	44.904	2:19.771	76.46	8.504	11:00:18.436	
2 -	1:29.973	43.644	2:13.617	79.99	2.350	11:02:32.053	
3 -	1:28.530	43.686	2:12.216 (3)	80.83	0.949	11:04:44.269	
4 -	1:28.229	43.710	2:11.939 (2)	81.00	0.672	11:06:56.208	
5 -	1:27.721	43.546	2:11.267 (1)	81.42		11:09:07.475	

BMCRC - MRO Championships 2024 - Rnd 6 @ Snetterton 300

BMCRC F1 & F2 Sidecars

QUALIFYING - SECTOR ANALYSIS



SECTOR 1 = FL to I1, SECTOR 2 = I1 to FL, DIFF = Difference To Personal Best Lap, P = Crossed Finish Line in Pit Lane, D = Time Disallowed

P7 171 F1		POTTINGER / DODD		Yamaha LCR 600 F1 SIDECAR - GB Precision Eng/Opal Fabric		
IDEAL LAP TIME : 2:10.416		BEST LAP TIME : 2:11.397		DIFFERENCE : 0.981		
LAP	SECTOR 1	SECTOR 2	LAP TIME	MPH	DIFF	TIME OF DAY
1 -	1:33.772	44.653	2:18.425	77.21	7.028	11:00:11.943
2 -	1:28.353	43.643	2:11.996 (3)	80.97	0.599	11:02:23.939
3 -	1:28.269	43.128	2:11.397 (1)	81.34		11:04:35.336
4 -	1:27.288	44.506	2:11.794 (2)	81.09	0.397	11:06:47.130
5 -	1:29.432	44.846	2:14.278	79.59	2.881	11:09:01.408

P8 69 F2		LAMBERT / HAYNES		Honda LCR - graham anne ward		
IDEAL LAP TIME : 2:12.014		BEST LAP TIME : 2:12.049		DIFFERENCE : 0.035		
LAP	SECTOR 1	SECTOR 2	LAP TIME	MPH	DIFF	TIME OF DAY
1 -	1:34.840	45.104	2:19.944 (3)	76.37	7.895	11:00:24.297
2 -	1:29.230	44.251	2:13.481 (2)	80.07	1.432	11:02:37.778
3 -	1:28.362	43.687	2:12.049 (1)	80.94		11:04:49.827
4 -	1:28.327	IN PIT	2:32.995 P	69.85	20.946	11:07:22.822
5 -	OUTLAP	44.809	2:16.681	78.19	4.632	11:09:39.503

P9 121 F1		LAWRENCE / MULDOON		LCR YAMAHA - highfield transport, JHM autos		
IDEAL LAP TIME : 2:11.206		BEST LAP TIME : 2:12.127		DIFFERENCE : 0.921		
LAP	SECTOR 1	SECTOR 2	LAP TIME	MPH	DIFF	TIME OF DAY
1 -	1:38.240	45.723	2:23.963	74.24	11.836	11:00:26.202
2 -	1:29.632	43.669	2:13.301 (3)	80.18	1.174	11:02:39.503
3 -	1:28.052	44.246	2:12.298 (2)	80.78	0.171	11:04:51.801
4 -	1:27.537	44.590	2:12.127 (1)	80.89		11:07:03.928

P10 38 F1		MOSS / HOPE		LCR R6 - LifeSafety Motorsport - CharlieMossRacing		
IDEAL LAP TIME : 2:15.596		BEST LAP TIME : 2:16.252		DIFFERENCE : 0.656		
LAP	SECTOR 1	SECTOR 2	LAP TIME	MPH	DIFF	TIME OF DAY
1 -	1:38.238	46.830	2:25.068 (2)	73.67	8.816	11:00:24.607
2 -	1:31.473	44.779	2:16.252 (1)	78.44		11:02:40.859

P11 146 F2		SAUNDERS / SMYTH		LCR SUZUKI GSXR 600 -		
IDEAL LAP TIME : 2:16.972		BEST LAP TIME : 2:16.972		DIFFERENCE : 0.000		
LAP	SECTOR 1	SECTOR 2	LAP TIME	MPH	DIFF	TIME OF DAY
1 -	1:41.230	48.623	2:29.853	71.32	12.881	11:00:35.674
2 -	1:35.421	47.587	2:23.008	74.73	6.036	11:02:58.682
3 -	1:32.883	47.081	2:19.964 (3)	76.36	2.992	11:05:18.646
4 -	1:31.485	46.537	2:18.022 (2)	77.43	1.050	11:07:36.668
5 -	1:31.281	45.691	2:16.972 (1)	78.03		11:09:53.640

P12 666 F2		HANKS / KIRK		GLR HONDA CBR 600 - JHM racing / Greg Lambert Racing		
IDEAL LAP TIME : 2:22.437		BEST LAP TIME : 2:23.916		DIFFERENCE : 1.479		
LAP	SECTOR 1	SECTOR 2	LAP TIME	MPH	DIFF	TIME OF DAY
1 -	1:43.818	48.309	2:32.127 (2)	70.25	8.211	11:00:41.067
2 -	1:35.774	48.142	2:23.916 (1)	74.26		11:03:04.983
3 -	1:34.295	IN PIT	2:48.703 P	63.35	24.787	11:05:53.686
4 -	OUTLAP	49.258	2:29.159	71.65	5.243	11:08:22.845

P13 96 F2		J. GALE / B. GALE		Ireson KTM 790 - 4everTT		
IDEAL LAP TIME : 2:27.607		BEST LAP TIME : 2:27.607		DIFFERENCE : 0.000		
LAP	SECTOR 1	SECTOR 2	LAP TIME	MPH	DIFF	TIME OF DAY
1 -	1:53.325	54.814	2:48.139 (2)	63.56	20.532	11:01:00.233
2 -	2:20.540	48.311	3:08.851 (3)	56.59	41.244	11:04:09.084
3 -	1:39.976	47.631	2:27.607 (1)	72.40		11:06:36.691

BMCRC - MRO Championships 2024 - Rnd 6 @ Snetterton 300

BMCRC F1 & F2 Sidecars

QUALIFYING - SECTOR ANALYSIS



SECTOR 1 = FL to I1, SECTOR 2 = I1 to FL, DIFF = Difference To Personal Best Lap, P = Crossed Finish Line in Pit Lane, D = Time Disallowed

P14		101 F1		WAKLEY / HILDIGE		F1 LCR -	
IDEAL LAP TIME : 2:32.530		BEST LAP TIME : 2:32.530		DIFFERENCE : 0.000			
LAP	SECTOR 1	SECTOR 2	LAP TIME	MPH	DIFF	TIME OF DAY	
1 -	1:50.216	54.199	2:44.415	65.00	11.885	11:00:48.592	
2 -	1:43.855	52.259	2:36.114 (3)	68.46	3.584	11:03:24.706	
3 -	1:43.839	51.095	2:34.934 (2)	68.98	2.404	11:05:59.640	
4 -	1:41.800	50.730	2:32.530 (1)	70.07		11:08:32.170	

P15		19 F1		MACBRIDE / EDWARDS		LCR YAMAHA 600 - Lifesafety Motorsport	
IDEAL LAP TIME : 2:39.110		BEST LAP TIME : 2:42.072		DIFFERENCE : 2.962			
LAP	SECTOR 1	SECTOR 2	LAP TIME	MPH	DIFF	TIME OF DAY	
1 -	1:51.104	55.021	2:46.125 (3)	64.33	4.053	11:00:48.223	
2 -	1:48.530	53.542	2:42.072 (1)	65.94		11:03:30.295	
3 -	1:45.568	56.751	2:42.319 (2)	65.84	0.247	11:06:12.614	

P16		167 F1		PETTMAN / MOSS		Baker 1000 YAMAHA - Wesso Racing	
IDEAL LAP TIME : 2:53.501		BEST LAP TIME : 2:55.335		DIFFERENCE : 1.834			
LAP	SECTOR 1	SECTOR 2	LAP TIME	MPH	DIFF	TIME OF DAY	
1 -	2:00.872	59.582	3:00.454 (2)	59.22	5.119	11:01:11.538	
2 -	1:57.908	57.427	2:55.335 (1)	60.95		11:04:06.873	

BMCRC - MRO Championships 2024 - Rnd 6 @ Snetterton 300

BMCRC F1 & F2 Sidecars

QUALIFYING - BEST SECTORS

SECTOR 1			SECTOR 2			IDEAL / BEST COMPARISON						
POS	NO	NAME	TIME	NO	NAME	TIME	POS	NO	NAME	IDEAL	BEST	DIFF
									PERFECT LAP	1:58.489		
1	34	S. CHRISTIE / T. CHRISTIE	1:19.450	34	S. CHRISTIE / T. CHRISTIE	39.039	1	34	S. CHRISTIE / T. CHR	1:58.489	1:58.908	0.419
2	7	R. CROWE / C. CROWE	1:22.698	7	R. CROWE / C. CROWE	40.715	2	7	R. CROWE / C. CROV	2:03.413	2:03.683	0.270
3	65	FAIERS / FOX	1:26.967	113	HANDCOCK / BEVAN	42.818	3	62	WRIGHT / BAILEY	2:10.155	2:10.155	0.000
4	62	WRIGHT / BAILEY	1:27.047	62	WRIGHT / BAILEY	43.108	4	65	FAIERS / FOX	2:10.391	2:10.451	0.060
5	171	POTTINGER / DODD	1:27.288	171	POTTINGER / DODD	43.128	5	171	POTTINGER / DODD	2:10.416	2:11.397	0.981
6	121	LAWRENCE / MULDOON	1:27.537	65	FAIERS / FOX	43.424	6	113	HANDCOCK / BEVAN	2:10.883	2:10.883	0.000
7	83	BUCHANAN / EVANS	1:27.721	83	BUCHANAN / EVANS	43.546	7	121	LAWRENCE / MULDC	2:11.206	2:12.127	0.921
8	113	HANDCOCK / BEVAN	1:28.065	121	LAWRENCE / MULDOON	43.669	8	83	BUCHANAN / EVANS	2:11.267	2:11.267	0.000
9	69	LAMBERT / HAYNES	1:28.327	69	LAMBERT / HAYNES	43.687	9	69	LAMBERT / HAYNES	2:12.014	2:12.049	0.035
10	38	MOSS / HOPE	1:30.817	38	MOSS / HOPE	44.779	10	38	MOSS / HOPE	2:15.596	2:16.252	0.656
11	146	SAUNDERS / SMYTH	1:31.281	146	SAUNDERS / SMYTH	45.691	11	146	SAUNDERS / SMYTH	2:16.972	2:16.972	0.000
12	666	HANKS / KIRK	1:34.295	96	J. GALE / B. GALE	47.631	12	666	HANKS / KIRK	2:22.437	2:23.916	1.479
13	96	J. GALE / B. GALE	1:39.976	666	HANKS / KIRK	48.142	13	96	J. GALE / B. GALE	2:27.607	2:27.607	0.000
14	101	WAKLEY / HILDIGE	1:41.800	101	WAKLEY / HILDIGE	50.730	14	101	WAKLEY / HILDIGE	2:32.530	2:32.530	0.000
15	19	MACBRIDE / EDWARDS	1:45.568	19	MACBRIDE / EDWARDS	53.542	15	19	MACBRIDE / EDWARI	2:39.110	2:42.072	2.962
16	167	PETTMAN / MOSS	1:56.074	167	PETTMAN / MOSS	57.427	16	167	PETTMAN / MOSS	2:53.501	2:55.335	1.834

BMCRC - MRO Championships 2024 - Rnd 6 @ Snetterton 300

BMCRC F1 & F2 Sidecars

QUALIFYING - STATISTICS

Competitors Started	16
Planned Start	2024-08-31 @ 10:36:00.000
Actual Start	2024-08-31 @ 10:57:40.538
Finish Time	2024-08-31 @ 11:07:42.059
Track Length	2.9689mi.
Total Laps	64
Total Distance Covered	190.0103mi.

Session Fastest Lap History

NO	CL	NAME	LAP TIME	TIME OF DAY	LAP	VEHICLE
34	F1	S. CHRISTIE / T. CHRISTIE	2:06.396	10:59:57.370	1	LCR Yamaha F600
34	F1	S. CHRISTIE / T. CHRISTIE	1:59.744	11:01:57.113	2	LCR Yamaha F600
34	F1	S. CHRISTIE / T. CHRISTIE	1:59.149	11:05:56.218	4	LCR Yamaha F600
34	F1	S. CHRISTIE / T. CHRISTIE	1:58.908	11:07:55.125	5	LCR Yamaha F600

Flag History

TYPE	TIME OF DAY
GREEN	10:57:40.538
FINISH	11:07:42.059

Flag Statistics

TYPE	COUNT	TOTAL LAPS	TOTAL TIME
Green	1	5	12:18.090
Red	0	0	0.000
Safety Car	0	0	0.000
FCY	0	0	0.000

BMCRC - MRO Championships 2024 - Rnd 6 @ Snetterton 300

BMCRC F1 & F2 Sidecars

QUALIFYING - STATISTICS

CLASS : F1

10 Starters

Fastest Lap History

NO	NAME	LAP TIME	TIME OF DAY	LAP	VEHICLE
34	S. CHRISTIE / T. CHRISTIE	2:06.396	10:59:57.370	1	LCR Yamaha F600
34	S. CHRISTIE / T. CHRISTIE	1:59.744	11:01:57.113	2	LCR Yamaha F600
34	S. CHRISTIE / T. CHRISTIE	1:59.149	11:05:56.218	4	LCR Yamaha F600
34	S. CHRISTIE / T. CHRISTIE	1:58.908	11:07:55.125	5	LCR Yamaha F600

BMCRC - MRO Championships 2024 - Rnd 6 @ Snetterton 300

BMCRC F1 & F2 Sidecars

QUALIFYING - STATISTICS

CLASS : F2

6 Starters

Fastest Lap History

NO	NAME	LAP TIME	TIME OF DAY	LAP	VEHICLE
113	HANDCOCK / BEVAN	2:16.535	11:00:14.843	1	Shelbourne F2
113	HANDCOCK / BEVAN	2:11.964	11:02:26.806	2	Shelbourne F2
113	HANDCOCK / BEVAN	2:10.883	11:04:37.689	3	Shelbourne F2

BMCRC - MRO Championships 2024 - Rnd 6 @ Snetterton 300

BMCRC F1 & F2 Sidecars

RACE 7 - GRID (5 Laps)



ROW 9			17	84	S. LAIDLLOW / J. LAIDLLOW
ROW 8	16	2:55.335	15	19	MACBRIDE / EDWARDS
ROW 7			14	101	WAKLEY / HILDIGE
ROW 6	12	2:23.916	11	146	SAUNDERS / SMYTH
ROW 5			10	38	MOSS / HOPE
ROW 4	8	2:12.049	7	171	POTTINGER / DODD
ROW 3			6	83	BUCHANAN / EVANS
ROW 2	4	2:10.451	3	62	WRIGHT / BAILEY
ROW 1			2	7	R. CROWE / C. CROWE
			1	34	S. CHRISTIE / T. CHRISTIE
					Pole

These results are provisional until the conclusion of any judicial and technical matters.

Snetterton 300: 2.9689 miles

Clerk Of Course:	Stewards:	Timekeeper:	<i>Craig Smith</i>	
------------------	-----------	-------------	--------------------	--

Results can be found at www.tsl-timing.com

Printed - 11:11 Saturday, 31 August 2024





**BMCRC
F1 & F2
SIDECARS**

BMCRC - MRO Championships 2024 - Rnd 6 @ Snetterton 300

BMCRC F1 & F2 Sidecars

RACE 7 - CLASSIFICATION

Race Distance: 5 Laps / 14.84 miles

POS	NO	CL	PIC	NAME	ENTRY	LAPS	TIME	GAP	DIFF	MPH	BEST	ON	GRD	↑↓
1	34	F1	1	S. CHRISTIE / T. CHRISTIE	LCR Yamaha F600 - Christie Engineering Services	5	10:05.885			88.20	1:58.039	3	1	0
2	7	F1	2	R. CROWE / C. CROWE	HCR TRIUMPH 675 - Northern Fuels	5	10:19.456	13.571	13.571	86.26	2:02.155	3	2	0
3	65	F1	3	FAIERS / FOX	Dean Ryde YAMAHA R6 - AWracing Ltd	5	10:54.667	48.782	35.211	81.62	2:09.439	2	4	1
4	62	F1	4	WRIGHT / BAILEY	Yamaha RYDE F998 - Stainless Steel Designs Ltd.	5	11:00.339	54.454	5.672	80.92	2:09.384	2	3	-1
5	121	F1	5	LAWRENCE / MULDOON	LCR YAMAHA - highfield transport, JHM autos	5	11:10.090	1:04.205	9.751	79.75	2:11.790	3	9	4
6	69	F2	1	LAMBERT / HAYNES	Honda LCR - graham anne ward	5	11:11.592	1:05.707	1.502	79.57	2:11.647	4	8	2
7	113	F2	2	HANDCOCK / BEVAN	Shelbourne F2 - R J Contracting	5	11:11.996	1:06.111	0.404	79.52	2:12.251	5	5	-2
8	171	F1	6	POTTINGER / DODD	Yamaha LCR 600 F1 SIDECAR - GB Precision Eng/Opal Fat	5	11:14.586	1:08.701	2.590	79.21	2:11.585	4	7	-1
9	146	F2	3	SAUNDERS / SMYTH	LCR SUZUKI GSXR 600 -	5	11:41.813	1:35.928	27.227	76.14	2:18.502	2	11	2
10	666	F2	4	HANKS / KIRK	GLR HONDA CBR 600 - JHM racing / Greg Lambert Racing	5	12:00.116	1:54.231	18.303	74.21	2:21.103	5	12	2
11	96	F2	5	J. GALE / B. GALE	Ireson KTM 790 - 4everTT	5	12:00.811	1:54.926	0.695	74.13	2:20.698	5	13	2
12	101	F1	7	WAKLEY / HILDIGE	F1 LCR -	5	12:38.688	2:32.803	37.877	70.43	2:30.513	2	14	2
13	19	F1	8	MACBRIDE / EDWARDS	LCR YAMAHA 600 - Lifesafety Motorsport	4	10:44.453	1 Lap	1 Lap	66.33	2:37.904	2	15	2
14	167	F1	9	PETTMAN / MOSS	Baker 1000 YAMAHA - Wesso Racing	4	11:19.811	1 Lap	35.358	62.88	2:47.345	3	16	2

NOT CLASSIFIED

DNF	83	F2		BUCHANAN / EVANS	Kawasaki LUMLEY SIDECAR - Bull Inn Racing	2	4:36.541	3 Laps	2 Laps	77.29	2:15.926	2	6	
-----	----	----	--	------------------	---	---	----------	--------	--------	-------	----------	---	---	--

FASTEST LAP

34	F1			S. CHRISTIE / T. CHRISTIE	LCR Yamaha F600 - Christie Engineering Services	3	1:58.039			90.54 mph	145.72 kph			
69	F2			LAMBERT / HAYNES	Honda LCR - graham anne ward	4	2:11.647			81.18 mph	130.65 kph			

Comments:

Class F1 - 92.5% of Race Speed = 81.58 mph

Class F2 - 92.5% of Race Speed = 73.60 mph

Weather / Track : Cloudy / Dry

These results are provisional until the conclusion of any judicial and technical matters.

Date: 31/08/2024 Start: 14:29 Finish: 14:39


Snetterton 300: 2.9689 miles

Clerk Of Course:

Stewards:

Timekeeper:

Craig Smith



Results can be found at www.tsl-timing.com

Printed - 14:45 Saturday, 31 August 2024



BMCRC - MRO Championships 2024 - Rnd 6 @ Snetterton 300

BMCRC F1 & F2 Sidecars

RACE 7 - LAP CHART

LAP 1 @ 14:31:58.884			LAP 2 @ 14:33:57.464			LAP 3 @ 14:35:55.503			LAP 4 @ 14:37:54.854			LAP 5 @ 14:39:58.320		
NO	BEHIND	LAP TIME	NO	BEHIND	LAP TIME	NO	BEHIND	LAP TIME	NO	BEHIND	LAP TIME	NO	BEHIND	LAP TIME
34		2:06.449	34		1:58.580	34		1:58.039	34		1:59.351	34		2:03.466
7	2.370	2:08.819	7	6.118	2:02.328	7	10.234	2:02.155	19	1 Lap	2:38.585	7	13.571	2:03.668
65	8.312	2:14.761	65	19.171	2:09.439	65	31.242	2:10.110	7	13.369	2:02.486	19	1 Lap	2:38.196
62	12.580	2:19.029	62	23.384	2:09.384	62	35.229	2:09.884	167	1 Lap	2:47.345	65	48.782	2:10.628
113	13.459	2:19.908	121	28.877	2:12.530	121	42.628	2:11.790	65	41.620	2:09.729	62	54.454	2:11.064
83	14.166	2:20.615	113	29.964	2:15.085	113	44.219	2:12.294	62	46.856	2:10.978	121	1:04.205	2:12.173
171	14.307	2:20.756	69	30.449	2:13.991	69	44.841	2:12.431	121	55.498	2:12.221	69	1:05.707	2:12.036
121	14.927	2:21.376	171	31.491	2:15.764	171	45.258	2:11.806	69	57.137	2:11.647	113	1:06.111	2:12.251
69	15.038	2:21.487	83	31.512	2:15.926	146	58.975	2:18.849	113	57.326	2:12.458	171	1:08.701	2:14.675
146	18.243	2:24.692	146	38.165	2:18.502	666	1:12.852	2:24.551	171	57.492	2:11.585	167	1 Lap	2:49.501
666	22.592	2:29.041	666	46.340	2:22.328	96	1:15.394	2:22.449	146	1:19.011	2:19.387	146	1:35.928	2:20.383
101	24.181	2:30.630	96	50.984	2:24.280	101	1:30.322	2:32.247	666	1:36.594	2:23.093	666	1:54.231	2:21.103
96	25.284	2:31.733	101	56.114	2:30.513				96	1:37.694	2:21.651	96	1:54.926	2:20.698
19	43.319	2:49.768	19	1:22.643	2:37.904				101	2:01.572	2:30.601	101	2:32.803	2:34.697
167	47.779	2:54.228	167	1:37.936	2:48.737									

BMCRC - MRO Championships 2024 - Rnd 6 @ Snetterton 300

BMCRC F1 & F2 Sidecars

RACE 7 - POSITION CHART

No	Name	Lap	1	2	3	4	5
		Pos					
34	S. CHRISTIE / T. CHRIS	1	34	34	34	34	34
7	R. CROWE / C. CROW	2	7	7	7	7	7
62	WRIGHT / BAILEY	3	65	65	65	65	65
65	FAIERS / FOX	4	62	62	62	62	62
113	HANDCOCK / BEVAN	5	113	121	121	121	121
83	BUCHANAN / EVANS	6	83	113	113	69	69
171	POTTINGER / DODD	7	171	69	69	113	113
69	LAMBERT / HAYNES	8	121	171	171	171	171
121	LAWRENCE / MULDOC	9	69	83	146	146	146
146	SAUNDERS / SMYTH	10	146	146	666	666	666
666	HANKS / KIRK	11	666	666	96	96	96
96	J. GALE / B. GALE	12	101	96	101	101	101
101	WAKLEY / HILDIGE	13	96	101	19	19	
19	MACBRIDE / EDWARD	14	19	19	167	167	
167	PETTMAN / MOSS	15	167	167			

BMCRC - MRO Championships 2024 - Rnd 6 @ Snetterton 300

BMCRC F1 & F2 Sidecars

RACE 7 - SECTOR ANALYSIS



SECTOR 1 = FL to I1, SECTOR 2 = I1 to FL, DIFF = Difference To Personal Best Lap, P = Crossed Finish Line in Pit Lane, D = Time Disallowed

P1 34 F1		S. CHRISTIE / T. CHRISTIE		LCR Yamaha F600 - Christie Engineering Services		
IDEAL LAP TIME : 1:57.818		BEST LAP TIME : 1:58.039		DIFFERENCE : 0.221		
LAP	SECTOR 1	SECTOR 2	LAP TIME	MPH	DIFF	TIME OF DAY
1 -		39.176	2:06.449	84.52	8.410	14:31:58.884
2 -	1:19.688	38.892	1:58.580 (2)	90.13	0.541	14:33:57.464
3 -	1:19.498	38.541	1:58.039 (1)	90.54		14:35:55.503
4 -	1:19.557	39.794	1:59.351 (3)	89.55	1.312	14:37:54.854
5 -	1:19.277	44.189	2:03.466	86.56	5.427	14:39:58.320

P2 7 F1		R. CROWE / C. CROWE		HCR TRIUMPH 675 - Northern Fuels		
IDEAL LAP TIME : 2:02.082		BEST LAP TIME : 2:02.155		DIFFERENCE : 0.073		
LAP	SECTOR 1	SECTOR 2	LAP TIME	MPH	DIFF	TIME OF DAY
1 -		40.167	2:08.819	82.96	6.664	14:32:01.254
2 -	1:22.170	40.158	2:02.328 (2)	87.37	0.173	14:34:03.582
3 -	1:22.143	40.012	2:02.155 (1)	87.49		14:36:05.737
4 -	1:22.070	40.416	2:02.486 (3)	87.25	0.331	14:38:08.223
5 -	1:23.117	40.551	2:03.668	86.42	1.513	14:40:11.891

P3 65 F1		FAIERS / FOX		Dean Ryde YAMAHA R6 - AWracing ltd		
IDEAL LAP TIME : 2:09.223		BEST LAP TIME : 2:09.439		DIFFERENCE : 0.216		
LAP	SECTOR 1	SECTOR 2	LAP TIME	MPH	DIFF	TIME OF DAY
1 -		42.492	2:14.761	79.31	5.322	14:32:07.196
2 -	1:26.731	42.708	2:09.439 (1)	82.57		14:34:16.635
3 -	1:26.785	43.325	2:10.110 (3)	82.14	0.671	14:36:26.745
4 -	1:27.101	42.628	2:09.729 (2)	82.38	0.290	14:38:36.474
5 -	1:26.871	43.757	2:10.628	81.82	1.189	14:40:47.102

P4 62 F1		WRIGHT / BAILEY		Yamaha RYDE F998 - Stainless Steel Designs Ltd.		
IDEAL LAP TIME : 2:08.666		BEST LAP TIME : 2:09.384		DIFFERENCE : 0.718		
LAP	SECTOR 1	SECTOR 2	LAP TIME	MPH	DIFF	TIME OF DAY
1 -		43.692	2:19.029	76.87	9.645	14:32:11.464
2 -	1:26.007	43.377	2:09.384 (1)	82.60		14:34:20.848
3 -	1:27.225	42.659	2:09.884 (2)	82.28	0.500	14:36:30.732
4 -	1:27.628	43.350	2:10.978 (3)	81.60	1.594	14:38:41.710
5 -	1:27.660	43.404	2:11.064	81.54	1.680	14:40:52.774

P5 121 F1		LAWRENCE / MULDOON		LCR YAMAHA - highfield transport, JHM autos		
IDEAL LAP TIME : 2:11.157		BEST LAP TIME : 2:11.790		DIFFERENCE : 0.633		
LAP	SECTOR 1	SECTOR 2	LAP TIME	MPH	DIFF	TIME OF DAY
1 -		43.382	2:21.376	75.60	9.586	14:32:13.811
2 -	1:28.306	44.224	2:12.530	80.64	0.740	14:34:26.341
3 -	1:27.865	43.925	2:11.790 (1)	81.09		14:36:38.131
4 -	1:28.191	44.030	2:12.221 (3)	80.83	0.431	14:38:50.352
5 -	1:27.775	44.398	2:12.173 (2)	80.86	0.383	14:41:02.525

P6 69 F2		LAMBERT / HAYNES		Honda LCR - graham anne ward		
IDEAL LAP TIME : 2:11.227		BEST LAP TIME : 2:11.647		DIFFERENCE : 0.420		
LAP	SECTOR 1	SECTOR 2	LAP TIME	MPH	DIFF	TIME OF DAY
1 -		44.319	2:21.487	75.54	9.840	14:32:13.922
2 -	1:29.173	44.818	2:13.991	79.76	2.344	14:34:27.913
3 -	1:29.138	43.293	2:12.431 (3)	80.70	0.784	14:36:40.344
4 -	1:28.050	43.597	2:11.647 (1)	81.18		14:38:51.991
5 -	1:27.934	44.102	2:12.036 (2)	80.94	0.389	14:41:04.027

BMCRC - MRO Championships 2024 - Rnd 6 @ Snetterton 300

BMCRC F1 & F2 Sidecars

RACE 7 - SECTOR ANALYSIS



SECTOR 1 = FL to I1, SECTOR 2 = I1 to FL, DIFF = Difference To Personal Best Lap, P = Crossed Finish Line in Pit Lane, D = Time Disallowed

P7 113 F2		HANDCOCK / BEVAN		Shelbourne F2 - R J Contracting		
IDEAL LAP TIME : 2:11.771		BEST LAP TIME : 2:12.251		DIFFERENCE : 0.480		
LAP	SECTOR 1	SECTOR 2	LAP TIME	MPH	DIFF	TIME OF DAY
1 -		44.476	2:19.908	76.39	7.657	14:32:12.343
2 -	1:29.815	45.270	2:15.085	79.12	2.834	14:34:27.428
3 -	1:28.920	43.374	2:12.294 (2)	80.79	0.043	14:36:39.722
4 -	1:28.877	43.581	2:12.458 (3)	80.69	0.207	14:38:52.180
5 -	1:28.397	43.854	2:12.251 (1)	80.81		14:41:04.431

P8 171 F1		POTTINGER / DODD		Yamaha LCR 600 F1 SIDECAR - GB Precision Eng/Opal Fabric		
IDEAL LAP TIME : 2:11.482		BEST LAP TIME : 2:11.585		DIFFERENCE : 0.103		
LAP	SECTOR 1	SECTOR 2	LAP TIME	MPH	DIFF	TIME OF DAY
1 -		43.723	2:20.756	75.93	9.171	14:32:13.191
2 -	1:28.830	46.934	2:15.764	78.72	4.179	14:34:28.955
3 -	1:28.264	43.542	2:11.806 (2)	81.08	0.221	14:36:40.761
4 -	1:28.367	43.218	2:11.585 (1)	81.22		14:38:52.346
5 -	1:28.678	45.997	2:14.675 (3)	79.36	3.090	14:41:07.021

P9 146 F2		SAUNDERS / SMYTH		LCR SUZUKI GSXR 600 -		
IDEAL LAP TIME : 2:17.639		BEST LAP TIME : 2:18.502		DIFFERENCE : 0.863		
LAP	SECTOR 1	SECTOR 2	LAP TIME	MPH	DIFF	TIME OF DAY
1 -		45.423	2:24.692	73.86	6.190	14:32:17.127
2 -	1:32.216	46.286	2:18.502 (1)	77.16		14:34:35.629
3 -	1:32.250	46.599	2:18.849 (2)	76.97	0.347	14:36:54.478
4 -	1:33.421	45.966	2:19.387 (3)	76.67	0.885	14:39:13.865
5 -	1:33.564	46.819	2:20.383	76.13	1.881	14:41:34.248

P10 666 F2		HANKS / KIRK		GLR HONDA CBR 600 - JHM racing / Greg Lambert Racing		
IDEAL LAP TIME : 2:21.044		BEST LAP TIME : 2:21.103		DIFFERENCE : 0.059		
LAP	SECTOR 1	SECTOR 2	LAP TIME	MPH	DIFF	TIME OF DAY
1 -		46.831	2:29.041	71.71	7.938	14:32:21.476
2 -	1:35.337	46.991	2:22.328 (2)	75.09	1.225	14:34:43.804
3 -	1:36.257	48.294	2:24.551	73.93	3.448	14:37:08.355
4 -	1:36.718	46.375	2:23.093 (3)	74.69	1.990	14:39:31.448
5 -	1:34.669	46.434	2:21.103 (1)	75.74		14:41:52.551

P11 96 F2		J. GALE / B. GALE		Ireson KTM 790 - 4everTT		
IDEAL LAP TIME : 2:20.694		BEST LAP TIME : 2:20.698		DIFFERENCE : 0.004		
LAP	SECTOR 1	SECTOR 2	LAP TIME	MPH	DIFF	TIME OF DAY
1 -		47.881	2:31.733	70.44	11.035	14:32:24.168
2 -	1:36.515	47.765	2:24.280	74.07	3.582	14:34:48.448
3 -	1:36.081	46.368	2:22.449 (3)	75.03	1.751	14:37:10.897
4 -	1:35.426	46.225	2:21.651 (2)	75.45	0.953	14:39:32.548
5 -	1:34.469	46.229	2:20.698 (1)	75.96		14:41:53.246

P12 101 F1		WAKLEY / HILDIGE		F1 LCR -		
IDEAL LAP TIME : 2:28.241		BEST LAP TIME : 2:30.513		DIFFERENCE : 2.272		
LAP	SECTOR 1	SECTOR 2	LAP TIME	MPH	DIFF	TIME OF DAY
1 -		46.935	2:30.630	70.95	0.117	14:32:23.065
2 -	1:41.306	49.207	2:30.513 (1)	71.01		14:34:53.578
3 -	1:42.255	49.992	2:32.247 (3)	70.20	1.734	14:37:25.825
4 -	1:41.449	49.152	2:30.601 (2)	70.96	0.088	14:39:56.426
5 -	1:42.514	52.183	2:34.697	69.09	4.184	14:42:31.123

BMCRC - MRO Championships 2024 - Rnd 6 @ Snetterton 300

BMCRC F1 & F2 Sidecars

RACE 7 - SECTOR ANALYSIS



SECTOR 1 = FL to I1, SECTOR 2 = I1 to FL, DIFF = Difference To Personal Best Lap, P = Crossed Finish Line in Pit Lane, D = Time Disallowed

P13 19 F1		MACBRIDE / EDWARDS		LCR YAMAHA 600 - Lifesafety Motorsport		
IDEAL LAP TIME : 2:36.791		BEST LAP TIME : 2:37.904		DIFFERENCE : 1.113		
LAP	SECTOR 1	SECTOR 2	LAP TIME	MPH	DIFF	TIME OF DAY
1 -		51.896	2:49.768	62.95	11.864	14:32:42.203
2 -	1:44.916	52.988	2:37.904 (1)	67.68		14:35:20.107
3 -	1:46.112	52.473	2:38.585 (3)	67.39	0.681	14:37:58.692
4 -	1:44.895	53.301	2:38.196 (2)	67.56	0.292	14:40:36.888

P14 167 F1		PETTMAN / MOSS		Baker 1000 YAMAHA - Wesso Racing		
IDEAL LAP TIME : 2:46.829		BEST LAP TIME : 2:47.345		DIFFERENCE : 0.516		
LAP	SECTOR 1	SECTOR 2	LAP TIME	MPH	DIFF	TIME OF DAY
1 -		55.503	2:54.228	61.34	6.883	14:32:46.663
2 -	1:51.753	56.984	2:48.737 (2)	63.34	1.392	14:35:35.400
3 -	1:52.269	55.076	2:47.345 (1)	63.86		14:38:22.745
4 -	1:52.954	56.547	2:49.501 (3)	63.05	2.156	14:41:12.246

P15 83 F2		BUCHANAN / EVANS		Kawasaki LUMLEY SIDECAR - Bull Inn Racing		
IDEAL LAP TIME : 2:12.636		BEST LAP TIME : 2:15.926		DIFFERENCE : 3.290		
LAP	SECTOR 1	SECTOR 2	LAP TIME	MPH	DIFF	TIME OF DAY
1 -		43.799	2:20.615	76.00	4.689	14:32:13.050
2 -	1:28.837	47.089	2:15.926 (1)	78.63		14:34:28.976

BMCRC - MRO Championships 2024 - Rnd 6 @ Snetterton 300

BMCRC F1 & F2 Sidecars

RACE 7 - BEST SECTORS

SECTOR 1			SECTOR 2			IDEAL / BEST COMPARISON						
POS	NO	NAME	TIME	NO	NAME	TIME	POS	NO	NAME	IDEAL	BEST	DIFF
1	34	S. CHRISTIE / T. CHRISTIE	1:19.277	34	S. CHRISTIE / T. CHRISTIE	38.541	1	34	S. CHRISTIE / T. CHR	1:57.818	1:58.039	0.221
2	7	R. CROWE / C. CROWE	1:22.070	7	R. CROWE / C. CROWE	40.012	2	7	R. CROWE / C. CROV	2:02.082	2:02.155	0.073
3	62	WRIGHT / BAILEY	1:26.007	65	FAIERS / FOX	42.492	3	62	WRIGHT / BAILEY	2:08.666	2:09.384	0.718
4	65	FAIERS / FOX	1:26.731	62	WRIGHT / BAILEY	42.659	4	65	FAIERS / FOX	2:09.223	2:09.439	0.216
5	121	LAWRENCE / MULDOON	1:27.775	171	POTTINGER / DODD	43.218	5	121	LAWRENCE / MULDC	2:11.157	2:11.790	0.633
6	69	LAMBERT / HAYNES	1:27.934	69	LAMBERT / HAYNES	43.293	6	69	LAMBERT / HAYNES	2:11.227	2:11.647	0.420
7	171	POTTINGER / DODD	1:28.264	113	HANDCOCK / BEVAN	43.374	7	171	POTTINGER / DODD	2:11.482	2:11.585	0.103
8	113	HANDCOCK / BEVAN	1:28.397	121	LAWRENCE / MULDOON	43.382	8	113	HANDCOCK / BEVAN	2:11.771	2:12.251	0.480
9	83	BUCHANAN / EVANS	1:28.837	83	BUCHANAN / EVANS	43.799	9	83	BUCHANAN / EVANS	2:12.636	2:15.926	3.290
10	146	SAUNDERS / SMYTH	1:32.216	146	SAUNDERS / SMYTH	45.423	10	146	SAUNDERS / SMYTH	2:17.639	2:18.502	0.863
11	96	J. GALE / B. GALE	1:34.469	96	J. GALE / B. GALE	46.225	11	96	J. GALE / B. GALE	2:20.694	2:20.698	0.004
12	666	HANKS / KIRK	1:34.669	666	HANKS / KIRK	46.375	12	666	HANKS / KIRK	2:21.044	2:21.103	0.059
13	101	WAKLEY / HILDIGE	1:41.306	101	WAKLEY / HILDIGE	46.935	13	101	WAKLEY / HILDIGE	2:28.241	2:30.513	2.272
14	19	MACBRIDE / EDWARDS	1:44.895	19	MACBRIDE / EDWARDS	51.896	14	19	MACBRIDE / EDWARI	2:36.791	2:37.904	1.113
15	167	PETTMAN / MOSS	1:51.753	167	PETTMAN / MOSS	55.076	15	167	PETTMAN / MOSS	2:46.829	2:47.345	0.516

BMCRC - MRO Championships 2024 - Rnd 6 @ Snetterton 300

BMCRC F1 & F2 Sidecars

RACE 7 - STATISTICS

Competitors Started 15
Planned Start 2024-08-31 @ 14:20:00.000
Actual Start 2024-08-31 @ 14:29:52.435
Finish Time 2024-08-31 @ 14:39:58.319
Track Length 2.9689mi.
Total Laps 70
Total Distance Covered 207.8238mi.

Session Fastest Lap History

NO	CL	NAME	LAP TIME	TIME OF DAY	LAP	VEHICLE
34	F1	S. CHRISTIE / T. CHRISTIE	1:58.580	14:33:57.475	2	LCR Yamaha F600
34	F1	S. CHRISTIE / T. CHRISTIE	1:58.039	14:35:55.513	3	LCR Yamaha F600

Session Leader History

NO	CL	NAME	FROM LAP	LAPS LED	DISTANCE	VEHICLE
34	F1	S. CHRISTIE / T. CHRISTIE	1	5	14.84 miles	LCR Yamaha F600

Flag History

TYPE	TIME OF DAY
GREEN	14:29:52.435
FINISH	14:39:58.319

Flag Statistics

TYPE	COUNT	TOTAL LAPS	TOTAL TIME
Green	1	5	12:44.442
Red	0	0	0.000
Safety Car	0	0	0.000
FCY	0	0	0.000

BMCRC - MRO Championships 2024 - Rnd 6 @ Snetterton 300

BMCRC F1 & F2 Sidecars

RACE 7 - STATISTICS

CLASS : F1

9 Starters

Fastest Lap History

NO	NAME	LAP TIME	TIME OF DAY	LAP	VEHICLE
34	S. CHRISTIE / T. CHRISTIE	1:58.580	14:33:57.475	2	LCR Yamaha F600
34	S. CHRISTIE / T. CHRISTIE	1:58.039	14:35:55.513	3	LCR Yamaha F600

Leader History

NO	NAME	FROM LAP	LAPS LED	DISTANCE	VEHICLE
34	S. CHRISTIE / T. CHRISTIE	1	5	14.84 miles	LCR Yamaha F600

BMCRC - MRO Championships 2024 - Rnd 6 @ Snetterton 300

BMCRC F1 & F2 Sidecars

RACE 7 - STATISTICS

CLASS : F2

6 Starters

Fastest Lap History

NO	NAME	LAP TIME	TIME OF DAY	LAP	VEHICLE
113	HANDCOCK / BEVAN	2:15.085	14:34:27.442	2	Shelbourne F2
69	LAMBERT / HAYNES	2:13.991	14:34:27.927	2	Honda LCR
113	HANDCOCK / BEVAN	2:12.294	14:36:39.736	3	Shelbourne F2
69	LAMBERT / HAYNES	2:11.647	14:38:52.005	4	Honda LCR

Leader History

NO	NAME	FROM LAP	LAPS LED	DISTANCE	VEHICLE
113	HANDCOCK / BEVAN	1	3	8.90 miles	Shelbourne F2
69	LAMBERT / HAYNES	4	2	5.93 miles	Honda LCR

BMCRC - MRO Championships 2024 - Rnd 6 @ Snetterton 300

BMCRC F1 & F2 Sidecars

RACE 15 - GRID (5 Laps)



ROW 9			17	84 S. LAIDLLOW / J. LAIDLLOW					
ROW 8	16	38 MOSS / HOPE		2:47.345	15	167 PETTMAN / MOSS			
ROW 7			14	2:37.904	19 MACBRIDE / EDWARDS		13	2:30.513	101 WAKLEY / HILDIGE
ROW 6	12	666 HANKS / BANKS		2:20.698	11	96 J. GALE / B. GALE			
ROW 5			10	2:18.502	146 SAUNDERS / SMYTH		9	2:15.926	83 BUCHANAN / EVANS
ROW 4	8	2:12.251	113 HANDCOCK / BEVAN		7	2:11.790	121 LAWRENCE / MULDOON		
ROW 3			6	69 LAMBERT / JAVENS		5	2:11.585	171 POTTINGER / DODD	
ROW 2	4	2:09.439	65 FAIERS / FOX		3	2:09.384	62 WRIGHT / BAILEY		
ROW 1			2	2:02.155	7 R. CROWE / C. CROWE		1	1:58.039	34 S. CHRISTIE / T. CHRISTIE
Pole									

These results are provisional until the conclusion of any judicial and technical matters.

Snetterton 300: 2.9689 miles

Clerk Of Course:	Stewards:	Timekeeper:	<i>Craig Smith</i>	
------------------	-----------	-------------	--------------------	--

Results can be found at www.tsl-timing.com

Printed - 14:47 Saturday, 31 August 2024





BMCRC - MRO Championships 2024 - Rnd 6 @ Snetterton 300

BMCRC F1 & F2 Sidecars

RACE 15 - CLASSIFICATION

Race Distance: 5 Laps / 14.84 miles

POS	NO	CL	PIC	NAME	ENTRY	LAPS	TIME	GAP	DIFF	MPH	BEST	ON	GRD	↑↓
1	7	F1	1	R. CROWE / C. CROWE	HCR TRIUMPH 675 - Northern Fuels	5	10:16.762			86.64	2:01.605	4	2	1
2	62	F1	2	WRIGHT / BAILEY	Yamaha RYDE F998 - Stainless Steel Designs Ltd.	5	10:55.339	38.577	38.577	81.54	2:09.722	2	3	1
3	171	F1	3	POTTINGER / DODD	Yamaha LCR 600 F1 SIDECAR - GB Precision Eng/Opal Fat	5	11:03.725	46.963	8.386	80.51	2:10.363	3	5	2
4	65*	F1	4	FAIERS / FOX	Dean Ryde YAMAHA R6 - AWracing Ltd	5	11:05.519	48.757	1.794	80.29	2:09.719	2	4	0
5	69	F2	1	LAMBERT / JAVENS	Honda LCR - graham anne ward	5	11:06.048	49.286	0.529	80.23	2:11.453	5	6	1
6	121	F1	5	LAWRENCE / MULDOON	LCR YAMAHA - highfield transport, JHM autos	5	11:06.227	49.465	0.179	80.21	2:10.468	4	7	1
7	113	F2	2	HANDCOCK / BEVAN	Shelbourne F2 - R J Contracting	5	11:08.125	51.363	1.898	79.98	2:11.675	4	8	1
8	83	F2	3	BUCHANAN / EVANS	Kawasaki LUMLEY SIDECAR - Bull Inn Racing	5	11:13.280	56.518	5.155	79.37	2:12.162	3	9	1
9	146	F2	4	SAUNDERS / SMYTH	LCR SUZUKI GSXR 600 -	5	11:35.810	1:19.048	22.530	76.80	2:16.198	2	10	1
10	101	F1	6	WAKLEY / HILDIGE	F1 LCR -	5	11:50.022	1:33.260	14.212	75.26	2:16.779	5	13	3
11	96	F2	5	J. GALE / B. GALE	Ireson KTM 790 - 4everTT	5	11:52.818	1:36.056	2.796	74.97	2:19.998	5	11	0
12	666	F2	6	HANKS / BANKS	GLR HONDA CBR 600 - JHM racing / Greg Lambert Racing	5	11:54.244	1:37.482	1.426	74.82	2:20.536	3	12	0
13	167	F1	7	PETTMAN / MOSS	Baker 1000 YAMAHA - Wesso Racing	4	10:29.770	1 Lap	1 Lap	67.88	2:33.119	4	15	2
14	19	F1	8	MACBRIDE / EDWARDS	LCR YAMAHA 600 - Lifesafety Motorsport	4	10:35.294	1 Lap	5.524	67.29	2:34.508	2	14	0

NOT CLASSIFIED

DNF	34	F1		S. CHRISTIE / T. CHRISTIE	LCR Yamaha F600 - Christie Engineering Services	4	7:57.557	1 Lap		89.52	1:57.522	2	1	
-----	----	----	--	---------------------------	---	---	----------	-------	--	-------	----------	---	---	--

FASTEST LAP

34	F1			S. CHRISTIE / T. CHRISTIE	LCR Yamaha F600 - Christie Engineering Services	2	1:57.522			90.94 mph	146.36 kph			
69	F2			LAMBERT / JAVENS	Honda LCR - graham anne ward	5	2:11.453			81.30 mph	130.85 kph			

Comments:

* No. 65 - 10 second penalty - jump start

Class F1 - 92.5% of Race Speed = 80.14 mph

Class F2 - 92.5% of Race Speed = 74.21 mph

Weather / Track : Cloudy / Dry

These results are provisional until the conclusion of any judicial and technical matters.

Date: 31/08/2024 Start: 17:10 Finish: 17:20

Snetterton 300: 2.9689 miles

Clerk Of Course:	Stewards:	Timekeeper: <i>Craig Smith</i>	
------------------	-----------	-----------------------------------	--

Results can be found at www.tsl-timing.com

Printed - 17:23 Saturday, 31 August 2024



BMCRC - MRO Championships 2024 - Rnd 6 @ Snetterton 300

BMCRC F1 & F2 Sidecars

RACE 15 - LAP CHART

LAP 1 @ 17:12:06.536			LAP 2 @ 17:14:04.058			LAP 3 @ 17:16:01.689			LAP 4 @ 17:17:59.674			LAP 5 @ 17:20:18.879		
NO	BEHIND	LAP TIME	NO	BEHIND	LAP TIME	NO	BEHIND	LAP TIME	NO	BEHIND	LAP TIME	NO	BEHIND	LAP TIME
34		2:04.419	34		1:57.522	34		1:57.631	34		1:57.985	7		2:04.408
7	2.868	2:07.287	7	7.187	2:01.841	7	11.177	2:01.621	7	14.797	2:01.605	167	1 Lap	2:33.119
65	10.452	2:14.871	65	22.649	2:09.719	62	35.572	2:09.740	62	47.346	2:09.759	19	1 Lap	2:39.108
62	11.263	2:15.682	62	23.463	2:09.722	65	35.721	2:10.703	65	47.924	2:10.188	62	38.577	2:10.436
69	14.677	2:19.096	69	29.254	2:12.099	171	42.353	2:10.363	171	54.975	2:10.607	65	38.757	2:10.038
113	14.855	2:19.274	171	29.621	2:11.484	69	43.375	2:11.752	69	57.038	2:11.648	171	46.963	2:11.193
171	15.659	2:20.078	113	29.975	2:12.642	113	44.350	2:12.006	121	57.894	2:10.468	69	49.286	2:11.453
121	16.436	2:20.855	121	30.493	2:11.579	121	45.411	2:12.549	113	58.040	2:11.675	121	49.465	2:10.776
83	18.098	2:22.517	83	33.271	2:12.695	83	47.802	2:12.162	83	1:02.988	2:13.171	113	51.363	2:12.528
146	19.153	2:23.572	146	37.829	2:16.198	146	57.885	2:17.687	146	1:18.765	2:18.865	83	56.518	2:12.735
96	23.482	2:27.901	96	47.316	2:21.356	666	1:11.043	2:20.536	666	1:35.082	2:22.024	146	1:19.048	2:19.488
666	23.797	2:28.216	666	48.138	2:21.863	96	1:11.931	2:22.246	96	1:35.263	2:21.317	101	1:33.260	2:16.779
101	26.020	2:30.439	101	50.487	2:21.989	101	1:14.025	2:21.169	101	1:35.686	2:19.646	96	1:36.056	2:19.998
19	40.250	2:44.669	19	1:17.236	2:34.508	19	1:56.614	2:37.009				666	1:37.482	2:21.605
167	42.386	2:46.805	167	1:19.775	2:34.911	167	1:57.079	2:34.935						

BMCRC - MRO Championships 2024 - Rnd 6 @ Snetterton 300

BMCRC F1 & F2 Sidecars

RACE 15 - POSITION CHART

No	Name	Lap					
		Pos	1	2	3	4	5
34	S. CHRISTIE / T. CHRIS	1	34	34	34	34	7
7	R. CROWE / C. CROW	2	7	7	7	7	62
62	WRIGHT / BAILEY	3	65	65	62	62	65
65	FAIERS / FOX	4	62	62	65	65	171
171	POTTINGER / DODD	5	69	69	171	171	69
69	LAMBERT / JAVENS	6	113	171	69	69	121
121	LAWRENCE / MULDOC	7	171	113	113	121	113
113	HANDCOCK / BEVAN	8	121	121	121	113	83
83	BUCHANAN / EVANS	9	83	83	83	83	146
146	SAUNDERS / SMYTH	10	146	146	146	146	101
96	J. GALE / B. GALE	11	96	96	666	666	96
666	HANKS / BANKS	12	666	666	96	96	666
101	WAKLEY / HILDIGE	13	101	101	101	101	
19	MACBRIDE / EDWARD	14	19	19	19	167	
167	PETTMAN / MOSS	15	167	167	167	19	

BMCRC - MRO Championships 2024 - Rnd 6 @ Snetterton 300

BMCRC F1 & F2 Sidecars

RACE 15 - SECTOR ANALYSIS



SECTOR 1 = FL to I1, SECTOR 2 = I1 to FL, DIFF = Difference To Personal Best Lap, P = Crossed Finish Line in Pit Lane, D = Time Disallowed

P1		7 F1		R. CROWE / C. CROWE		HCR TRIUMPH 675 - Northern Fuels	
IDEAL LAP TIME : 2:01.216		BEST LAP TIME : 2:01.605		DIFFERENCE : 0.389			
LAP	SECTOR 1	SECTOR 2	LAP TIME	MPH	DIFF	TIME OF DAY	
1 -		40.024	2:07.287	83.96	5.682	17:12:09.404	
2 -	1:21.686	40.155	2:01.841 (3)	87.72	0.236	17:14:11.245	
3 -	1:21.462	40.159	2:01.621 (2)	87.88	0.016	17:16:12.866	
4 -	1:21.851	39.754	2:01.605 (1)	87.89		17:18:14.471	
5 -	1:23.973	40.435	2:04.408	85.91	2.803	17:20:18.879	

P2		62 F1		WRIGHT / BAILEY		Yamaha RYDE F998 - Stainless Steel Designs Ltd.	
IDEAL LAP TIME : 2:09.398		BEST LAP TIME : 2:09.722		DIFFERENCE : 0.324			
LAP	SECTOR 1	SECTOR 2	LAP TIME	MPH	DIFF	TIME OF DAY	
1 -		42.949	2:15.682	78.77	5.960	17:12:17.799	
2 -	1:26.449	43.273	2:09.722 (1)	82.39		17:14:27.521	
3 -	1:26.583	43.157	2:09.740 (2)	82.38	0.018	17:16:37.261	
4 -	1:26.697	43.062	2:09.759 (3)	82.36	0.037	17:18:47.020	
5 -	1:27.295	43.141	2:10.436	81.94	0.714	17:20:57.456	

P3		171 F1		POTTINGER / DODD		Yamaha LCR 600 F1 SIDECAR - GB Precision Eng/Opal Fabric	
IDEAL LAP TIME : 2:10.363		BEST LAP TIME : 2:10.363		DIFFERENCE : 0.000			
LAP	SECTOR 1	SECTOR 2	LAP TIME	MPH	DIFF	TIME OF DAY	
1 -		44.021	2:20.078	76.30	9.715	17:12:22.195	
2 -	1:28.760	42.724	2:11.484	81.28	1.121	17:14:33.679	
3 -	1:27.911	42.452	2:10.363 (1)	81.98		17:16:44.042	
4 -	1:28.069	42.538	2:10.607 (2)	81.83	0.244	17:18:54.649	
5 -	1:27.995	43.198	2:11.193 (3)	81.46	0.830	17:21:05.842	

P4		65 F1		FAIERS / FOX		Dean Ryde YAMAHA R6 - AWracing ltd	
IDEAL LAP TIME : 2:08.979		BEST LAP TIME : 2:09.719		DIFFERENCE : 0.740			
LAP	SECTOR 1	SECTOR 2	LAP TIME	MPH	DIFF	TIME OF DAY	
1 -		42.562	2:14.871	79.24	5.152	17:12:16.988	
2 -	1:26.476	43.243	2:09.719 (1)	82.39		17:14:26.707	
3 -	1:27.079	43.624	2:10.703	81.77	0.984	17:16:37.410	
4 -	1:27.080	43.108	2:10.188 (3)	82.09	0.469	17:18:47.598	
5 -	1:27.535	42.503	2:10.038 (2)	82.19	0.319	17:20:57.636	

P5		69 F2		LAMBERT / JAVENS		Honda LCR - graham anne ward	
IDEAL LAP TIME : 2:11.319		BEST LAP TIME : 2:11.453		DIFFERENCE : 0.134			
LAP	SECTOR 1	SECTOR 2	LAP TIME	MPH	DIFF	TIME OF DAY	
1 -		43.670	2:19.096	76.83	7.643	17:12:21.213	
2 -	1:28.668	43.431	2:12.099	80.90	0.646	17:14:33.312	
3 -	1:28.205	43.547	2:11.752 (3)	81.12	0.299	17:16:45.064	
4 -	1:28.054	43.594	2:11.648 (2)	81.18	0.195	17:18:56.712	
5 -	1:27.888	43.565	2:11.453 (1)	81.30		17:21:08.165	

P6		121 F1		LAWRENCE / MULDOON		LCR YAMAHA - highfield transport, JHM autos	
IDEAL LAP TIME : 2:10.283		BEST LAP TIME : 2:10.468		DIFFERENCE : 0.185			
LAP	SECTOR 1	SECTOR 2	LAP TIME	MPH	DIFF	TIME OF DAY	
1 -		44.837	2:20.855	75.87	10.387	17:12:22.972	
2 -	1:28.463	43.116	2:11.579 (3)	81.22	1.111	17:14:34.551	
3 -	1:28.482	44.067	2:12.549	80.63	2.081	17:16:47.100	
4 -	1:27.406	43.062	2:10.468 (1)	81.92		17:18:57.568	
5 -	1:27.221	43.555	2:10.776 (2)	81.72	0.308	17:21:08.344	

BMCRC - MRO Championships 2024 - Rnd 6 @ Snetterton 300

BMCRC F1 & F2 Sidecars

RACE 15 - SECTOR ANALYSIS



SECTOR 1 = FL to I1, SECTOR 2 = I1 to FL, DIFF = Difference To Personal Best Lap, P = Crossed Finish Line in Pit Lane, D = Time Disallowed

P7 113 F2		HANDCOCK / BEVAN		Shelbourne F2 - R J Contracting			
IDEAL LAP TIME : 2:11.394		BEST LAP TIME : 2:11.675		DIFFERENCE : 0.281			
LAP	SECTOR 1	SECTOR 2	LAP TIME	MPH	DIFF	TIME OF DAY	
1 -		43.570	2:19.274	76.74	7.599	17:12:21.391	
2 -	1:29.203	43.439	2:12.642	80.57	0.967	17:14:34.033	
3 -	1:28.762	43.244	2:12.006 (2)	80.96	0.331	17:16:46.039	
4 -	1:28.248	43.427	2:11.675 (1)	81.17		17:18:57.714	
5 -	1:28.150	44.378	2:12.528 (3)	80.64	0.853	17:21:10.242	

P8 83 F2		BUCHANAN / EVANS		Kawasaki LUMLEY SIDECAR - Bull Inn Racing			
IDEAL LAP TIME : 2:11.846		BEST LAP TIME : 2:12.162		DIFFERENCE : 0.316			
LAP	SECTOR 1	SECTOR 2	LAP TIME	MPH	DIFF	TIME OF DAY	
1 -		44.083	2:22.517	74.99	10.355	17:12:24.634	
2 -	1:28.361	44.334	2:12.695 (2)	80.54	0.533	17:14:37.329	
3 -	1:28.677	43.485	2:12.162 (1)	80.87		17:16:49.491	
4 -	1:29.230	43.941	2:13.171	80.25	1.009	17:19:02.662	
5 -	1:28.957	43.778	2:12.735 (3)	80.52	0.573	17:21:15.397	

P9 146 F2		SAUNDERS / SMYTH		LCR SUZUKI GSXR 600 -			
IDEAL LAP TIME : 2:16.131		BEST LAP TIME : 2:16.198		DIFFERENCE : 0.067			
LAP	SECTOR 1	SECTOR 2	LAP TIME	MPH	DIFF	TIME OF DAY	
1 -		45.271	2:23.572	74.44	7.374	17:12:25.689	
2 -	1:30.860	45.338	2:16.198 (1)	78.47		17:14:41.887	
3 -	1:31.742	45.945	2:17.687 (2)	77.62	1.489	17:16:59.574	
4 -	1:32.797	46.068	2:18.865 (3)	76.96	2.667	17:19:18.439	
5 -	1:32.981	46.507	2:19.488	76.62	3.290	17:21:37.927	

P10 101 F1		WAKLEY / HILDIGE		F1 LCR -			
IDEAL LAP TIME : 2:16.668		BEST LAP TIME : 2:16.779		DIFFERENCE : 0.111			
LAP	SECTOR 1	SECTOR 2	LAP TIME	MPH	DIFF	TIME OF DAY	
1 -		47.370	2:30.439	71.04	13.660	17:12:32.556	
2 -	1:34.683	47.306	2:21.989	75.27	5.210	17:14:54.545	
3 -	1:33.456	47.713	2:21.169 (3)	75.71	4.390	17:17:15.714	
4 -	1:34.454	45.192	2:19.646 (2)	76.53	2.867	17:19:35.360	
5 -	1:31.476	45.303	2:16.779 (1)	78.14		17:21:52.139	

P11 96 F2		J. GALE / B. GALE		Ireson KTM 790 - 4everTT			
IDEAL LAP TIME : 2:19.998		BEST LAP TIME : 2:19.998		DIFFERENCE : 0.000			
LAP	SECTOR 1	SECTOR 2	LAP TIME	MPH	DIFF	TIME OF DAY	
1 -		45.487	2:27.901	72.26	7.903	17:12:30.018	
2 -	1:34.825	46.531	2:21.356 (3)	75.61	1.358	17:14:51.374	
3 -	1:35.724	46.522	2:22.246	75.13	2.248	17:17:13.620	
4 -	1:34.984	46.333	2:21.317 (2)	75.63	1.319	17:19:34.937	
5 -	1:34.522	45.476	2:19.998 (1)	76.34		17:21:54.935	

P12 666 F2		HANKS / BANKS		GLR HONDA CBR 600 - JHM racing / Greg Lambert Racing			
IDEAL LAP TIME : 2:19.128		BEST LAP TIME : 2:20.536		DIFFERENCE : 1.408			
LAP	SECTOR 1	SECTOR 2	LAP TIME	MPH	DIFF	TIME OF DAY	
1 -		47.829	2:28.216	72.11	7.680	17:12:30.333	
2 -	1:34.227	47.636	2:21.863 (3)	75.34	1.327	17:14:52.196	
3 -	1:33.511	47.025	2:20.536 (1)	76.05		17:17:12.732	
4 -	1:34.571	47.453	2:22.024	75.25	1.488	17:19:34.756	
5 -	1:35.988	45.617	2:21.605 (2)	75.47	1.069	17:21:56.361	

BMCRC - MRO Championships 2024 - Rnd 6 @ Snetterton 300

BMCRC F1 & F2 Sidecars

RACE 15 - SECTOR ANALYSIS



SECTOR 1 = FL to I1, SECTOR 2 = I1 to FL, DIFF = Difference To Personal Best Lap, P = Crossed Finish Line in Pit Lane, D = Time Disallowed

P13 167 F1		PETTMAN / MOSS		Baker 1000 YAMAHA - Wesso Racing		
IDEAL LAP TIME : 2:33.119		BEST LAP TIME : 2:33.119		DIFFERENCE : 0.000		
LAP	SECTOR 1	SECTOR 2	LAP TIME	MPH	DIFF	TIME OF DAY
1 -		52.930	2:46.805	64.07	13.686	17:12:48.922
2 -	1:43.202	51.709	2:34.911 (2)	68.99	1.792	17:15:23.833
3 -	1:43.690	51.245	2:34.935 (3)	68.98	1.816	17:17:58.768
4 -	1:42.260	50.859	2:33.119 (1)	69.80		17:20:31.887

P14 19 F1		MACBRIDE / EDWARDS		LCR YAMAHA 600 - Lifesafety Motorsport		
IDEAL LAP TIME : 2:34.508		BEST LAP TIME : 2:34.508		DIFFERENCE : 0.000		
LAP	SECTOR 1	SECTOR 2	LAP TIME	MPH	DIFF	TIME OF DAY
1 -		51.919	2:44.669	64.90	10.161	17:12:46.786
2 -	1:42.810	51.698	2:34.508 (1)	69.17		17:15:21.294
3 -	1:44.533	52.476	2:37.009 (2)	68.07	2.501	17:17:58.303
4 -	1:44.812	54.296	2:39.108 (3)	67.17	4.600	17:20:37.411

P15 34 F1		S. CHRISTIE / T. CHRISTIE		LCR Yamaha F600 - Christie Engineering Services		
IDEAL LAP TIME : 1:57.352		BEST LAP TIME : 1:57.522		DIFFERENCE : 0.170		
LAP	SECTOR 1	SECTOR 2	LAP TIME	MPH	DIFF	TIME OF DAY
1 -		38.860	2:04.419	85.90	6.897	17:12:06.536
2 -	1:18.893	38.629	1:57.522 (1)	90.94		17:14:04.058
3 -	1:19.172	38.459	1:57.631 (2)	90.86	0.109	17:16:01.689
4 -	1:19.159	38.826	1:57.985 (3)	90.58	0.463	17:17:59.674

BMCRC - MRO Championships 2024 - Rnd 6 @ Snetterton 300

BMCRC F1 & F2 Sidecars

RACE 15 - BEST SECTORS

SECTOR 1			SECTOR 2			IDEAL / BEST COMPARISON						
POS	NO	NAME	TIME	NO	NAME	TIME	POS	NO	NAME	IDEAL	BEST	DIFF
									PERFECT LAP	1:57.352		
1	34	S. CHRISTIE / T. CHRISTIE	1:18.893	34	S. CHRISTIE / T. CHRISTIE	38.459	1	34	S. CHRISTIE / T. CHR	1:57.352	1:57.522	0.170
2	7	R. CROWE / C. CROWE	1:21.462	7	R. CROWE / C. CROWE	39.754	2	7	R. CROWE / C. CROV	2:01.216	2:01.605	0.389
3	62	WRIGHT / BAILEY	1:26.449	171	POTTINGER / DODD	42.452	3	65	FAIERS / FOX	2:08.979	2:09.719	0.740
4	65	FAIERS / FOX	1:26.476	65	FAIERS / FOX	42.503	4	62	WRIGHT / BAILEY	2:09.398	2:09.722	0.324
5	121	LAWRENCE / MULDOON	1:27.221	62	WRIGHT / BAILEY	42.949	5	121	LAWRENCE / MULDC	2:10.283	2:10.468	0.185
6	69	LAMBERT / JAVENS	1:27.888	121	LAWRENCE / MULDOON	43.062	6	171	POTTINGER / DODD	2:10.363	2:10.363	0.000
7	171	POTTINGER / DODD	1:27.911	113	HANDCOCK / BEVAN	43.244	7	69	LAMBERT / JAVENS	2:11.319	2:11.453	0.134
8	113	HANDCOCK / BEVAN	1:28.150	69	LAMBERT / JAVENS	43.431	8	113	HANDCOCK / BEVAN	2:11.394	2:11.675	0.281
9	83	BUCHANAN / EVANS	1:28.361	83	BUCHANAN / EVANS	43.485	9	83	BUCHANAN / EVANS	2:11.846	2:12.162	0.316
10	146	SAUNDERS / SMYTH	1:30.860	101	WAKLEY / HILDIGE	45.192	10	146	SAUNDERS / SMYTH	2:16.131	2:16.198	0.067
11	101	WAKLEY / HILDIGE	1:31.476	146	SAUNDERS / SMYTH	45.271	11	101	WAKLEY / HILDIGE	2:16.668	2:16.779	0.111
12	666	HANKS / BANKS	1:33.511	96	J. GALE / B. GALE	45.476	12	666	HANKS / BANKS	2:19.128	2:20.536	1.408
13	96	J. GALE / B. GALE	1:34.522	666	HANKS / BANKS	45.617	13	96	J. GALE / B. GALE	2:19.998	2:19.998	0.000
14	167	PETTMAN / MOSS	1:42.260	167	PETTMAN / MOSS	50.859	14	167	PETTMAN / MOSS	2:33.119	2:33.119	0.000
15	19	MACBRIDE / EDWARDS	1:42.810	19	MACBRIDE / EDWARDS	51.698	15	19	MACBRIDE / EDWARI	2:34.508	2:34.508	0.000

BMCRC - MRO Championships 2024 - Rnd 6 @ Snetterton 300

BMCRC F1 & F2 Sidecars

RACE 15 - STATISTICS

Competitors Started 15
Planned Start 2024-08-31 @ 17:00:00.000
Actual Start 2024-08-31 @ 17:10:02.116
Finish Time 2024-08-31 @ 17:20:18.878
Track Length 2.9689mi.
Total Laps 72
Total Distance Covered 213.7616mi.

Session Fastest Lap History

NO	CL	NAME	LAP TIME	TIME OF DAY	LAP	VEHICLE
34	F1	S. CHRISTIE / T. CHRISTIE	1:57.522	17:14:04.068	2	LCR Yamaha F600

Session Leader History

NO	CL	NAME	FROM LAP	LAPS LED	DISTANCE	VEHICLE
34	F1	S. CHRISTIE / T. CHRISTIE	1	4	11.87 miles	LCR Yamaha F600
7	F1	R. CROWE / C. CROWE	5	1	2.96 miles	HCR TRIUMPH 675

Flag History

TYPE	TIME OF DAY
GREEN	17:10:02.116
FINISH	17:20:18.878

Flag Statistics

TYPE	COUNT	TOTAL LAPS	TOTAL TIME
Green	1	5	12:05.757
Red	0	0	0.000
Safety Car	0	0	0.000
FCY	0	0	0.000

BMCRC - MRO Championships 2024 - Rnd 6 @ Snetterton 300

BMCRC F1 & F2 Sidecars

RACE 15 - STATISTICS

CLASS : F1

9 Starters

Fastest Lap History

NO	NAME	LAP TIME	TIME OF DAY	LAP	VEHICLE
34	S. CHRISTIE / T. CHRISTIE	1:57.522	17:14:04.068	2	LCR Yamaha F600

Leader History

NO	NAME	FROM LAP	LAPS LED	DISTANCE	VEHICLE
34	S. CHRISTIE / T. CHRISTIE	1	4	11.87 miles	LCR Yamaha F600
7	R. CROWE / C. CROWE	5	1	2.96 miles	HCR TRIUMPH 675

BMCRC - MRO Championships 2024 - Rnd 6 @ Snetterton 300

BMCRC F1 & F2 Sidecars

RACE 15 - STATISTICS

CLASS : F2

6 Starters

Fastest Lap History

NO	NAME	LAP TIME	TIME OF DAY	LAP	VEHICLE
69	LAMBERT / JAVENS	2:12.099	17:14:33.326	2	Honda LCR
69	LAMBERT / JAVENS	2:11.752	17:16:45.078	3	Honda LCR
69	LAMBERT / JAVENS	2:11.648	17:18:56.726	4	Honda LCR
69	LAMBERT / JAVENS	2:11.453	17:21:08.179	5	Honda LCR

Leader History

NO	NAME	FROM LAP	LAPS LED	DISTANCE	VEHICLE
69	LAMBERT / JAVENS	1	5	14.84 miles	Honda LCR

BMCRC - MRO Championships 2024 - Rnd 6 @ Snetterton 300

BMCRC F1 & F2 Sidecars

RACE 8 - GRID (7 Laps)



ROW 8	16	84 S. LAIDLLOW / J. LAIDLLOW	15	38 MOSS / HOPE
ROW 7		2:34.508		2:33.119
	14	19 MACBRIDE / EDWARDS	13	167 PETTMAN / MOSS
ROW 6		2:19.998		
	12	666 HANKS / KIRK	11	96 J. GALE / B. GALE
ROW 5		2:16.779		2:16.198
	10	101 WAKLEY / HILDIGE	9	146 SAUNDERS / SMYTH
ROW 4		2:12.162		2:11.675
	8	83 BUCHANAN / EVANS	7	113 HANDCOCK / BEVAN
ROW 3				2:10.468
	6	69 LAMBERT / HAYNES	5	121 LAWRENCE / MULDOON
ROW 2		2:10.363		2:09.722
	4	171 POTTINGER / DODD	3	62 WRIGHT / BAILEY
ROW 1		2:09.719		2:01.605
	2	65 FAIERS / FOX	1	7 R. CROWE / C. CROWE
				Pole

These results are provisional until the conclusion of any judicial and technical matters.

Snetterton 300: 2.9689 miles

Clerk Of Course:	Stewards:	Timekeeper:	
		<i>Craig Smith</i>	

Results can be found at www.tsl-timing.com

Printed - 17:25 Saturday, 31 August 2024





BMCRC
F1 & F2
SIDECARS

BMCRC - MRO Championships 2024 - Rnd 6 @ Snetterton 300

BMCRC F1 & F2 Sidecars

RACE 8 - CLASSIFICATION

Race Distance: 7 Laps / 20.78 miles

POS	NO	CL	PIC	NAME	ENTRY	LAPS	TIME	GAP	DIFF	MPH	BEST	ON	GRD	↑↓
1	65	F1	1	FAIERS / FOX	Dean Ryde YAMAHA R6 - AWracing Ltd	7	15:09.929			82.22	2:08.590	5	2	1
2	62	F1	2	WRIGHT / BAILEY	Yamaha RYDE F998 - Stainless Steel Designs Ltd.	7	15:16.557	6.628	6.628	81.62	2:09.132	2	3	1
3	171	F1	3	POTTINGER / DODD	Yamaha LCR 600 F1 SIDECAR - GB Precision Eng/Opal Fat	7	15:19.657	9.728	3.100	81.35	2:09.037	6	4	1
4	69	F2	1	LAMBERT / HAYNES	Honda LCR - graham anne ward	7	15:25.654	15.725	5.997	80.82	2:10.576	5	6	2
5	121	F1	4	LAWRENCE / MULDOON	LCR YAMAHA - highfield transport, JHM autos	7	15:34.581	24.652	8.927	80.05	2:09.677	6	5	0
6	113	F2	2	HANDCOCK / BEVAN	Shelbourne F2 - R J Contracting	7	15:42.925	32.996	8.344	79.34	2:11.750	5	7	1
7	83	F2	3	BUCHANAN / EVANS	Kawasaki LUMLEY SIDECAR - Bull Inn Racing	7	15:46.407	36.478	3.482	79.05	2:12.408	5	8	1
8	101	F1	5	WAKLEY / HILDIGE	F1 LCR -	7	15:53.358	43.429	6.951	78.47	2:14.064	6	10	2
9	146	F2	4	SAUNDERS / SMYTH	LCR SUZUKI GSXR 600 -	7	16:27.147	1:17.218	33.789	75.79	2:17.640	4	9	0
10	96	F2	5	J. GALE / B. GALE	Ireson KTM 790 - 4everTT	7	16:33.740	1:23.811	6.593	75.28	2:18.990	6	11	1
11	666	F2	6	HANKS / KIRK	GLR HONDA CBR 600 - JHM racing / Greg Lambert Racing	7	17:27.522	2:17.593	53.782	71.42	2:25.374	5	12	1
12	167	F1	6	PETTMAN / MOSS	Baker 1000 YAMAHA - Wesso Racing	6	15:23.590	1 Lap	1 Lap	69.43	2:32.314	2	13	1
13	19	F1	7	MACBRIDE / EDWARDS	LCR YAMAHA 600 - Lifesafety Motorsport	6	15:38.696	1 Lap	15.106	68.31	2:31.746	2	14	1

FASTEST LAP

65	F1	FAIERS / FOX	Dean Ryde YAMAHA R6 - AWracing Ltd	5	2:08.590	83.11 mph	133.76 kph
69	F2	LAMBERT / HAYNES	Honda LCR - graham anne ward	5	2:10.576	81.85 mph	131.73 kph

Comments:

Class F1 - 92.5% of Race Speed = 76.05 mph

Class F2 - 92.5% of Race Speed = 74.75 mph

Weather / Track : Cloudy / Dry

These results are provisional until the conclusion of any judicial and technical matters.

Date: 01/09/2024 Start: 12:22 Finish: 12:37

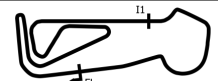
Snetterton 300: 2.9689 miles

Clerk Of Course:

Stewards:

Timekeeper:

Craig Smith



Results can be found at www.tsl-timing.com

Printed - 12:40 Sunday, 01 September 2024



BMCRC - MRO Championships 2024 - Rnd 6 @ Snetterton 300

BMCRC F1 & F2 Sidecars

RACE 8 - LAP CHART

LAP 1 @ 12:24:57.255

NO	BEHIND	LAP TIME
65		2:15.138
62	0.474	2:15.612
69	2.657	2:17.795
171	2.954	2:18.092
83	4.958	2:20.096
101	6.617	2:21.755
113	7.166	2:22.304
146	8.927	2:24.065
121	9.670	2:24.808
666	13.067	2:28.205
96	14.015	2:29.153
167	22.734	2:37.872
19	24.482	2:39.620

LAP 2 @ 12:27:06.166

NO	BEHIND	LAP TIME
65		2:08.911
62	0.695	2:09.132
69	4.458	2:10.712
171	4.659	2:10.616
83	8.740	2:12.693
113	10.509	2:12.254
121	13.155	2:12.396
101	14.259	2:16.553
146	18.117	2:18.101
96	26.505	2:21.401
666	33.114	2:28.958
167	46.137	2:32.314
19	47.317	2:31.746

LAP 3 @ 12:29:15.042

NO	BEHIND	LAP TIME
65		2:08.876
62	1.782	2:09.963
171	5.261	2:09.478
69	6.456	2:10.874
83	13.189	2:13.325
113	13.412	2:11.779
121	16.695	2:12.416
101	22.223	2:16.840
146	27.432	2:18.191
96	39.750	2:22.121
666	53.237	2:28.999
167	1:09.797	2:32.536
19	1:13.843	2:35.402

LAP 4 @ 12:31:24.059

NO	BEHIND	LAP TIME
65		2:09.017
62	2.905	2:10.140
171	5.364	2:09.120
69	8.328	2:10.889
113	17.356	2:12.961
83	17.843	2:13.671
121	19.350	2:11.672
101	28.715	2:15.509
146	36.055	2:17.640
96	51.291	2:20.558
666	1:10.452	2:26.232
167	1:34.143	2:33.363
19	1:38.821	2:33.995

LAP 5 @ 12:33:32.649

NO	BEHIND	LAP TIME
65		2:08.590
62	4.157	2:09.842
171	6.426	2:09.652
69	10.314	2:10.576
113	20.516	2:11.750
83	21.661	2:12.408
121	22.551	2:11.791
101	34.197	2:14.072
146	46.619	2:19.154
96	1:02.836	2:20.135
666	1:27.236	2:25.374
167	1:58.193	2:32.640
19	2:07.613	2:37.382

LAP 6 @ 12:35:41.622

NO	BEHIND	LAP TIME
65		2:08.973
62	5.189	2:10.005
171	6.490	2:09.037
69	12.587	2:11.246
121	23.255	2:09.677
113	25.156	2:13.613
83	25.206	2:12.518
101	39.288	2:14.064
146	1:00.036	2:22.390
96	1:12.853	2:18.990
666	1:52.094	2:33.831

LAP 7 @ 12:37:52.046

NO	BEHIND	LAP TIME
65		2:10.424
62	6.628	2:11.863
171	9.728	2:13.662
167	1 Lap	2:34.865
69	15.725	2:13.562
121	24.652	2:11.821
19	1 Lap	2:40.551
113	32.996	2:18.264
83	36.478	2:21.696
101	43.429	2:14.565
146	1:17.218	2:27.606
96	1:23.811	2:21.382
666	2:17.593	2:35.923

BMCRC - MRO Championships 2024 - Rnd 6 @ Snetterton 300

BMCRC F1 & F2 Sidecars

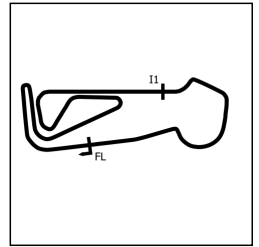
RACE 8 - POSITION CHART

No	Name	Lap							
		Pos	1	2	3	4	5	6	7
65	FAIERS / FOX	1	65	65	65	65	65	65	65
62	WRIGHT / BAILEY	2	62	62	62	62	62	62	62
171	POTTINGER / DODD	3	69	69	171	171	171	171	171
121	LAWRENCE / MULDOON	4	171	171	69	69	69	69	69
69	LAMBERT / HAYNES	5	83	83	83	113	113	121	121
113	HANDCOCK / BEVAN	6	101	113	113	83	83	113	113
83	BUCHANAN / EVANS	7	113	121	121	121	121	83	83
146	SAUNDERS / SMYTH	8	146	101	101	101	101	101	101
101	WAKLEY / HILDIGE	9	121	146	146	146	146	146	146
96	J. GALE / B. GALE	10	666	96	96	96	96	96	96
666	HANKS / KIRK	11	96	666	666	666	666	666	666
167	PETTMAN / MOSS	12	167	167	167	167	167	167	167
19	MACBRIDE / EDWARD	13	19	19	19	19	19	19	19

BMCRC - MRO Championships 2024 - Rnd 6 @ Snetterton 300

BMCRC F1 & F2 Sidecars

RACE 8 - SECTOR ANALYSIS



SECTOR 1 = FL to I1, SECTOR 2 = I1 to FL, DIFF = Difference To Personal Best Lap, P = Crossed Finish Line in Pit Lane, D = Time Disallowed

P1 65 F1 FAIERS / FOX		Dean Ryde YAMAHA R6 - AWracing Ltd				
IDEAL LAP TIME : 2:08.590		BEST LAP TIME : 2:08.590		DIFFERENCE : 0.000		
LAP	SECTOR 1	SECTOR 2	LAP TIME	MPH	DIFF	TIME OF DAY
1 -		42.777	2:15.138	79.08	6.548	12:24:57.255
2 -	1:26.280	42.631	2:08.911 (3)	82.91	0.321	12:27:06.166
3 -	1:26.247	42.629	2:08.876 (2)	82.93	0.286	12:29:15.042
4 -	1:26.242	42.775	2:09.017	82.84	0.427	12:31:24.059
5 -	1:26.055	42.535	2:08.590 (1)	83.11		12:33:32.649
6 -	1:26.171	42.802	2:08.973	82.87	0.383	12:35:41.622
7 -	1:27.648	42.776	2:10.424	81.94	1.834	12:37:52.046

P2 62 F1 WRIGHT / BAILEY		Yamaha RYDE F998 - Stainless Steel Designs Ltd.				
IDEAL LAP TIME : 2:08.941		BEST LAP TIME : 2:09.132		DIFFERENCE : 0.191		
LAP	SECTOR 1	SECTOR 2	LAP TIME	MPH	DIFF	TIME OF DAY
1 -		42.378	2:15.612	78.81	6.480	12:24:57.729
2 -	1:26.563	42.569	2:09.132 (1)	82.76		12:27:06.861
3 -	1:27.420	42.543	2:09.963 (3)	82.23	0.831	12:29:16.824
4 -	1:27.141	42.999	2:10.140	82.12	1.008	12:31:26.964
5 -	1:26.979	42.863	2:09.842 (2)	82.31	0.710	12:33:36.806
6 -	1:27.230	42.775	2:10.005	82.21	0.873	12:35:46.811
7 -	1:28.473	43.390	2:11.863	81.05	2.731	12:37:58.674

P3 171 F1 POTTINGER / DODD		Yamaha LCR 600 F1 SIDECAR - GB Precision Eng/Opal Fabric				
IDEAL LAP TIME : 2:08.725		BEST LAP TIME : 2:09.037		DIFFERENCE : 0.312		
LAP	SECTOR 1	SECTOR 2	LAP TIME	MPH	DIFF	TIME OF DAY
1 -		43.228	2:18.092	77.39	9.055	12:25:00.209
2 -	1:27.393	43.223	2:10.616	81.82	1.579	12:27:10.825
3 -	1:27.205	42.273	2:09.478 (3)	82.54	0.441	12:29:20.303
4 -	1:26.824	42.296	2:09.120 (2)	82.77	0.083	12:31:29.423
5 -	1:27.099	42.553	2:09.652	82.43	0.615	12:33:39.075
6 -	1:26.452	42.585	2:09.037 (1)	82.82		12:35:48.112
7 -	1:29.349	44.313	2:13.662	79.96	4.625	12:38:01.774

P4 69 F2 LAMBERT / HAYNES		Honda LCR - graham anne ward				
IDEAL LAP TIME : 2:10.535		BEST LAP TIME : 2:10.576		DIFFERENCE : 0.041		
LAP	SECTOR 1	SECTOR 2	LAP TIME	MPH	DIFF	TIME OF DAY
1 -		43.400	2:17.795	77.56	7.219	12:24:59.912
2 -	1:27.412	43.300	2:10.712 (2)	81.76	0.136	12:27:10.624
3 -	1:27.662	43.212	2:10.874 (3)	81.66	0.298	12:29:21.498
4 -	1:27.615	43.274	2:10.889	81.65	0.313	12:31:32.387
5 -	1:27.323	43.253	2:10.576 (1)	81.85		12:33:42.963
6 -	1:27.641	43.605	2:11.246	81.43	0.670	12:35:54.209
7 -	1:29.256	44.306	2:13.562	80.02	2.986	12:38:07.771

P5 121 F1 LAWRENCE / MULDOON		LCR YAMAHA - highfield transport, JHM autos				
IDEAL LAP TIME : 2:09.677		BEST LAP TIME : 2:09.677		DIFFERENCE : 0.000		
LAP	SECTOR 1	SECTOR 2	LAP TIME	MPH	DIFF	TIME OF DAY
1 -		44.426	2:24.808	73.80	15.131	12:25:06.925
2 -	1:27.900	44.496	2:12.396	80.72	2.719	12:27:19.321
3 -	1:28.059	44.357	2:12.416	80.71	2.739	12:29:31.737
4 -	1:27.541	44.131	2:11.672 (2)	81.17	1.995	12:31:43.409
5 -	1:28.339	43.452	2:11.791 (3)	81.09	2.114	12:33:55.200
6 -	1:26.692	42.985	2:09.677 (1)	82.42		12:36:04.877
7 -	1:27.652	44.169	2:11.821	81.08	2.144	12:38:16.698

BMCRC - MRO Championships 2024 - Rnd 6 @ Snetterton 300

BMCRC F1 & F2 Sidecars

RACE 8 - SECTOR ANALYSIS



SECTOR 1 = FL to I1, SECTOR 2 = I1 to FL, DIFF = Difference To Personal Best Lap, P = Crossed Finish Line in Pit Lane, D = Time Disallowed

P6 113 F2		HANDCOCK / BEVAN		Shelbourne F2 - R J Contracting		
IDEAL LAP TIME : 2:11.397		BEST LAP TIME : 2:11.750		DIFFERENCE : 0.353		
LAP	SECTOR 1	SECTOR 2	LAP TIME	MPH	DIFF	TIME OF DAY
1 -		44.330	2:22.304	75.10	10.554	12:25:04.421
2 -	1:29.138	43.116	2:12.254 (3)	80.81	0.504	12:27:16.675
3 -	1:28.780	42.999	2:11.779 (2)	81.10	0.029	12:29:28.454
4 -	1:28.778	44.183	2:12.961	80.38	1.211	12:31:41.415
5 -	1:28.398	43.352	2:11.750 (1)	81.12		12:33:53.165
6 -	1:29.089	44.524	2:13.613	79.99	1.863	12:36:06.778
7 -	1:33.862	44.402	2:18.264	77.30	6.514	12:38:25.042

P7 83 F2		BUCHANAN / EVANS		Kawasaki LUMLEY SIDECAR - Bull Inn Racing		
IDEAL LAP TIME : 2:11.895		BEST LAP TIME : 2:12.408		DIFFERENCE : 0.513		
LAP	SECTOR 1	SECTOR 2	LAP TIME	MPH	DIFF	TIME OF DAY
1 -		43.922	2:20.096	76.29	7.688	12:25:02.213
2 -	1:28.601	44.092	2:12.693 (3)	80.54	0.285	12:27:14.906
3 -	1:29.321	44.004	2:13.325	80.16	0.917	12:29:28.231
4 -	1:29.786	43.885	2:13.671	79.95	1.263	12:31:41.902
5 -	1:28.713	43.695	2:12.408 (1)	80.72		12:33:54.310
6 -	1:29.224	43.294	2:12.518 (2)	80.65	0.110	12:36:06.828
7 -	1:35.339	46.357	2:21.696	75.42	9.288	12:38:28.524

P8 101 F1		WAKLEY / HILDIGE		F1 LCR -		
IDEAL LAP TIME : 2:13.390		BEST LAP TIME : 2:14.064		DIFFERENCE : 0.674		
LAP	SECTOR 1	SECTOR 2	LAP TIME	MPH	DIFF	TIME OF DAY
1 -		44.323	2:21.755	75.39	7.691	12:25:03.872
2 -	1:30.553	46.000	2:16.553	78.27	2.489	12:27:20.425
3 -	1:31.424	45.416	2:16.840	78.10	2.776	12:29:37.265
4 -	1:31.192	44.317	2:15.509	78.87	1.445	12:31:52.774
5 -	1:29.528	44.544	2:14.072 (2)	79.71	0.008	12:34:06.846
6 -	1:30.202	43.862	2:14.064 (1)	79.72		12:36:20.910
7 -	1:29.731	44.834	2:14.565 (3)	79.42	0.501	12:38:35.475

P9 146 F2		SAUNDERS / SMYTH		LCR SUZUKI GSXR 600 -		
IDEAL LAP TIME : 2:16.962		BEST LAP TIME : 2:17.640		DIFFERENCE : 0.678		
LAP	SECTOR 1	SECTOR 2	LAP TIME	MPH	DIFF	TIME OF DAY
1 -		45.178	2:24.065	74.18	6.425	12:25:06.182
2 -	1:32.062	46.039	2:18.101 (2)	77.39	0.461	12:27:24.283
3 -	1:32.383	45.808	2:18.191 (3)	77.34	0.551	12:29:42.474
4 -	1:32.223	45.417	2:17.640 (1)	77.65		12:32:00.114
5 -	1:31.784	47.370	2:19.154	76.80	1.514	12:34:19.268
6 -	1:34.763	47.627	2:22.390	75.06	4.750	12:36:41.658
7 -	1:38.225	49.381	2:27.606	72.40	9.966	12:39:09.264

P10 96 F2		J. GALE / B. GALE		Ireson KTM 790 - 4everTT		
IDEAL LAP TIME : 2:18.990		BEST LAP TIME : 2:18.990		DIFFERENCE : 0.000		
LAP	SECTOR 1	SECTOR 2	LAP TIME	MPH	DIFF	TIME OF DAY
1 -		46.272	2:29.153	71.65	10.163	12:25:11.270
2 -	1:34.761	46.640	2:21.401	75.58	2.411	12:27:32.671
3 -	1:35.960	46.161	2:22.121	75.20	3.131	12:29:54.792
4 -	1:34.533	46.025	2:20.558 (3)	76.04	1.568	12:32:15.350
5 -	1:34.135	46.000	2:20.135 (2)	76.26	1.145	12:34:35.485
6 -	1:33.162	45.828	2:18.990 (1)	76.89		12:36:54.475
7 -	1:34.433	46.949	2:21.382	75.59	2.392	12:39:15.857

BMCRC - MRO Championships 2024 - Rnd 6 @ Snetterton 300

BMCRC F1 & F2 Sidecars

RACE 8 - SECTOR ANALYSIS



SECTOR 1 = FL to I1, SECTOR 2 = I1 to FL, DIFF = Difference To Personal Best Lap, P = Crossed Finish Line in Pit Lane, D = Time Disallowed

P11 666 F2 HANKS / KIRK		GLR HONDA CBR 600 - JHM racing / Greg Lambert Racing				
IDEAL LAP TIME : 2:23.934		BEST LAP TIME : 2:25.374		DIFFERENCE : 1.440		
LAP	SECTOR 1	SECTOR 2	LAP TIME	MPH	DIFF	TIME OF DAY
1 -		46.786	2:28.205	72.11	2.831	12:25:10.322
2 -	1:38.182	50.776	2:28.958 (3)	71.75	3.584	12:27:39.280
3 -	1:39.184	49.815	2:28.999	71.73	3.625	12:30:08.279
4 -	1:37.489	48.743	2:26.232 (2)	73.08	0.858	12:32:34.511
5 -	1:37.148	48.226	2:25.374 (1)	73.52		12:34:59.885
6 -	1:40.031	53.800	2:33.831	69.47	8.457	12:37:33.716
7 -	1:43.867	52.056	2:35.923	68.54	10.549	12:40:09.639

P12 167 F1 PETTMAN / MOSS		Baker 1000 YAMAHA - Wesso Racing				
IDEAL LAP TIME : 2:31.492		BEST LAP TIME : 2:32.314		DIFFERENCE : 0.822		
LAP	SECTOR 1	SECTOR 2	LAP TIME	MPH	DIFF	TIME OF DAY
1 -		50.377	2:37.872	67.70	5.558	12:25:19.989
2 -	1:41.482	50.832	2:32.314 (1)	70.17		12:27:52.303
3 -	1:41.115	51.421	2:32.536 (2)	70.06	0.222	12:30:24.839
4 -	1:41.457	51.906	2:33.363	69.69	1.049	12:32:58.202
5 -	1:41.733	50.907	2:32.640 (3)	70.02	0.326	12:35:30.842
6 -	1:42.670	52.195	2:34.865	69.01	2.551	12:38:05.707

P13 19 F1 MACBRIDE / EDWARDS		LCR YAMAHA 600 - Lifesafety Motorsport				
IDEAL LAP TIME : 2:31.746		BEST LAP TIME : 2:31.746		DIFFERENCE : 0.000		
LAP	SECTOR 1	SECTOR 2	LAP TIME	MPH	DIFF	TIME OF DAY
1 -		50.640	2:39.620	66.95	7.874	12:25:21.737
2 -	1:41.355	50.391	2:31.746 (1)	70.43		12:27:53.483
3 -	1:43.573	51.829	2:35.402 (3)	68.77	3.656	12:30:28.885
4 -	1:42.373	51.622	2:33.995 (2)	69.40	2.249	12:33:02.880
5 -	1:42.808	54.574	2:37.382	67.91	5.636	12:35:40.262
6 -	1:47.006	53.545	2:40.551	66.57	8.805	12:38:20.813

BMCRC - MRO Championships 2024 - Rnd 6 @ Snetterton 300

BMCRC F1 & F2 Sidecars

RACE 8 - BEST SECTORS

SECTOR 1			SECTOR 2			IDEAL / BEST COMPARISON						
POS	NO	NAME	TIME	NO	NAME	TIME	POS	NO	NAME	IDEAL	BEST	DIFF
									PERFECT LAP	2:08.328		
1	65	FAIERS / FOX	1:26.055	171	POTTINGER / DODD	42.273	1	65	FAIERS / FOX	2:08.590	2:08.590	0.000
2	171	POTTINGER / DODD	1:26.452	62	WRIGHT / BAILEY	42.378	2	171	POTTINGER / DODD	2:08.725	2:09.037	0.312
3	62	WRIGHT / BAILEY	1:26.563	65	FAIERS / FOX	42.535	3	62	WRIGHT / BAILEY	2:08.941	2:09.132	0.191
4	121	LAWRENCE / MULDOON	1:26.692	121	LAWRENCE / MULDOON	42.985	4	121	LAWRENCE / MULDC	2:09.677	2:09.677	0.000
5	69	LAMBERT / HAYNES	1:27.323	113	HANDCOCK / BEVAN	42.999	5	69	LAMBERT / HAYNES	2:10.535	2:10.576	0.041
6	113	HANDCOCK / BEVAN	1:28.398	69	LAMBERT / HAYNES	43.212	6	113	HANDCOCK / BEVAN	2:11.397	2:11.750	0.353
7	83	BUCHANAN / EVANS	1:28.601	83	BUCHANAN / EVANS	43.294	7	83	BUCHANAN / EVANS	2:11.895	2:12.408	0.513
8	101	WAKLEY / HILDIGE	1:29.528	101	WAKLEY / HILDIGE	43.862	8	101	WAKLEY / HILDIGE	2:13.390	2:14.064	0.674
9	146	SAUNDERS / SMYTH	1:31.784	146	SAUNDERS / SMYTH	45.178	9	146	SAUNDERS / SMYTH	2:16.962	2:17.640	0.678
10	96	J. GALE / B. GALE	1:33.162	96	J. GALE / B. GALE	45.828	10	96	J. GALE / B. GALE	2:18.990	2:18.990	0.000
11	666	HANKS / KIRK	1:37.148	666	HANKS / KIRK	46.786	11	666	HANKS / KIRK	2:23.934	2:25.374	1.440
12	167	PETTMAN / MOSS	1:41.115	167	PETTMAN / MOSS	50.377	12	167	PETTMAN / MOSS	2:31.492	2:32.314	0.822
13	19	MACBRIDE / EDWARDS	1:41.355	19	MACBRIDE / EDWARDS	50.391	13	19	MACBRIDE / EDWARI	2:31.746	2:31.746	0.000

BMCRC - MRO Championships 2024 - Rnd 6 @ Snetterton 300

BMCRC F1 & F2 Sidecars

RACE 8 - STATISTICS

Competitors Started 13
Planned Start 2024-09-01 @ 12:15:00.000
Actual Start 2024-09-01 @ 12:22:42.116
Finish Time 2024-09-01 @ 12:37:52.045
Track Length 2.9689mi.
Total Laps 89
Total Distance Covered 264.2331mi.

Session Fastest Lap History

NO	CL	NAME	LAP TIME	TIME OF DAY	LAP	VEHICLE
65	F1	FAIERS / FOX	2:08.911	12:27:06.177	2	Dean Ryde YAMAHA R6
65	F1	FAIERS / FOX	2:08.876	12:29:15.054	3	Dean Ryde YAMAHA R6
65	F1	FAIERS / FOX	2:08.590	12:33:32.661	5	Dean Ryde YAMAHA R6

Session Leader History

NO	CL	NAME	FROM LAP	LAPS LED	DISTANCE	VEHICLE
65	F1	FAIERS / FOX	1	7	20.78 miles	Dean Ryde YAMAHA R6

Flag History

TYPE	TIME OF DAY
GREEN	12:22:42.116
FINISH	12:37:52.045

Flag Statistics

TYPE	COUNT	TOTAL LAPS	TOTAL TIME
Green	1	7	17:32.635
Red	0	0	0.000
Safety Car	0	0	0.000
FCY	0	0	0.000

BMCRC - MRO Championships 2024 - Rnd 6 @ Snetterton 300

BMCRC F1 & F2 Sidecars

RACE 8 - STATISTICS

CLASS : F1

7 Starters

Fastest Lap History

NO	NAME	LAP TIME	TIME OF DAY	LAP	VEHICLE
65	FAIERS / FOX	2:08.911	12:27:06.177	2	Dean Ryde YAMAHA R6
65	FAIERS / FOX	2:08.876	12:29:15.054	3	Dean Ryde YAMAHA R6
65	FAIERS / FOX	2:08.590	12:33:32.661	5	Dean Ryde YAMAHA R6

Leader History

NO	NAME	FROM LAP	LAPS LED	DISTANCE	VEHICLE
65	FAIERS / FOX	1	7	20.78 miles	Dean Ryde YAMAHA R6

BMCRC - MRO Championships 2024 - Rnd 6 @ Snetterton 300

BMCRC F1 & F2 Sidecars

RACE 8 - STATISTICS

CLASS : F2

6 Starters

Fastest Lap History

NO	NAME	LAP TIME	TIME OF DAY	LAP	VEHICLE
69	LAMBERT / HAYNES	2:10.712	12:27:10.637	2	Honda LCR
69	LAMBERT / HAYNES	2:10.576	12:33:42.977	5	Honda LCR

Leader History

NO	NAME	FROM LAP	LAPS LED	DISTANCE	VEHICLE
69	LAMBERT / HAYNES	1	7	20.78 miles	Honda LCR

BMCRC - MRO Championships 2024 - Rnd 6 @ Snetterton 300

BMCRC F1 & F2 Sidecars

RACE 16 - GRID (7 Laps)



ROW 7	14	167	MOSS / HOPE	13	7	R. CROWE / C. CROWE
ROW 6	12	19	MACBRIDE / EDWARDS 2:31.746	11	666	HANKS / BANKS
ROW 5	10	96	J. GALE / B. GALE 2:18.990	9	146	SAUNDERS / SMYTH 2:17.640
ROW 4	8	101	WAKLEY / HILDIGE 2:14.064	7	83	BUCHANAN / EVANS 2:12.408
ROW 3	6	113	HANDCOCK / BEVAN 2:11.750	5	69	LAMBERT / JAVENS
ROW 2	4	121	LAWRENCE / MULDOON 2:09.677	3	62	WRIGHT / BAILEY 2:09.132
ROW 1	2	171	POTTINGER / DODD 2:09.037	1	65	FAIERS / FOX 2:08.590
Pole						

These results are provisional until the conclusion of any judicial and technical matters.

Snetterton 300: 2.9689 miles

Clerk Of Course:	Stewards:	Timekeeper:	<i>Craig Smith</i>	
------------------	-----------	-------------	--------------------	--

Results can be found at www.tsl-timing.com

Printed - 12:42 Sunday, 01 September 2024



BMCRC - MRO Championships 2024 - Rnd 6 @ Snetterton 300

BMCRC F1 & F2 Sidecars

RACE 16 - CLASSIFICATION

Race Distance: 7 Laps / 20.78 miles



POS	NO	CL	PIC	NAME	ENTRY	LAPS	TIME	GAP	DIFF	MPH	BEST	ON	GRD	↑↓
1	65	F1	1	FAIERS / FOX	Dean Ryde YAMAHA R6 - AWracing ltd	7	15:19.186			81.39	2:09.916	5	1	0
2	69	F2	1	LAMBERT / JAVENS	Honda LCR - graham anne ward	7	15:31.241	12.055	12.055	80.34	2:11.096	4	5	3
3	113	F2	2	HANDCOCK / BEVAN	Shelbourne F2 - R J Contracting	7	15:39.973	20.787	8.732	79.59	2:12.817	2	6	3
4	83	F2	3	BUCHANAN / EVANS	Kawasaki LUMLEY SIDECAR - Bull Inn Racing	7	15:41.023	21.837	1.050	79.50	2:12.669	4	7	3
5	101	F1	2	WAKLEY / HILDIGE	F1 LCR -	7	16:15.063	55.877	34.040	76.72	2:16.043	4	8	3
6	96	F2	4	J. GALE / B. GALE	Ireson KTM 790 - 4everTT	7	16:27.575	1:08.389	12.512	75.75	2:18.375	7	10	4
7	167	F1	3	MOSS / HOPE	LCR R6 - LifeSafety Motorsport - CharlieMossRacing	6	15:20.256	1 Lap	1 Lap	69.68	2:29.875	2	14	7
8	19	F1	4	MACBRIDE / EDWARDS	LCR YAMAHA 600 - Lifesafety Motorsport	6	15:46.546	1 Lap	26.290	67.74	2:36.119	4	12	4

NOT CLASSIFIED

DNF	146	F2		SAUNDERS / SMYTH	LCR SUZUKI GSXR 600 -	1	2:22.445	6 Laps	5 Laps	75.03			9	
DNF	666	F2		HANKS / BANKS	GLR HONDA CBR 600 - JHM racing / Greg Lambert Racing	0							11	

FASTEST LAP

65	F1			FAIERS / FOX	Dean Ryde YAMAHA R6 - AWracing ltd	5	2:09.916			82.26 mph			132.39 kph	
69	F2			LAMBERT / JAVENS	Honda LCR - graham anne ward	4	2:11.096			81.52 mph			131.20 kph	

Comments:

Class F1 - 92.5% of Race Speed = 75.28 mph

Class F2 - 92.5% of Race Speed = 74.31 mph

Weather / Track : Cloudy / Dry

These results are provisional until the conclusion of any judicial and technical matters.

Date: 01/09/2024 Start: 16:20 Finish: 16:36

Snetterton 300: 2.9689 miles

Clerk Of Course:

Stewards:

Timekeeper:

Craig Smith



Results can be found at www.tsl-timing.com

Printed - 16:47 Sunday, 01 September 2024



BMCRC - MRO Championships 2024 - Rnd 6 @ Snetterton 300

BMCRC F1 & F2 Sidecars

RACE 16 - LAP CHART

LAP 1 @ 16:23:02.172		
NO	BEHIND	LAP TIME

65		2:16.569
69	2.125	2:18.694
113	3.255	2:19.824
146	5.876	2:22.445
83	5.994	2:22.563
101	7.399	2:23.968
96	10.411	2:26.980
167	19.778	2:36.347
19	21.425	2:37.994

83	19.119	2:13.273
101	42.355	2:20.020
96	1:01.139	2:19.642

LAP 7 @ 16:36:04.789		
NO	BEHIND	LAP TIME

65		2:11.125
167	1 Lap	2:33.776
69	12.055	2:13.309
113	20.787	2:12.935
83	21.837	2:13.843
19	1 Lap	2:41.846
101	55.877	2:24.647
96	1:08.389	2:18.375

LAP 2 @ 16:25:12.740		
NO	BEHIND	LAP TIME

65		2:10.568
69	3.844	2:12.287
113	5.504	2:12.817
83	8.186	2:12.760
101	14.281	2:17.450
96	21.751	2:21.908
167	39.085	2:29.875
19	47.122	2:36.265

LAP 3 @ 16:27:23.073		
NO	BEHIND	LAP TIME

65		2:10.333
69	5.047	2:11.536
113	9.224	2:14.053
83	10.634	2:12.781
101	20.704	2:16.756
96	31.796	2:20.378
167	1:02.202	2:33.450
19	1:13.208	2:36.419

LAP 4 @ 16:29:33.235		
NO	BEHIND	LAP TIME

65		2:10.162
69	5.981	2:11.096
113	12.030	2:12.968
83	13.141	2:12.669
101	26.585	2:16.043
96	42.003	2:20.369
167	1:26.020	2:33.980
19	1:39.165	2:36.119

LAP 5 @ 16:31:43.151		
NO	BEHIND	LAP TIME

65		2:09.916
69	7.775	2:11.710
113	15.696	2:13.582
83	16.359	2:13.134
101	32.848	2:16.179
96	52.010	2:19.923
167	1:48.932	2:32.828
19	2:07.152	2:37.903

LAP 6 @ 16:33:53.664		
NO	BEHIND	LAP TIME

65		2:10.513
69	9.871	2:12.609
113	18.977	2:13.794

Weather / Track : Cloudy / Dry

Results can be found at www.tsl-timing.com

Snetterton 300: 2.9689 miles
Date: 01/09/2024 Start: 16:20 Finish: 16:36

Printed - 16:47 Sunday, 01 September 2024

BMCRC - MRO Championships 2024 - Rnd 6 @ Snetterton 300

BMCRC F1 & F2 Sidecars

RACE 16 - POSITION CHART

No	Name	Lap							
		Pos	1	2	3	4	5	6	7
65	FAIERS / FOX	1	65	65	65	65	65	65	65
69	LAMBERT / JAVENS	2	69	69	69	69	69	69	69
113	HANDCOCK / BEVAN	3	113	113	113	113	113	113	113
83	BUCHANAN / EVANS	4	146	83	83	83	83	83	83
101	WAKLEY / HILDIGE	5	83	101	101	101	101	101	101
146	SAUNDERS / SMYTH	6	101	96	96	96	96	96	96
96	J. GALE / B. GALE	7	96	167	167	167	167	167	
666	HANKS / BANKS	8	167	19	19	19	19	19	
19	MACBRIDE / EDWARD	9	19						
167	MOSS / HOPE	10							

BMCRC - MRO Championships 2024 - Rnd 6 @ Snetterton 300

BMCRC F1 & F2 Sidecars

RACE 16 - SECTOR ANALYSIS



SECTOR 1 = FL to I1, SECTOR 2 = I1 to FL, DIFF = Difference To Personal Best Lap, P = Crossed Finish Line in Pit Lane, D = Time Disallowed

P1 65 F1 FAIERS / FOX		Dean Ryde YAMAHA R6 - AWracing ltd				
IDEAL LAP TIME : 2:09.784		BEST LAP TIME : 2:09.916		DIFFERENCE : 0.132		
LAP	SECTOR 1	SECTOR 2	LAP TIME	MPH	DIFF	TIME OF DAY
1 -		43.128	2:16.569	78.26	6.653	16:23:02.172
2 -	1:27.135	43.433	2:10.568	81.85	0.652	16:25:12.740
3 -	1:27.246	43.087	2:10.333 (3)	82.00	0.417	16:27:23.073
4 -	1:26.927	43.235	2:10.162 (2)	82.11	0.246	16:29:33.235
5 -	1:26.780	43.136	2:09.916 (1)	82.26		16:31:43.151
6 -	1:27.170	43.343	2:10.513	81.89	0.597	16:33:53.664
7 -	1:28.121	43.004	2:11.125	81.51	1.209	16:36:04.789

P2 69 F2 LAMBERT / JAVENS		Honda LCR - graham anne ward				
IDEAL LAP TIME : 2:10.934		BEST LAP TIME : 2:11.096		DIFFERENCE : 0.162		
LAP	SECTOR 1	SECTOR 2	LAP TIME	MPH	DIFF	TIME OF DAY
1 -		43.802	2:18.694	77.06	7.598	16:23:04.297
2 -	1:28.556	43.731	2:12.287	80.79	1.191	16:25:16.584
3 -	1:28.097	43.439	2:11.536 (2)	81.25	0.440	16:27:28.120
4 -	1:27.495	43.601	2:11.096 (1)	81.52		16:29:39.216
5 -	1:27.881	43.829	2:11.710 (3)	81.14	0.614	16:31:50.926
6 -	1:28.365	44.244	2:12.609	80.59	1.513	16:34:03.535
7 -	1:29.126	44.183	2:13.309	80.17	2.213	16:36:16.844

P3 113 F2 HANDCOCK / BEVAN		Shelbourne F2 - R J Contracting				
IDEAL LAP TIME : 2:12.410		BEST LAP TIME : 2:12.817		DIFFERENCE : 0.407		
LAP	SECTOR 1	SECTOR 2	LAP TIME	MPH	DIFF	TIME OF DAY
1 -		43.883	2:19.824	76.43	7.007	16:23:05.427
2 -	1:28.971	43.846	2:12.817 (1)	80.47		16:25:18.244
3 -	1:30.008	44.045	2:14.053	79.73	1.236	16:27:32.297
4 -	1:29.305	43.663	2:12.968 (3)	80.38	0.151	16:29:45.265
5 -	1:30.047	43.535	2:13.582	80.01	0.765	16:31:58.847
6 -	1:29.988	43.806	2:13.794	79.88	0.977	16:34:12.641
7 -	1:28.875	44.060	2:12.935 (2)	80.40	0.118	16:36:25.576

P4 83 F2 BUCHANAN / EVANS		Kawasaki LUMLEY SIDECAR - Bull Inn Racing				
IDEAL LAP TIME : 2:11.876		BEST LAP TIME : 2:12.669		DIFFERENCE : 0.793		
LAP	SECTOR 1	SECTOR 2	LAP TIME	MPH	DIFF	TIME OF DAY
1 -		44.869	2:22.563	74.97	9.894	16:23:08.166
2 -	1:29.187	43.573	2:12.760 (2)	80.50	0.091	16:25:20.926
3 -	1:28.712	44.069	2:12.781 (3)	80.49	0.112	16:27:33.707
4 -	1:28.671	43.998	2:12.669 (1)	80.56		16:29:46.376
5 -	1:29.414	43.720	2:13.134	80.28	0.465	16:31:59.510
6 -	1:30.068	43.205	2:13.273	80.19	0.604	16:34:12.783
7 -	1:29.566	44.277	2:13.843	79.85	1.174	16:36:26.626

P5 101 F1 WAKLEY / HILDIGE		F1 LCR -				
IDEAL LAP TIME : 2:15.801		BEST LAP TIME : 2:16.043		DIFFERENCE : 0.242		
LAP	SECTOR 1	SECTOR 2	LAP TIME	MPH	DIFF	TIME OF DAY
1 -		45.547	2:23.968	74.23	7.925	16:23:09.571
2 -	1:32.133	45.317	2:17.450	77.75	1.407	16:25:27.021
3 -	1:31.618	45.138	2:16.756 (3)	78.15	0.713	16:27:43.777
4 -	1:31.109	44.934	2:16.043 (1)	78.56		16:29:59.820
5 -	1:30.867	45.312	2:16.179 (2)	78.48	0.136	16:32:15.999
6 -	1:32.273	47.747	2:20.020	76.33	3.977	16:34:36.019
7 -	1:36.017	48.630	2:24.647	73.89	8.604	16:37:00.666

BMCRC - MRO Championships 2024 - Rnd 6 @ Snetterton 300

BMCRC F1 & F2 Sidecars

RACE 16 - SECTOR ANALYSIS



SECTOR 1 = FL to I1, SECTOR 2 = I1 to FL, DIFF = Difference To Personal Best Lap, P = Crossed Finish Line in Pit Lane, D = Time Disallowed

P6		96 F2		J. GALE / B. GALE		Ireson KTM 790 - 4everTT	
IDEAL LAP TIME : 2:18.375		BEST LAP TIME : 2:18.375		DIFFERENCE : 0.000			
LAP	SECTOR 1	SECTOR 2	LAP TIME	MPH	DIFF	TIME OF DAY	
1 -		45.592	2:26.980	72.71	8.605	16:23:12.583	
2 -	1:35.555	46.353	2:21.908	75.31	3.533	16:25:34.491	
3 -	1:34.703	45.675	2:20.378	76.13	2.003	16:27:54.869	
4 -	1:34.824	45.545	2:20.369	76.14	1.994	16:30:15.238	
5 -	1:34.365	45.558	2:19.923 (3)	76.38	1.548	16:32:35.161	
6 -	1:33.992	45.650	2:19.642 (2)	76.53	1.267	16:34:54.803	
7 -	1:33.213	45.162	2:18.375 (1)	77.23		16:37:13.178	

P7		167 F1		MOSS / HOPE		LCR R6 - LifeSafety Motorsport - CharlieMossRacing	
IDEAL LAP TIME : 2:27.894		BEST LAP TIME : 2:29.875		DIFFERENCE : 1.981			
LAP	SECTOR 1	SECTOR 2	LAP TIME	MPH	DIFF	TIME OF DAY	
1 -		48.343	2:36.347	68.36	6.472	16:23:21.950	
2 -	1:39.551	50.324	2:29.875 (1)	71.31		16:25:51.825	
3 -	1:42.983	50.467	2:33.450 (3)	69.65	3.575	16:28:25.275	
4 -	1:42.998	50.982	2:33.980	69.41	4.105	16:30:59.255	
5 -	1:41.885	50.943	2:32.828 (2)	69.93	2.953	16:33:32.083	
6 -	1:42.400	51.376	2:33.776	69.50	3.901	16:36:05.859	

P8		19 F1		MACBRIDE / EDWARDS		LCR YAMAHA 600 - Lifesafety Motorsport	
IDEAL LAP TIME : 2:33.232		BEST LAP TIME : 2:36.119		DIFFERENCE : 2.887			
LAP	SECTOR 1	SECTOR 2	LAP TIME	MPH	DIFF	TIME OF DAY	
1 -		50.199	2:37.994	67.64	1.875	16:23:23.597	
2 -	1:43.078	53.187	2:36.265 (2)	68.39	0.146	16:25:59.862	
3 -	1:44.776	51.643	2:36.419 (3)	68.32	0.300	16:28:36.281	
4 -	1:43.033	53.086	2:36.119 (1)	68.46		16:31:12.400	
5 -	1:43.327	54.576	2:37.903	67.68	1.784	16:33:50.303	
6 -	1:43.900	57.946	2:41.846	66.03	5.727	16:36:32.149	

P9		146 F2		SAUNDERS / SMYTH		LCR SUZUKI GSXR 600 -	
IDEAL LAP TIME : 2:20.158		BEST LAP TIME :		DIFFERENCE :			
LAP	SECTOR 1	SECTOR 2	LAP TIME	MPH	DIFF	TIME OF DAY	
1 -		44.798	2:22.445	75.03		16:23:08.048	

BMCRC - MRO Championships 2024 - Rnd 6 @ Snetterton 300

BMCRC F1 & F2 Sidecars

RACE 16 - BEST SECTORS

SECTOR 1			SECTOR 2			IDEAL / BEST COMPARISON						
POS	NO	NAME	TIME	NO	NAME	TIME	POS	NO	NAME	IDEAL	BEST	DIFF
									PERFECT LAP	2:09.784		
1	65	FAIERS / FOX	1:26.780	65	FAIERS / FOX	43.004	1	65	FAIERS / FOX	2:09.784	2:09.916	0.132
2	69	LAMBERT / JAVENS	1:27.495	83	BUCHANAN / EVANS	43.205	2	69	LAMBERT / JAVENS	2:10.934	2:11.096	0.162
3	83	BUCHANAN / EVANS	1:28.671	69	LAMBERT / JAVENS	43.439	3	83	BUCHANAN / EVANS	2:11.876	2:12.669	0.793
4	113	HANDCOCK / BEVAN	1:28.875	113	HANDCOCK / BEVAN	43.535	4	113	HANDCOCK / BEVAN	2:12.410	2:12.817	0.407
5	101	WAKLEY / HILDIGE	1:30.867	146	SAUNDERS / SMYTH	44.798	5	101	WAKLEY / HILDIGE	2:15.801	2:16.043	0.242
6	96	J. GALE / B. GALE	1:33.213	101	WAKLEY / HILDIGE	44.934	6	96	J. GALE / B. GALE	2:18.375	2:18.375	0.000
7	146	SAUNDERS / SMYTH	1:35.360	96	J. GALE / B. GALE	45.162	7	146	SAUNDERS / SMYTH	2:20.158		
8	167	MOSS / HOPE	1:39.551	167	MOSS / HOPE	48.343	8	167	MOSS / HOPE	2:27.894	2:29.875	1.981
9	19	MACBRIDE / EDWARDS	1:43.033	19	MACBRIDE / EDWARDS	50.199	9	19	MACBRIDE / EDWARDI	2:33.232	2:36.119	2.887
10												

BMCRC - MRO Championships 2024 - Rnd 6 @ Snetterton 300

BMCRC F1 & F2 Sidecars

RACE 16 - STATISTICS

Competitors Started 10
Planned Start 2024-09-01 @ 16:30:00.000
Actual Start 2024-09-01 @ 16:20:45.602
Finish Time 2024-09-01 @ 16:36:04.788
Track Length 2.9689mi.
Total Laps 55
Total Distance Covered 163.2901mi.

Session Fastest Lap History

NO	CL	NAME	LAP TIME	TIME OF DAY	LAP	VEHICLE
65	F1	FAIERS / FOX	2:10.568	16:25:12.752	2	Dean Ryde YAMAHA R6
65	F1	FAIERS / FOX	2:10.333	16:27:23.085	3	Dean Ryde YAMAHA R6
65	F1	FAIERS / FOX	2:10.162	16:29:33.247	4	Dean Ryde YAMAHA R6
65	F1	FAIERS / FOX	2:09.916	16:31:43.163	5	Dean Ryde YAMAHA R6

Session Leader History

NO	CL	NAME	FROM LAP	LAPS LED	DISTANCE	VEHICLE
65	F1	FAIERS / FOX	1	7	20.78 miles	Dean Ryde YAMAHA R6

Flag History

TYPE	TIME OF DAY
GREEN	16:20:45.602
FINISH	16:36:04.788

Flag Statistics

TYPE	COUNT	TOTAL LAPS	TOTAL TIME
Green	1	7	16:58.108
Red	0	0	0.000
Safety Car	0	0	0.000
FCY	0	0	0.000

BMCRC - MRO Championships 2024 - Rnd 6 @ Snetterton 300

BMCRC F1 & F2 Sidecars

RACE 16 - STATISTICS

CLASS : F1

4 Starters

Fastest Lap History

NO	NAME	LAP TIME	TIME OF DAY	LAP	VEHICLE
65	FAIERS / FOX	2:10.568	16:25:12.752	2	Dean Ryde YAMAHA R6
65	FAIERS / FOX	2:10.333	16:27:23.085	3	Dean Ryde YAMAHA R6
65	FAIERS / FOX	2:10.162	16:29:33.247	4	Dean Ryde YAMAHA R6
65	FAIERS / FOX	2:09.916	16:31:43.163	5	Dean Ryde YAMAHA R6

Leader History

NO	NAME	FROM LAP	LAPS LED	DISTANCE	VEHICLE
65	FAIERS / FOX	1	7	20.78 miles	Dean Ryde YAMAHA R6

BMCRC - MRO Championships 2024 - Rnd 6 @ Snetterton 300

BMCRC F1 & F2 Sidecars

RACE 16 - STATISTICS

CLASS : F2

6 Starters

Fastest Lap History

NO	NAME	LAP TIME	TIME OF DAY	LAP	VEHICLE
69	LAMBERT / JAVENS	2:12.287	16:25:16.598	2	Honda LCR
69	LAMBERT / JAVENS	2:11.536	16:27:28.134	3	Honda LCR
69	LAMBERT / JAVENS	2:11.096	16:29:39.230	4	Honda LCR

Leader History

NO	NAME	FROM LAP	LAPS LED	DISTANCE	VEHICLE
69	LAMBERT / JAVENS	1	7	20.78 miles	Honda LCR



**BMCRC
THUNDERBIKE
EXTREME**



**BMCRC
THUNDERBIKE
ULTRA**

TW SUSPENSION BMCRC THUNDERBIKE EXTREME / ALF's MOTORCYCLES BMCRC THUNDERBIKE ULTRA



**BMCRC-MRO Championships - Round 6
Snetterton 300
31st / 1st September 2024**



Timing & Results Provided by Timing Solutions Ltd

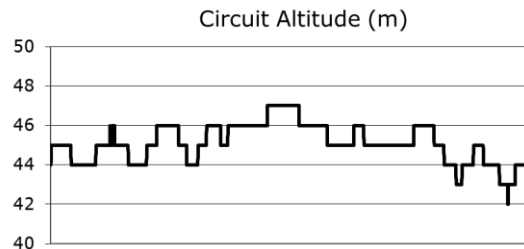
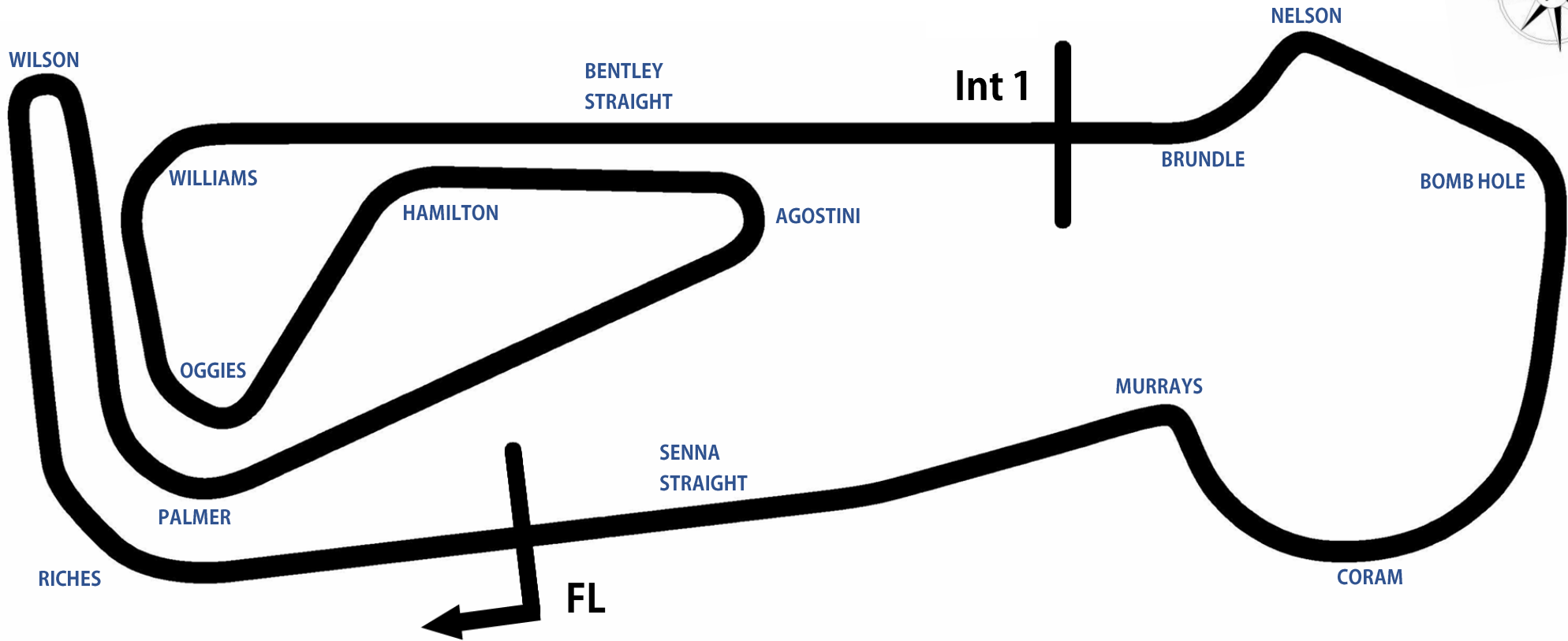
www.tsl-timing.com



Snetterton

Snetterton 300 Circuit

Norwich, Norfolk, UK



Length	2.9689 miles 4.778 km 4778.0 m	
FL	52.46340 N	0.94476 E
Int 1	3198m	52.46617 N 0.94964 E
Pit Entry	4572m	52.46364 N 0.94774 E
Pit Exit	40m after FL	52.46338 N 0.94420 E
Pit Entry - Pit Exit	246m, 17.7S @ 50kph, 14.7s @ 60kph	



BMCRC - MRO Championships 2024 - Rnd 6 @ Snetterton 300

BMCRC Thunderbike Ultra & Extreme

QUALIFYING - CLASSIFICATION

POS	NO	CL	PIC	NAME	ENTRY	TIME	ON	LAPS	GAP	DIFF	MPH
1	5	U	1	Kieran SMITH	Suzuki GSXR 1000 K1 -	1:56.196	2	5			91.98
2	99	U	2	Steven BUTTERWORTH	Yamaha R1 -	1:56.909	4	4	0.713	0.713	91.42
3	800	U	3	Morgan CREASEY	Suzuki GSXR 1000 K7 - Warics Ltd	1:58.756	4	5	2.560	1.847	90.00
4	78	U	4	Jamie THOMAS	Suzuki GSXR 1000 - Team RubyRacing	2:00.255	3	5	4.059	1.499	88.87
5	102	U	5	James FEARN	Suzuki GSXR1000 - Greenplant satellite team	2:01.417	5	5	5.221	1.162	88.02
6	87	E	1	Ben DOOLAN	Yamaha R6 - my wallet	2:02.619	5	5	6.423	1.202	87.16
7	19	U	6	Tyler DONOVAN	Kawasaki ZX10R - Tinder Corp	2:02.821	5	5	6.625	0.202	87.02
8	46	U	7	Simon GATES	Yamaha YZF R1 - T.A Roden LTD / Canine Plus Hydro	2:02.836	5	5	6.640	0.015	87.01
9	23	U	8	Justin ROSE	Yamaha R1 - J. Rose roofing services	2:03.345	5	5	7.149	0.509	86.65
10	85	U	9	Clinton WOOD	Suzuki GSXR1000 - CLINTON WOOD	2:03.558	5	5	7.362	0.213	86.50
11	4	U	10	Hayden KILLWORTH	Suzuki GSXR 1000 - GreenPlantUK - H11xy - Helmet (2:03.950	3	5	7.754	0.392	86.22
12	59	U	11	Andrew DENYER	Triumph 675 - me	2:04.280	5	5	8.084	0.330	86.00
13	77	E	2	David MAY	Suzuki GSXR 750 K1 - Orchard cooling/ team Silver Arr	2:05.526	3	5	9.330	1.246	85.14
14	117	U	12	Raymond STAGG	Suzuki GSXR 750 -	2:06.130	4	4	9.934	0.604	84.73
15	112	U	13	Scott WEST	Suzuki GSXR1000 -	2:06.334	5	5	10.138	0.204	84.60
16	48	E	3	Shaun WALLIS	Yamaha R6 (X) - MBC Despatch Racing	2:07.203	5	5	11.007	0.869	84.02
17	7	E	4	Darren TAYLOR	Kawasaki ZX6R - Watton Auto Centre	2:07.850	4	4	11.654	0.647	83.59
18	169	U	14	Cory SMITH	Suzuki K1 1000 -	2:08.186	3	3	11.990	0.336	83.37
19	54	E	5	Andrew SAUNDERS	Suzuki GSXR 750 K1 - Ron G & Super Sam	2:09.808	2	2	13.612	1.622	82.33
20	373	U	15	Robert EAGLING	Suzuki GSXR1000 -	2:09.917	3	5	13.721	0.109	82.26
21	20	U	16	Connor SWYER	Suzuki GSXR 1000 K6 - WSC Performace & lleithyr far	2:11.521	2	4	15.325	1.604	81.26
22	21	U	17	Danny BRENNAN	Suzuki GSXR 1000 -	2:11.649	2	3	15.453	0.128	81.18
23	80	U	18	Mark OVEL	Yamaha R1 - I STULL NEED A SPONSOR	2:12.632	3	5	16.436	0.983	80.58
24	37	E	6	Ricky WOODS	Suzuki GSXR 750 - Emma Woods	2:13.024	2	3	16.828	0.392	80.34
25	17	U	19	Jordan KILLWORTH	Yamaha R1 4C8 - Greenplant/BK/Rabbit	2:13.999	3	3	17.803	0.975	79.76
26	51	E	7	Paul BEESLEY	Aprilia MILLIE RSV -	2:14.510	3	3	18.314	0.511	79.45
27	89	E	8	Daryl SKINNS	Suzuki GSXR 750 - Indoor Climate Systems UK LTD	2:16.629	5	5	20.433	2.119	78.22
28	114	U	20	Richard BATE	Yamaha R1 - TEAM PSR	2:31.639	1	1	35.443	15.010	70.48

Weather / Track : Cloudy / Dry

Date: 31/08/2024 Start: 11:11 Finish: 11:21
Snetterton 300: 2.9689 miles

These results are provisional until the conclusion of any judicial and technical matters.

Clerk Of Course:	Stewards:	Timekeeper:	<i>Craig Smith</i>	
------------------	-----------	-------------	--------------------	--

Results can be found at www.tsl-timing.com

Printed - 11:24 Saturday, 31 August 2024



BMCRC - MRO Championships 2024 - Rnd 6 @ Snetterton 300

BMCRC Thunderbike Ultra & Extreme

QUALIFYING - SECTOR ANALYSIS



SECTOR 1 = FL to I1, SECTOR 2 = I1 to FL, DIFF = Difference To Personal Best Lap, P = Crossed Finish Line in Pit Lane, D = Time Disallowed

P1		5 U		Kieran SMITH		Suzuki GSXR 1000 K1 -	
IDEAL LAP TIME : 1:56.196		BEST LAP TIME : 1:56.196		DIFFERENCE : 0.000			
LAP	SECTOR 1	SECTOR 2	LAP TIME	MPH	DIFF	TIME OF DAY	
1 -	1:22.178	39.278	2:01.456 (3)	87.99	5.260	11:13:59.054	
2 -	1:17.699	38.497	1:56.196 (1)	91.98		11:15:55.250	
3 -	1:19.054	IN PIT	2:34.177 P	69.32	37.981	11:18:29.427	
4 -	OUTLAP	41.748	2:08.354	83.27	12.158	11:20:37.781	
5 -	1:18.344	38.883	1:57.227 (2)	91.17	1.031	11:22:35.008	

P2		99 U		Steven BUTTERWORTH		Yamaha R1 -	
IDEAL LAP TIME : 1:56.909		BEST LAP TIME : 1:56.909		DIFFERENCE : 0.000			
LAP	SECTOR 1	SECTOR 2	LAP TIME	MPH	DIFF	TIME OF DAY	
1 -	1:24.440	39.765	2:04.205	86.05	7.296	11:14:05.076	
2 -	1:19.927	39.505	1:59.432 (3)	89.49	2.523	11:16:04.508	
3 -	1:18.748	38.846	1:57.594 (2)	90.88	0.685	11:18:02.102	
4 -	1:18.323	38.586	1:56.909 (1)	91.42		11:19:59.011	

P3		800 U		Morgan CREASEY		Suzuki GSXR 1000 K7 - Warics Ltd	
IDEAL LAP TIME : 1:58.598		BEST LAP TIME : 1:58.756		DIFFERENCE : 0.158			
LAP	SECTOR 1	SECTOR 2	LAP TIME	MPH	DIFF	TIME OF DAY	
1 -	1:27.509	41.704	2:09.213	82.71	10.457	11:14:11.805	
2 -	1:21.392	40.092	2:01.484	87.97	2.728	11:16:13.289	
3 -	1:20.015	39.569	1:59.584 (3)	89.37	0.828	11:18:12.873	
4 -	1:19.496	39.260	1:58.756 (1)	90.00		11:20:11.629	
5 -	1:19.338	39.451	1:58.789 (2)	89.97	0.033	11:22:10.418	

P4		78 U		Jamie THOMAS		Suzuki GSXR 1000 - Team RubyRacing	
IDEAL LAP TIME : 2:00.255		BEST LAP TIME : 2:00.255		DIFFERENCE : 0.000			
LAP	SECTOR 1	SECTOR 2	LAP TIME	MPH	DIFF	TIME OF DAY	
1 -	1:24.229	40.546	2:04.775	85.65	4.520	11:14:04.317	
2 -	1:21.371	40.045	2:01.416 (3)	88.02	1.161	11:16:05.733	
3 -	1:20.483	39.772	2:00.255 (1)	88.87		11:18:05.988	
4 -	1:20.769	40.211	2:00.980 (2)	88.34	0.725	11:20:06.968	
5 -	1:22.335	40.503	2:02.838	87.00	2.583	11:22:09.806	

P5		102 U		James FEARN		Suzuki GSXR1000 - Greenplant satellite team	
IDEAL LAP TIME : 2:01.417		BEST LAP TIME : 2:01.417		DIFFERENCE : 0.000			
LAP	SECTOR 1	SECTOR 2	LAP TIME	MPH	DIFF	TIME OF DAY	
1 -	1:33.411	44.090	2:17.501	77.73	16.084	11:14:22.969	
2 -	1:26.804	41.589	2:08.393	83.24	6.976	11:16:31.362	
3 -	1:24.249	40.555	2:04.804 (3)	85.63	3.387	11:18:36.166	
4 -	1:22.359	41.292	2:03.651 (2)	86.43	2.234	11:20:39.817	
5 -	1:21.391	40.026	2:01.417 (1)	88.02		11:22:41.234	

P6		87 E		Ben DOOLAN		Yamaha R6 - my wallet	
IDEAL LAP TIME : 2:02.619		BEST LAP TIME : 2:02.619		DIFFERENCE : 0.000			
LAP	SECTOR 1	SECTOR 2	LAP TIME	MPH	DIFF	TIME OF DAY	
1 -	1:24.886	41.900	2:06.786	84.30	4.167	11:14:04.548	
2 -	1:23.081	40.852	2:03.933	86.24	1.314	11:16:08.481	
3 -	1:22.831	41.030	2:03.861 (3)	86.29	1.242	11:18:12.342	
4 -	1:22.933	40.844	2:03.777 (2)	86.34	1.158	11:20:16.119	
5 -	1:21.783	40.836	2:02.619 (1)	87.16		11:22:18.738	

BMCRC - MRO Championships 2024 - Rnd 6 @ Snetterton 300

BMCRC Thunderbike Ultra & Extreme

QUALIFYING - SECTOR ANALYSIS



SECTOR 1 = FL to I1, SECTOR 2 = I1 to FL, DIFF = Difference To Personal Best Lap, P = Crossed Finish Line in Pit Lane, D = Time Disallowed

P7 19 U		Tyler DONOVAN		Kawasaki ZX10R - Tinder Corp			
IDEAL LAP TIME : 2:02.632		BEST LAP TIME : 2:02.821		DIFFERENCE : 0.189			
LAP	SECTOR 1	SECTOR 2	LAP TIME	MPH	DIFF	TIME OF DAY	
1 -	1:29.829	43.763	2:13.592	80.00	10.771	11:14:24.354	
2 -	1:25.487	40.644	2:06.131	84.73	3.310	11:16:30.485	
3 -	1:22.456	40.741	2:03.197 (2)	86.75	0.376	11:18:33.682	
4 -	1:22.156	42.489	2:04.645 (3)	85.74	1.824	11:20:38.327	
5 -	1:21.988	40.833	2:02.821 (1)	87.02		11:22:41.148	

P8 46 U		Simon GATES		Yamaha YZF R1 - T.A Roden LTD / Canine Plus Hydro			
IDEAL LAP TIME : 2:02.836		BEST LAP TIME : 2:02.836		DIFFERENCE : 0.000			
LAP	SECTOR 1	SECTOR 2	LAP TIME	MPH	DIFF	TIME OF DAY	
1 -	1:27.706	41.512	2:09.218	82.71	6.382	11:14:07.723	
2 -	1:24.208	41.565	2:05.773	84.97	2.937	11:16:13.496	
3 -	1:22.211	41.251	2:03.462 (2)	86.56	0.626	11:18:16.958	
4 -	1:22.300	41.294	2:03.594 (3)	86.47	0.758	11:20:20.552	
5 -	1:21.850	40.986	2:02.836 (1)	87.01		11:22:23.388	

P9 23 U		Justin ROSE		Yamaha R1 - J. Rose roofing services			
IDEAL LAP TIME : 2:03.345		BEST LAP TIME : 2:03.345		DIFFERENCE : 0.000			
LAP	SECTOR 1	SECTOR 2	LAP TIME	MPH	DIFF	TIME OF DAY	
1 -	1:33.209	44.267	2:17.476	77.74	14.131	11:14:25.127	
2 -	1:26.230	43.124	2:09.354	82.62	6.009	11:16:34.481	
3 -	1:23.491	41.675	2:05.166 (3)	85.39	1.821	11:18:39.647	
4 -	1:23.086	41.142	2:04.228 (2)	86.03	0.883	11:20:43.875	
5 -	1:22.311	41.034	2:03.345 (1)	86.65		11:22:47.220	

P10 85 U		Clinton WOOD		Suzuki GSXR1000 - CLINTON WOOD			
IDEAL LAP TIME : 2:03.222		BEST LAP TIME : 2:03.558		DIFFERENCE : 0.336			
LAP	SECTOR 1	SECTOR 2	LAP TIME	MPH	DIFF	TIME OF DAY	
1 -	1:27.025	42.174	2:09.199	82.72	5.641	11:14:07.530	
2 -	1:38.172	42.004	2:20.176	76.24	16.618	11:16:27.706	
3 -	1:23.122	41.234	2:04.356 (3)	85.94	0.798	11:18:32.062	
4 -	1:22.261	41.683	2:03.944 (2)	86.23	0.386	11:20:36.006	
5 -	1:21.988	41.570	2:03.558 (1)	86.50		11:22:39.564	

P11 4 U		Hayden KILLWORTH		Suzuki GSXR 1000 - GreenPlantUK - H11xy - Helmet City			
IDEAL LAP TIME : 2:03.950		BEST LAP TIME : 2:03.950		DIFFERENCE : 0.000			
LAP	SECTOR 1	SECTOR 2	LAP TIME	MPH	DIFF	TIME OF DAY	
1 -	1:28.707	42.521	2:11.228	81.44	7.278	11:14:12.299	
2 -	1:24.371	41.633	2:06.004 (2)	84.82	2.054	11:16:18.303	
3 -	1:22.629	41.321	2:03.950 (1)	86.22		11:18:22.253	
4 -	1:23.583	42.805	2:06.388 (3)	84.56	2.438	11:20:28.641	
5 -	1:27.707	42.491	2:10.198	82.09	6.248	11:22:38.839	

P12 59 U		Andrew DENYER		Triumph 675 - me			
IDEAL LAP TIME : 2:04.280		BEST LAP TIME : 2:04.280		DIFFERENCE : 0.000			
LAP	SECTOR 1	SECTOR 2	LAP TIME	MPH	DIFF	TIME OF DAY	
1 -	1:28.627	43.438	2:12.065	80.93	7.785	11:14:25.035	
2 -	1:25.584	41.697	2:07.281	83.97	3.001	11:16:32.316	
3 -	1:24.237	42.589	2:06.826 (3)	84.27	2.546	11:18:39.142	
4 -	1:23.102	42.099	2:05.201 (2)	85.36	0.921	11:20:44.343	
5 -	1:22.768	41.512	2:04.280 (1)	86.00		11:22:48.623	

BMCRC - MRO Championships 2024 - Rnd 6 @ Snetterton 300

BMCRC Thunderbike Ultra & Extreme

QUALIFYING - SECTOR ANALYSIS



SECTOR 1 = FL to I1, SECTOR 2 = I1 to FL, DIFF = Difference To Personal Best Lap, P = Crossed Finish Line in Pit Lane, D = Time Disallowed

P13 77 E		David MAY		Suzuki GSXR 750 K1 - Orchard cooling/ team Silver Arrows		
IDEAL LAP TIME : 2:05.526		BEST LAP TIME : 2:05.526		DIFFERENCE : 0.000		
LAP	SECTOR 1	SECTOR 2	LAP TIME	MPH	DIFF	TIME OF DAY
1 -	1:27.606	41.836	2:09.442	82.57	3.916	11:14:09.037
2 -	1:24.804	41.688	2:06.492 (3)	84.49	0.966	11:16:15.529
3 -	1:23.985	41.541	2:05.526 (1)	85.14		11:18:21.055
4 -	1:24.708	41.985	2:06.693	84.36	1.167	11:20:27.748
5 -	1:24.016	41.826	2:05.842 (2)	84.93	0.316	11:22:33.590

P14 117 U		Raymond STAGG		Suzuki GSXR 750 -		
IDEAL LAP TIME : 2:05.930		BEST LAP TIME : 2:06.130		DIFFERENCE : 0.200		
LAP	SECTOR 1	SECTOR 2	LAP TIME	MPH	DIFF	TIME OF DAY
1 -	1:37.292	45.365	2:22.657	74.92	16.527	11:14:26.706
2 -	1:25.981	42.996	2:08.977 (3)	82.86	2.847	11:16:35.683
3 -	1:24.805	42.607	2:07.412 (2)	83.88	1.282	11:18:43.095
4 -	1:23.323	42.807	2:06.130 (1)	84.73		11:20:49.225

P15 112 U		Scott WEST		Suzuki GSXR1000 -		
IDEAL LAP TIME : 2:06.334		BEST LAP TIME : 2:06.334		DIFFERENCE : 0.000		
LAP	SECTOR 1	SECTOR 2	LAP TIME	MPH	DIFF	TIME OF DAY
1 -	1:30.133	43.435	2:13.568	80.01	7.234	11:14:14.093
2 -	1:26.580	42.489	2:09.069	82.80	2.735	11:16:23.162
3 -	1:24.682	42.574	2:07.256 (2)	83.98	0.922	11:18:30.418
4 -	1:25.106	42.676	2:07.782 (3)	83.64	1.448	11:20:38.200
5 -	1:24.142	42.192	2:06.334 (1)	84.60		11:22:44.534

P16 48 E		Shaun WALLIS		Yamaha R6 (X) - MBC Despatch Racing		
IDEAL LAP TIME : 2:07.203		BEST LAP TIME : 2:07.203		DIFFERENCE : 0.000		
LAP	SECTOR 1	SECTOR 2	LAP TIME	MPH	DIFF	TIME OF DAY
1 -	1:30.152	43.886	2:14.038	79.73	6.835	11:14:14.245
2 -	1:25.884	43.258	2:09.142	82.76	1.939	11:16:23.387
3 -	1:25.995	42.943	2:08.938 (3)	82.89	1.735	11:18:32.325
4 -	1:25.273	43.072	2:08.345 (2)	83.27	1.142	11:20:40.670
5 -	1:24.404	42.799	2:07.203 (1)	84.02		11:22:47.873

P17 7 E		Darren TAYLOR		Kawasaki ZX6R - Watton Auto Centre		
IDEAL LAP TIME : 2:07.831		BEST LAP TIME : 2:07.850		DIFFERENCE : 0.019		
LAP	SECTOR 1	SECTOR 2	LAP TIME	MPH	DIFF	TIME OF DAY
1 -	1:34.622	44.854	2:19.476	76.63	11.626	11:14:19.601
2 -	1:27.698	43.641	2:11.339 (3)	81.37	3.489	11:16:30.940
3 -	1:25.514	42.725	2:08.239 (2)	83.34	0.389	11:18:39.179
4 -	1:25.533	42.317	2:07.850 (1)	83.59		11:20:47.029

P18 169 U		Cory SMITH		Suzuki K1 1000 -		
IDEAL LAP TIME : 2:08.094		BEST LAP TIME : 2:08.186		DIFFERENCE : 0.092		
LAP	SECTOR 1	SECTOR 2	LAP TIME	MPH	DIFF	TIME OF DAY
1 -	1:31.565	44.856	2:16.421 (3)	78.34	8.235	11:14:26.411
2 -	1:27.192	44.239	2:11.431 (2)	81.32	3.245	11:16:37.842
3 -	1:25.153	43.033	2:08.186 (1)	83.37		11:18:46.028

P19 54 E		Andrew SAUNDERS		Suzuki GSXR 750 K1 - Ron G & Super Sam		
IDEAL LAP TIME : 2:09.599		BEST LAP TIME : 2:09.808		DIFFERENCE : 0.209		
LAP	SECTOR 1	SECTOR 2	LAP TIME	MPH	DIFF	TIME OF DAY
1 -	1:28.166	42.679	2:10.845 (2)	81.68	1.037	11:14:11.077
2 -	1:26.920	42.888	2:09.808 (1)	82.33		11:16:20.885

BMCRC - MRO Championships 2024 - Rnd 6 @ Snetterton 300

BMCRC Thunderbike Ultra & Extreme

QUALIFYING - SECTOR ANALYSIS



SECTOR 1 = FL to I1, SECTOR 2 = I1 to FL, DIFF = Difference To Personal Best Lap, P = Crossed Finish Line in Pit Lane, D = Time Disallowed

P20		373 U		Robert EAGLING		Suzuki GSXR1000 -	
IDEAL LAP TIME : 2:09.285		BEST LAP TIME : 2:09.917		DIFFERENCE : 0.632			
LAP	SECTOR 1	SECTOR 2	LAP TIME	MPH	DIFF	TIME OF DAY	
1 -	1:35.753	44.801	2:20.554	76.04	10.637	11:14:30.550	
2 -	1:29.532	43.190	2:12.722	80.52	2.805	11:16:43.272	
3 -	1:26.230	43.687	2:09.917 (1)	82.26		11:18:53.189	
4 -	1:26.095	43.981	2:10.076 (2)	82.16	0.159	11:21:03.265	
5 -	1:27.189	43.267	2:10.456 (3)	81.92	0.539	11:23:13.721	

P21		20 U		Connor SWYER		Suzuki GSXR 1000 K6 - WSC Performace & lleithyr farm & dad	
IDEAL LAP TIME : 2:11.521		BEST LAP TIME : 2:11.521		DIFFERENCE : 0.000			
LAP	SECTOR 1	SECTOR 2	LAP TIME	MPH	DIFF	TIME OF DAY	
1 -	1:33.498	44.146	2:17.644 (2)	77.65	6.123	11:14:23.467	
2 -	1:27.496	44.025	2:11.521 (1)	81.26		11:16:34.988	
3 -		IN PIT	3:40.957 P	48.37	1:29.436	11:20:15.945	
4 -	OUTLAP	45.164	2:22.365	75.07	10.844	11:22:38.310	

P22		21 U		Danny BRENNAN		Susuki GSXR 1000 -	
IDEAL LAP TIME : 2:10.942		BEST LAP TIME : 2:11.649		DIFFERENCE : 0.707			
LAP	SECTOR 1	SECTOR 2	LAP TIME	MPH	DIFF	TIME OF DAY	
1 -	1:33.115	44.417	2:17.532 (3)	77.71	5.883	11:14:23.749	
2 -	1:27.531	44.118	2:11.649 (1)	81.18		11:16:35.398	
3 -	1:29.298	43.874	2:13.172 (2)	80.25	1.523	11:18:48.570	

P23		80 U		Mark OVEL		Yamaha R1 - I STULL NEED A SPONSOR	
IDEAL LAP TIME : 2:12.611		BEST LAP TIME : 2:12.632		DIFFERENCE : 0.021			
LAP	SECTOR 1	SECTOR 2	LAP TIME	MPH	DIFF	TIME OF DAY	
1 -	1:36.058	45.344	2:21.402	75.58	8.770	11:14:29.380	
2 -	1:31.303	44.540	2:15.843	78.67	3.211	11:16:45.223	
3 -	1:28.437	44.195	2:12.632 (1)	80.58		11:18:57.855	
4 -	1:29.357	44.174	2:13.531 (2)	80.04	0.899	11:21:11.386	
5 -	1:28.851	44.872	2:13.723 (3)	79.92	1.091	11:23:25.109	

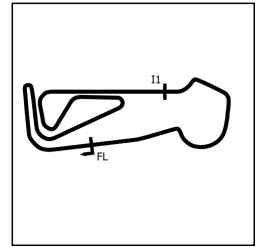
P24		37 E		Ricky WOODS		Suzuki GSXR 750 - Emma Woods	
IDEAL LAP TIME : 2:13.024		BEST LAP TIME : 2:13.024		DIFFERENCE : 0.000			
LAP	SECTOR 1	SECTOR 2	LAP TIME	MPH	DIFF	TIME OF DAY	
1 -	1:34.651	47.042	2:21.693 (3)	75.43	8.669	11:14:25.381	
2 -	1:27.737	45.287	2:13.024 (1)	80.34		11:16:38.405	
3 -	1:29.256	46.966	2:16.222 (2)	78.46	3.198	11:18:54.627	

P25		17 U		Jordan KILLWORTH		Yamaha R1 4C8 - Greenplant/BK/Rabbit	
IDEAL LAP TIME : 2:13.999		BEST LAP TIME : 2:13.999		DIFFERENCE : 0.000			
LAP	SECTOR 1	SECTOR 2	LAP TIME	MPH	DIFF	TIME OF DAY	
1 -	1:36.368	48.028	2:24.396 (2)	74.01	10.397	11:14:27.331	
2 -	1:46.193	45.730	2:31.923 (3)	70.35	17.924	11:16:59.254	
3 -	1:29.512	44.487	2:13.999 (1)	79.76		11:19:13.253	

P26		51 E		Paul BEESLEY		Aprilia MILLIE RSV -	
IDEAL LAP TIME : 2:12.807		BEST LAP TIME : 2:14.510		DIFFERENCE : 1.703			
LAP	SECTOR 1	SECTOR 2	LAP TIME	MPH	DIFF	TIME OF DAY	
1 -	1:33.158	45.611	2:18.769 (3)	77.02	4.259	11:14:20.703	
2 -	1:29.768	45.280	2:15.048 (2)	79.14	0.538	11:16:35.751	
3 -	1:30.003	44.507	2:14.510 (1)	79.45		11:18:50.261	

BMCRC - MRO Championships 2024 - Rnd 6 @ Snetterton 300

BMCRC Thunderbike Ultra & Extreme QUALIFYING - SECTOR ANALYSIS



SECTOR 1 = FL to I1, SECTOR 2 = I1 to FL, DIFF = Difference To Personal Best Lap, P = Crossed Finish Line in Pit Lane, D = Time Disallowed

P27 89 E		Daryl SKINNS		Suzuki GSXR 750 - Indoor Climate Systems UK LTD			
IDEAL LAP TIME : 2:16.629		BEST LAP TIME : 2:16.629		DIFFERENCE : 0.000			
LAP	SECTOR 1	SECTOR 2	LAP TIME	MPH	DIFF	TIME OF DAY	
1 -	1:39.650	46.493	2:26.143	73.13	9.514	11:14:29.127	
2 -	1:40.533	46.388	2:26.921	72.74	10.292	11:16:56.048	
3 -	1:31.603	45.850	2:17.453 (2)	77.75	0.824	11:19:13.501	
4 -	1:33.051	45.617	2:18.668 (3)	77.07	2.039	11:21:32.169	
5 -	1:31.108	45.521	2:16.629 (1)	78.22		11:23:48.798	

P28 114 U		Richard BATE		Yamaha R1 - TEAM PSR			
IDEAL LAP TIME : 2:31.639		BEST LAP TIME : 2:31.639		DIFFERENCE : 0.000			
LAP	SECTOR 1	SECTOR 2	LAP TIME	MPH	DIFF	TIME OF DAY	
1 -	1:39.706	51.933	2:31.639 (1)	70.48		11:14:41.504	

BMCRC - MRO Championships 2024 - Rnd 6 @ Snetterton 300

BMCRC Thunderbike Ultra & Extreme

QUALIFYING - BEST SECTORS

SECTOR 1			SECTOR 2			IDEAL / BEST COMPARISON						
POS	NO	NAME	TIME	NO	NAME	TIME	POS	NO	NAME	IDEAL	BEST	DIFF
									PERFECT LAP	1:56.196		
1	5	SMITH	1:17.699	5	SMITH	38.497	1	5	SMITH	1:56.196	1:56.196	0.000
2	99	BUTTERWORTH	1:18.323	99	BUTTERWORTH	38.586	2	99	BUTTERWORTH	1:56.909	1:56.909	0.000
3	800	CREASEY	1:19.338	800	CREASEY	39.260	3	800	CREASEY	1:58.598	1:58.756	0.158
4	78	THOMAS	1:20.483	78	THOMAS	39.772	4	78	THOMAS	2:00.255	2:00.255	0.000
5	102	FEARN	1:21.391	102	FEARN	40.026	5	102	FEARN	2:01.417	2:01.417	0.000
6	87	DOOLAN	1:21.783	19	DONOVAN	40.644	6	87	DOOLAN	2:02.619	2:02.619	0.000
7	46	GATES	1:21.850	87	DOOLAN	40.836	7	19	DONOVAN	2:02.632	2:02.821	0.189
8	19	DONOVAN	1:21.988	46	GATES	40.986	8	46	GATES	2:02.836	2:02.836	0.000
9	85	WOOD	1:21.988	23	ROSE	41.034	9	85	WOOD	2:03.222	2:03.558	0.336
10	23	ROSE	1:22.311	85	WOOD	41.234	10	23	ROSE	2:03.345	2:03.345	0.000
11	4	KILLWORTH	1:22.629	4	KILLWORTH	41.321	11	4	KILLWORTH	2:03.950	2:03.950	0.000
12	59	DENYER	1:22.768	59	DENYER	41.512	12	59	DENYER	2:04.280	2:04.280	0.000
13	117	STAGG	1:23.323	77	MAY	41.541	13	77	MAY	2:05.526	2:05.526	0.000
14	77	MAY	1:23.985	112	WEST	42.192	14	117	STAGG	2:05.930	2:06.130	0.200
15	112	WEST	1:24.142	7	TAYLOR	42.317	15	112	WEST	2:06.334	2:06.334	0.000
16	48	WALLIS	1:24.404	117	STAGG	42.607	16	48	WALLIS	2:07.203	2:07.203	0.000
17	169	SMITH	1:25.061	54	SAUNDERS	42.679	17	7	TAYLOR	2:07.831	2:07.850	0.019
18	7	TAYLOR	1:25.514	48	WALLIS	42.799	18	169	SMITH	2:08.094	2:08.186	0.092
19	373	EAGLING	1:26.095	169	SMITH	43.033	19	373	EAGLING	2:09.285	2:09.917	0.632
20	54	SAUNDERS	1:26.920	373	EAGLING	43.190	20	54	SAUNDERS	2:09.599	2:09.808	0.209
21	21	BRENNAN	1:27.068	21	BRENNAN	43.874	21	21	BRENNAN	2:10.942	2:11.649	0.707
22	20	SWYER	1:27.496	20	SWYER	44.025	22	20	SWYER	2:11.521	2:11.521	0.000
23	37	WOODS	1:27.737	80	OVEL	44.174	23	80	OVEL	2:12.611	2:12.632	0.021
24	51	BEESLEY	1:28.300	17	KILLWORTH	44.487	24	51	BEESLEY	2:12.807	2:14.510	1.703
25	80	OVEL	1:28.437	51	BEESLEY	44.507	25	37	WOODS	2:13.024	2:13.024	0.000
26	17	KILLWORTH	1:29.512	37	WOODS	45.287	26	17	KILLWORTH	2:13.999	2:13.999	0.000
27	89	SKINNS	1:31.108	89	SKINNS	45.521	27	89	SKINNS	2:16.629	2:16.629	0.000
28	114	BATE	1:39.706	114	BATE	51.933	28	114	BATE	2:31.639	2:31.639	0.000

BMCRC - MRO Championships 2024 - Rnd 6 @ Snetterton 300

BMCRC Thunderbike Ultra & Extreme

QUALIFYING - STATISTICS

Competitors Started 28
Planned Start 2024-08-31 @ 10:49:00.000
Actual Start 2024-08-31 @ 11:11:49.453
Finish Time 2024-08-31 @ 11:21:49.295
Track Length 2.9689mi.
Total Laps 119
Total Distance Covered 353.3004mi.

Session Fastest Lap History

NO	CL	NAME	LAP TIME	TIME OF DAY	LAP	VEHICLE
5	U	Kieran SMITH	2:01.456	11:13:59.072	1	Suzuki GSXR 1000 K1
5	U	Kieran SMITH	1:56.196	11:15:55.267	2	Suzuki GSXR 1000 K1

Flag History

TYPE	TIME OF DAY
GREEN	11:11:49.453
FINISH	11:21:49.295

Flag Statistics

TYPE	COUNT	TOTAL LAPS	TOTAL TIME
Green	1	5	12:04.993
Red	0	0	0.000
Safety Car	0	0	0.000
FCY	0	0	0.000

BMCRC - MRO Championships 2024 - Rnd 6 @ Snetterton 300

BMCRC Thunderbike Ultra & Extreme

QUALIFYING - STATISTICS

CLASS : E

8 Starters

Fastest Lap History

NO	NAME	LAP TIME	TIME OF DAY	LAP	VEHICLE
87	Ben DOOLAN	2:06.786	11:14:04.566	1	Yamaha R6
87	Ben DOOLAN	2:03.933	11:16:08.498	2	Yamaha R6
87	Ben DOOLAN	2:03.861	11:18:12.360	3	Yamaha R6
87	Ben DOOLAN	2:03.777	11:20:16.137	4	Yamaha R6
87	Ben DOOLAN	2:02.619	11:22:18.756	5	Yamaha R6

BMCRC - MRO Championships 2024 - Rnd 6 @ Snetterton 300

BMCRC Thunderbike Ultra & Extreme

QUALIFYING - STATISTICS

CLASS : U

20 Starters

Fastest Lap History

NO	NAME	LAP TIME	TIME OF DAY	LAP	VEHICLE
5	Kieran SMITH	2:01.456	11:13:59.072	1	Suzuki GSXR 1000 K1
5	Kieran SMITH	1:56.196	11:15:55.267	2	Suzuki GSXR 1000 K1



BMCRC - MRO Championships 2024 - Rnd 6 @ Snetterton 300

BMCRC Thunderbike Ultra & Extreme

RACE 8 - GRID (5 Laps)

ROW 10				28	114	Richard BATE	2:31.639							
ROW 9		27	89	Daryl SKINNS	2:16.629	26	51	Paul BEESLEY	2:14.510	25	17	Jordan KILLWORTH	2:13.999	
ROW 8		24	37	Ricky WOODS	2:13.024	23	80	Mark OVEL	2:12.632	22	21	Danny BRENNAN	2:11.649	
ROW 7			21	20	Connor SWYER	2:11.521	20	373	Robert EAGLING	2:09.917	19	54	Andrew SAUNDERS	2:09.808
ROW 6		18	169	Cory SMITH	2:08.186	17	7	Darren TAYLOR	2:07.850	16	48	Shaun WALLIS	2:07.203	
ROW 5			15	112	Scott WEST	2:06.334	14	117	Raymond STAGG	2:06.130	13	77	David MAY	2:05.526
ROW 4		12	59	Andrew DENYER	2:04.280	11	4	Hayden KILLWORTH	2:03.950	10	85	Clinton WOOD	2:03.558	
ROW 3			9	23	Justin ROSE	2:03.345	8	46	Simon GATES	2:02.836	7	19	Tyler DONOVAN	2:02.821
ROW 2		6	87	Ben DOOLAN	2:02.619	5	102	James FEARN	2:01.417	4	78	Jamie THOMAS	2:00.255	
ROW 1			3	800	Morgan CREASEY	1:58.756	2	99	Steven BUTTERWORTH	1:56.909	1	5	Kieran SMITH	1:56.196
													Pole	

These results are provisional until the conclusion of any judicial and technical matters.

Snetterton 300: 2.9689 miles

Clerk Of Course:	Stewards:	Timekeeper:	<i>Craig Smith</i>	
------------------	-----------	-------------	--------------------	--

Results can be found at www.tsl-timing.com

Printed - 11:26 Saturday, 31 August 2024





BMCRC THUNDERBIKE EXTREME



BMCRC THUNDERBIKE ULTRA

BMCRC - MRO Championships 2024 - Rnd 6 @ Snetterton 300

BMCRC Thunderbike Ultra & Extreme

RACE 8 - CLASSIFICATION

Race Distance: 5 Laps / 14.84 miles

POS	NO	CL	PIC	NAME	ENTRY	LAPS	TIME	GAP	DIFF	MPH	BEST	ON	GRD	↑↓
1	5	U	1	Kieran SMITH	Suzuki GSXR 1000 K1 -	5	9:50.562			90.49	1:56.096	3	1	0
2	99	U	2	Steven BUTTERWORTH	Yamaha R1 -	5	9:56.457	5.895	5.895	89.59	1:57.569	3	2	0
3	800	U	3	Morgan CREASEY	Suzuki GSXR 1000 K7 - Warics Ltd	5	10:04.144	13.582	7.687	88.45	1:58.450	3	3	0
4	102	U	4	James FEARN	Suzuki GSXR1000 - Greenplant satellite team	5	10:16.116	25.554	11.972	86.73	2:00.605	5	5	1
5	78	U	5	Jamie THOMAS	Suzuki GSXR 1000 - Team RubyRacing	5	10:17.417	26.855	1.301	86.55	2:01.735	5	4	-1
6	19	U	6	Tyler DONOVAN	Kawasaki ZX10R - Tinder Corp	5	10:22.027	31.465	4.610	85.91	2:02.043	4	7	1
7	23	U	7	Justin ROSE	Yamaha R1 - J. Rose roofing services	5	10:22.989	32.427	0.962	85.78	2:02.229	5	9	2
8	46	U	8	Simon GATES	Yamaha YZF R1 - T.A Roden LTD / Canine Plus Hydro	5	10:24.033	33.471	1.044	85.63	2:02.571	5	8	0
9	85	U	9	Clinton WOOD	Suzuki GSXR1000 - CLINTON WOOD	5	10:25.585	35.023	1.552	85.42	2:02.673	5	10	1
10	59	U	10	Andrew DENYER	Triumph 675 - me	5	10:30.409	39.847	4.824	84.77	2:03.444	5	12	2
11	77	E	1	David MAY	Suzuki GSXR 750 K1 - Orchard cooling/ team Silver Arrows	5	10:32.452	41.890	2.043	84.49	2:04.919	2	13	2
12	117	U	11	Raymond STAGG	Suzuki GSXR 750 -	5	10:38.491	47.929	6.039	83.69	2:05.248	3	14	2
13	48	E	2	Shaun WALLIS	Yamaha R6 (X) - MBC Despatch Racing	5	10:39.611	49.049	1.120	83.55	2:05.468	2	16	3
14	7	E	3	Darren TAYLOR	Kawasaki ZX6R - Watton Auto Centre	5	10:42.128	51.566	2.517	83.22	2:05.732	3	17	3
15	4	U	12	Hayden KILLWORTH	Suzuki GSXR 1000 - GreenPlantUK - H11xy - Helmet City	5	10:42.258	51.696	0.130	83.20	2:04.505	2	11	-4
16	17	U	13	Jordan KILLWORTH	Yamaha R1 4C8 - Greenplant/BK/Rabbit	5	10:45.166	54.604	2.908	82.83	2:05.645	5	25	9
17	20	U	14	Connor SWYER	Suzuki GSXR 1000 K6 - WSC Performance & lleithyr farm & d	5	10:45.274	54.712	0.108	82.81	2:06.198	5	21	4
18	112	U	15	Scott WEST	Suzuki GSXR1000 -	5	10:54.888	1:04.326	9.614	81.60	2:06.759	5	15	-3
19	169	U	16	Cory SMITH	Suzuki K1 1000 -	5	10:57.777	1:07.215	2.889	81.24	2:08.336	5	18	-1
20	373	U	17	Robert EAGLING	Suzuki GSXR1000 -	5	10:58.010	1:07.448	0.233	81.21	2:08.618	5	20	0
21	114	U	18	Richard BATE	Yamaha R1 - TEAM PSR	5	11:16.805	1:26.243	18.795	78.95	2:11.025	5	28	7
22	80	U	19	Mark OVEL	Yamaha R1 - I STULL NEED A SPONSOR	5	11:19.023	1:28.461	2.218	78.70	2:12.008	2	23	1
23	21	U	20	Danny BRENNAN	Susuki GSXR 1000 -	5	11:19.225	1:28.663	0.202	78.67	2:14.551	2	22	-1
24	51	E	4	Paul BEESLEY	Aprilia MILLIE RSV -	5	11:19.812	1:29.250	0.587	78.61	2:13.518	5	26	2
25	37	E	5	Ricky WOODS	Suzuki GSXR 750 - Emma Woods	5	11:21.977	1:31.415	2.165	78.36	2:13.233	2	24	-1
26	89	E	6	Daryl SKINNS	Suzuki GSXR 750 - Indoor Climate Systems UK LTD	5	11:22.238	1:31.676	0.261	78.33	2:13.325	5	27	1

NOT CLASSIFIED

DNF	87	E		Ben DOOLAN	Yamaha R6 - my wallet	1	2:11.787	4 Laps	4 Laps	81.10			6	
-----	----	---	--	------------	-----------------------	---	----------	--------	--------	-------	--	--	---	--

FASTEST LAP

5	U			Kieran SMITH	Suzuki GSXR 1000 K1 -	3	1:56.096			92.06 mph			148.16 kph	
77	E			David MAY	Suzuki GSXR 750 K1 - Orchard cooling/ team Silver Arrows	2	2:04.919			85.56 mph			137.69 kph	

Comments:

Class U - 92.5% of Race Speed = 83.70 mph

Class E - 92.5% of Race Speed = 78.15 mph

Weather / Track : Cloudy / Dry

These results are provisional until the conclusion of any judicial and technical matters.

Date: 31/08/2024 Start: 14:49 Finish: 14:59

Snetterton 300: 2.9689 miles

Clerk Of Course:	Stewards:	Timekeeper:	<i>Craig Smith</i>	
------------------	-----------	-------------	--------------------	--

Results can be found at www.tsl-timing.com

Printed - 15:04 Saturday, 31 August 2024



BMCRC - MRO Championships 2024 - Rnd 6 @ Snetterton 300

BMCRC Thunderbike Ultra & Extreme

RACE 8 - LAP CHART

LAP 1 @ 14:51:18.757			LAP 2 @ 14:53:15.083			LAP 3 @ 14:55:11.179			LAP 4 @ 14:57:07.850			LAP 5 @ 14:59:05.220		
NO	BEHIND	LAP TIME	NO	BEHIND	LAP TIME	NO	BEHIND	LAP TIME	NO	BEHIND	LAP TIME	NO	BEHIND	LAP TIME
99		2:04.099	5		1:56.227	5		1:56.096	5		1:56.671	5		1:57.370
5	0.099	2:04.198	99	2.269	1:58.595	99	3.742	1:57.569	99	4.876	1:57.805	99	5.895	1:58.389
800	0.362	2:04.461	800	2.737	1:58.701	800	5.091	1:58.450	800	8.750	2:00.330	800	13.582	2:02.202
23	4.559	2:08.658	78	10.297	2:01.956	78	16.923	2:02.722	102	22.319	2:00.959	102	25.554	2:00.605
78	4.667	2:08.766	23	12.546	2:04.313	102	18.031	2:01.556	78	22.490	2:02.238	78	26.855	2:01.735
85	5.721	2:09.820	102	12.571	2:02.848	19	20.338	2:03.106	19	25.710	2:02.043	19	31.465	2:03.125
46	6.021	2:10.120	19	13.328	2:03.172	23	21.150	2:04.700	23	27.568	2:03.089	23	32.427	2:02.229
102	6.049	2:10.148	46	13.604	2:03.909	46	21.517	2:04.009	46	28.270	2:03.424	46	33.471	2:02.571
19	6.482	2:10.581	77	15.949	2:04.919	85	23.584	2:03.528	85	29.720	2:02.807	85	35.023	2:02.673
77	7.356	2:11.455	85	16.152	2:06.757	77	24.785	2:04.932	77	33.639	2:05.525	59	39.847	2:03.444
87	7.688	2:11.787	59	17.736	2:04.913	59	25.756	2:04.116	59	33.773	2:04.688	77	41.890	2:05.621
59	9.149	2:13.248	117	18.925	2:05.493	117	28.077	2:05.248	4	36.640	2:05.023	117	47.929	2:07.834
117	9.758	2:13.857	4	19.293	2:04.505	4	28.288	2:05.091	117	37.465	2:06.059	48	49.049	2:06.487
48	10.866	2:14.965	48	20.008	2:05.468	48	29.883	2:05.971	48	39.932	2:06.720	7	51.566	2:06.417
4	11.114	2:15.213	7	23.411	2:08.176	7	33.047	2:05.732	7	42.519	2:06.143	4	51.696	2:12.426
7	11.561	2:15.660	20	23.786	2:08.381	20	35.397	2:07.707	20	45.884	2:07.158	17	54.604	2:05.645
20	11.731	2:15.830	17	25.456	2:07.921	17	36.793	2:07.433	17	46.329	2:06.207	20	54.712	2:06.198
17	13.861	2:17.960	169	29.175	2:09.777	169	42.862	2:09.783	112	54.937	2:06.939	112	1:04.326	2:06.759
21	15.683	2:19.782	373	30.391	2:10.053	373	43.626	2:09.331	373	56.200	2:09.245	169	1:07.215	2:08.336
169	15.724	2:19.823	112	33.520	2:14.029	112	44.669	2:07.245	169	56.249	2:10.058	373	1:07.448	2:08.618
112	15.817	2:19.916	21	33.908	2:14.551	21	52.458	2:14.646	21	1:11.176	2:15.389	114	1:26.243	2:11.025
373	16.664	2:20.763	37	34.562	2:13.233	37	53.280	2:14.814	80	1:12.324	2:15.592	80	1:28.461	2:13.507
51	17.304	2:21.403	51	34.723	2:13.745	80	53.403	2:14.482	114	1:12.588	2:14.037	21	1:28.663	2:14.857
37	17.655	2:21.754	80	35.017	2:12.008	51	53.462	2:14.835	51	1:13.102	2:16.311	51	1:29.250	2:13.518
80	19.335	2:23.434	89	38.932	2:14.630	114	55.222	2:11.575	37	1:13.263	2:16.654	37	1:31.415	2:15.522
89	20.628	2:24.727	114	39.743	2:11.733	89	58.262	2:15.426	89	1:15.721	2:14.130	89	1:31.676	2:13.325
114	24.336	2:28.435												

BMCRC - MRO Championships 2024 - Rnd 6 @ Snetterton 300

BMCRC Thunderbike Ultra & Extreme

RACE 8 - POSITION CHART

No	Name	Lap Pos	Lap				
			1	2	3	4	5
5	SMITH	1	99	5	5	5	5
99	BUTTERWORTH	2	5	99	99	99	99
800	CREASEY	3	800	800	800	800	800
78	THOMAS	4	23	78	78	102	102
102	FEARN	5	78	23	102	78	78
87	DOOLAN	6	85	102	19	19	19
19	DONOVAN	7	46	19	23	23	23
46	GATES	8	102	46	46	46	46
23	ROSE	9	19	77	85	85	85
85	WOOD	10	77	85	77	77	59
4	KILLWORTH	11	87	59	59	59	77
59	DENYER	12	59	117	117	4	117
77	MAY	13	117	4	4	117	48
117	STAGG	14	48	48	48	48	7
112	WEST	15	4	7	7	7	4
48	WALLIS	16	7	20	20	20	17
7	TAYLOR	17	20	17	17	17	20
169	SMITH	18	17	169	169	112	112
373	EAGLING	19	21	373	373	373	169
20	SWYER	20	169	112	112	169	373
21	BRENNAN	21	112	21	21	21	114
80	OVEL	22	373	37	37	80	80
37	WOODS	23	51	51	80	114	21
17	KILLWORTH	24	37	80	51	51	51
51	BEESELEY	25	80	89	114	37	37
89	SKINNS	26	89	114	89	89	89
114	BATE	27	114				

BMCRC - MRO Championships 2024 - Rnd 6 @ Snetterton 300

BMCRC Thunderbike Ultra & Extreme

RACE 8 - SECTOR ANALYSIS



SECTOR 1 = FL to I1, SECTOR 2 = I1 to FL, DIFF = Difference To Personal Best Lap, P = Crossed Finish Line in Pit Lane, D = Time Disallowed

P1		5 U		Kieran SMITH		Suzuki GSXR 1000 K1 -	
IDEAL LAP TIME : 1:56.033		BEST LAP TIME : 1:56.096		DIFFERENCE : 0.063			
LAP	SECTOR 1	SECTOR 2	LAP TIME	MPH	DIFF	TIME OF DAY	
1 -		39.004	2:04.198	86.05	8.102	14:51:18.856	
2 -	1:17.634	38.593	1:56.227 (2)	91.95	0.131	14:53:15.083	
3 -	1:17.697	38.399	1:56.096 (1)	92.06		14:55:11.179	
4 -	1:17.904	38.767	1:56.671 (3)	91.60	0.575	14:57:07.850	
5 -	1:17.758	39.612	1:57.370	91.06	1.274	14:59:05.220	

P2		99 U		Steven BUTTERWORTH		Yamaha R1 -	
IDEAL LAP TIME : 1:57.569		BEST LAP TIME : 1:57.569		DIFFERENCE : 0.000			
LAP	SECTOR 1	SECTOR 2	LAP TIME	MPH	DIFF	TIME OF DAY	
1 -		39.059	2:04.099	86.12	6.530	14:51:18.757	
2 -	1:19.731	38.864	1:58.595	90.12	1.026	14:53:17.352	
3 -	1:18.899	38.670	1:57.569 (1)	90.90		14:55:14.921	
4 -	1:18.935	38.870	1:57.805 (2)	90.72	0.236	14:57:12.726	
5 -	1:19.496	38.893	1:58.389 (3)	90.27	0.820	14:59:11.115	

P3		800 U		Morgan CREASEY		Suzuki GSXR 1000 K7 - Warics Ltd	
IDEAL LAP TIME : 1:58.450		BEST LAP TIME : 1:58.450		DIFFERENCE : 0.000			
LAP	SECTOR 1	SECTOR 2	LAP TIME	MPH	DIFF	TIME OF DAY	
1 -		39.302	2:04.461	85.87	6.011	14:51:19.119	
2 -	1:19.276	39.425	1:58.701 (2)	90.04	0.251	14:53:17.820	
3 -	1:19.254	39.196	1:58.450 (1)	90.23		14:55:16.270	
4 -	1:20.161	40.169	2:00.330 (3)	88.82	1.880	14:57:16.600	
5 -	1:21.717	40.485	2:02.202	87.46	3.752	14:59:18.802	

P4		102 U		James FEARN		Suzuki GSXR1000 - Greenplant satellite team	
IDEAL LAP TIME : 2:00.357		BEST LAP TIME : 2:00.605		DIFFERENCE : 0.248			
LAP	SECTOR 1	SECTOR 2	LAP TIME	MPH	DIFF	TIME OF DAY	
1 -		40.748	2:10.148	82.12	9.543	14:51:24.806	
2 -	1:21.727	41.121	2:02.848	87.00	2.243	14:53:27.654	
3 -	1:21.547	40.009	2:01.556 (3)	87.92	0.951	14:55:29.210	
4 -	1:20.384	40.575	2:00.959 (2)	88.36	0.354	14:57:30.169	
5 -	1:20.632	39.973	2:00.605 (1)	88.62		14:59:30.774	

P5		78 U		Jamie THOMAS		Suzuki GSXR 1000 - Team RubyRacing	
IDEAL LAP TIME : 2:01.735		BEST LAP TIME : 2:01.735		DIFFERENCE : 0.000			
LAP	SECTOR 1	SECTOR 2	LAP TIME	MPH	DIFF	TIME OF DAY	
1 -		40.696	2:08.766	83.00	7.031	14:51:23.424	
2 -	1:21.364	40.592	2:01.956 (2)	87.63	0.221	14:53:25.380	
3 -	1:22.080	40.642	2:02.722	87.09	0.987	14:55:28.102	
4 -	1:21.587	40.651	2:02.238 (3)	87.43	0.503	14:57:30.340	
5 -	1:21.200	40.535	2:01.735 (1)	87.79		14:59:32.075	

P6		19 U		Tyler DONOVAN		Kawasaki ZX10R - Tinder Corp	
IDEAL LAP TIME : 2:02.043		BEST LAP TIME : 2:02.043		DIFFERENCE : 0.000			
LAP	SECTOR 1	SECTOR 2	LAP TIME	MPH	DIFF	TIME OF DAY	
1 -		40.937	2:10.581	81.84	8.538	14:51:25.239	
2 -	1:22.417	40.755	2:03.172	86.77	1.129	14:53:28.411	
3 -	1:22.109	40.997	2:03.106 (2)	86.82	1.063	14:55:31.517	
4 -	1:21.537	40.506	2:02.043 (1)	87.57		14:57:33.560	
5 -	1:22.182	40.943	2:03.125 (3)	86.80	1.082	14:59:36.685	

BMCRC - MRO Championships 2024 - Rnd 6 @ Snetterton 300

BMCRC Thunderbike Ultra & Extreme

RACE 8 - SECTOR ANALYSIS



SECTOR 1 = FL to I1, SECTOR 2 = I1 to FL, DIFF = Difference To Personal Best Lap, P = Crossed Finish Line in Pit Lane, D = Time Disallowed

P7 23 U Justin ROSE		Yamaha R1 - J. Rose roofing services				
IDEAL LAP TIME : 2:02.229		BEST LAP TIME : 2:02.229		DIFFERENCE : 0.000		
LAP	SECTOR 1	SECTOR 2	LAP TIME	MPH	DIFF	TIME OF DAY
1 -		41.634	2:08.658	83.07	6.429	14:51:23.316
2 -	1:23.005	41.308	2:04.313 (3)	85.97	2.084	14:53:27.629
3 -	1:23.428	41.272	2:04.700	85.71	2.471	14:55:32.329
4 -	1:21.914	41.175	2:03.089 (2)	86.83	0.860	14:57:35.418
5 -	1:21.558	40.671	2:02.229 (1)	87.44		14:59:37.647

P8 46 U Simon GATES		Yamaha YZF R1 - T.A Roden LTD / Canine Plus Hydro				
IDEAL LAP TIME : 2:02.326		BEST LAP TIME : 2:02.571		DIFFERENCE : 0.245		
LAP	SECTOR 1	SECTOR 2	LAP TIME	MPH	DIFF	TIME OF DAY
1 -		40.814	2:10.120	82.13	7.549	14:51:24.778
2 -	1:22.396	41.513	2:03.909 (3)	86.25	1.338	14:53:28.687
3 -	1:22.515	41.494	2:04.009	86.18	1.438	14:55:32.696
4 -	1:21.855	41.569	2:03.424 (2)	86.59	0.853	14:57:36.120
5 -	1:21.512	41.059	2:02.571 (1)	87.19		14:59:38.691

P9 85 U Clinton WOOD		Suzuki GSXR1000 - CLINTON WOOD				
IDEAL LAP TIME : 2:02.505		BEST LAP TIME : 2:02.673		DIFFERENCE : 0.168		
LAP	SECTOR 1	SECTOR 2	LAP TIME	MPH	DIFF	TIME OF DAY
1 -		41.228	2:09.820	82.32	7.147	14:51:24.478
2 -	1:25.100	41.657	2:06.757	84.31	4.084	14:53:31.235
3 -	1:22.440	41.088	2:03.528 (3)	86.52	0.855	14:55:34.763
4 -	1:21.905	40.902	2:02.807 (2)	87.03	0.134	14:57:37.570
5 -	1:21.603	41.070	2:02.673 (1)	87.12		14:59:40.243

P10 59 U Andrew DENYER		Triumph 675 - me				
IDEAL LAP TIME : 2:03.119		BEST LAP TIME : 2:03.444		DIFFERENCE : 0.325		
LAP	SECTOR 1	SECTOR 2	LAP TIME	MPH	DIFF	TIME OF DAY
1 -		41.239	2:13.248	80.21	9.804	14:51:27.906
2 -	1:23.230	41.683	2:04.913	85.56	1.469	14:53:32.819
3 -	1:23.195	40.921	2:04.116 (2)	86.11	0.672	14:55:36.935
4 -	1:23.093	41.595	2:04.688 (3)	85.71	1.244	14:57:41.623
5 -	1:22.198	41.246	2:03.444 (1)	86.58		14:59:45.067

P11 77 E David MAY		Suzuki GSXR 750 K1 - Orchard cooling/ team Silver Arrows				
IDEAL LAP TIME : 2:03.929		BEST LAP TIME : 2:04.919		DIFFERENCE : 0.990		
LAP	SECTOR 1	SECTOR 2	LAP TIME	MPH	DIFF	TIME OF DAY
1 -		40.564	2:11.455	81.30	6.536	14:51:26.113
2 -	1:23.365	41.554	2:04.919 (1)	85.56		14:53:31.032
3 -	1:23.857	41.075	2:04.932 (2)	85.55	0.013	14:55:35.964
4 -	1:23.785	41.740	2:05.525 (3)	85.14	0.606	14:57:41.489
5 -	1:23.696	41.925	2:05.621	85.08	0.702	14:59:47.110

P12 117 U Raymond STAGG		Suzuki GSXR 750 -				
IDEAL LAP TIME : 2:04.896		BEST LAP TIME : 2:05.248		DIFFERENCE : 0.352		
LAP	SECTOR 1	SECTOR 2	LAP TIME	MPH	DIFF	TIME OF DAY
1 -		41.977	2:13.857	79.84	8.609	14:51:28.515
2 -	1:23.469	42.024	2:05.493 (2)	85.16	0.245	14:53:34.008
3 -	1:23.164	42.084	2:05.248 (1)	85.33		14:55:39.256
4 -	1:22.919	43.140	2:06.059 (3)	84.78	0.811	14:57:45.315
5 -	1:24.981	42.853	2:07.834	83.60	2.586	14:59:53.149

BMCRC - MRO Championships 2024 - Rnd 6 @ Snetterton 300

BMCRC Thunderbike Ultra & Extreme

RACE 8 - SECTOR ANALYSIS



SECTOR 1 = FL to I1, SECTOR 2 = I1 to FL, DIFF = Difference To Personal Best Lap, P = Crossed Finish Line in Pit Lane, D = Time Disallowed

P13 48 E		Shaun WALLIS		Yamaha R6 (X) - MBC Despatch Racing			
IDEAL LAP TIME : 2:05.464		BEST LAP TIME : 2:05.468		DIFFERENCE : 0.004			
LAP	SECTOR 1	SECTOR 2	LAP TIME	MPH	DIFF	TIME OF DAY	
1 -		42.892	2:14.965	79.19	9.497	14:51:29.623	
2 -	1:23.280	42.188	2:05.468 (1)	85.18		14:53:35.091	
3 -	1:23.737	42.234	2:05.971 (2)	84.84	0.503	14:55:41.062	
4 -	1:24.191	42.529	2:06.720	84.34	1.252	14:57:47.782	
5 -	1:24.303	42.184	2:06.487 (3)	84.49	1.019	14:59:54.269	

P14 7 E		Darren TAYLOR		Kawasaki ZX6R - Watton Auto Centre			
IDEAL LAP TIME : 2:05.707		BEST LAP TIME : 2:05.732		DIFFERENCE : 0.025			
LAP	SECTOR 1	SECTOR 2	LAP TIME	MPH	DIFF	TIME OF DAY	
1 -		42.283	2:15.660	78.78	9.928	14:51:30.318	
2 -	1:25.625	42.551	2:08.176	83.38	2.444	14:53:38.494	
3 -	1:24.272	41.460	2:05.732 (1)	85.00		14:55:44.226	
4 -	1:24.247	41.896	2:06.143 (2)	84.72	0.411	14:57:50.369	
5 -	1:24.625	41.792	2:06.417 (3)	84.54	0.685	14:59:56.786	

P15 4 U		Hayden KILLWORTH		Suzuki GSXR 1000 - GreenPlantUK - H11xy - Helmet City			
IDEAL LAP TIME : 2:04.492		BEST LAP TIME : 2:04.505		DIFFERENCE : 0.013			
LAP	SECTOR 1	SECTOR 2	LAP TIME	MPH	DIFF	TIME OF DAY	
1 -		42.832	2:15.213	79.04	10.708	14:51:29.871	
2 -	1:22.754	41.751	2:04.505 (1)	85.84		14:53:34.376	
3 -	1:23.187	41.904	2:05.091 (3)	85.44	0.586	14:55:39.467	
4 -	1:23.285	41.738	2:05.023 (2)	85.48	0.518	14:57:44.490	
5 -	1:30.270	42.156	2:12.426	80.70	7.921	14:59:56.916	

P16 17 U		Jordan KILLWORTH		Yamaha R1 4C8 - Greenplant/BK/Rabbit			
IDEAL LAP TIME : 2:05.546		BEST LAP TIME : 2:05.645		DIFFERENCE : 0.099			
LAP	SECTOR 1	SECTOR 2	LAP TIME	MPH	DIFF	TIME OF DAY	
1 -		42.318	2:17.960	77.47	12.315	14:51:32.618	
2 -	1:25.678	42.243	2:07.921	83.55	2.276	14:53:40.539	
3 -	1:25.417	42.016	2:07.433 (3)	83.87	1.788	14:55:47.972	
4 -	1:24.355	41.852	2:06.207 (2)	84.68	0.562	14:57:54.179	
5 -	1:23.694	41.951	2:05.645 (1)	85.06		14:59:59.824	

P17 20 U		Connor SWYER		Suzuki GSXR 1000 K6 - WSC Performace & lleithyr farm & dad			
IDEAL LAP TIME : 2:06.198		BEST LAP TIME : 2:06.198		DIFFERENCE : 0.000			
LAP	SECTOR 1	SECTOR 2	LAP TIME	MPH	DIFF	TIME OF DAY	
1 -		42.584	2:15.830	78.68	9.632	14:51:30.488	
2 -	1:24.783	43.598	2:08.381	83.25	2.183	14:53:38.869	
3 -	1:24.961	42.746	2:07.707 (3)	83.69	1.509	14:55:46.576	
4 -	1:24.695	42.463	2:07.158 (2)	84.05	0.960	14:57:53.734	
5 -	1:24.000	42.198	2:06.198 (1)	84.69		14:59:59.932	

P18 112 U		Scott WEST		Suzuki GSXR1000 -			
IDEAL LAP TIME : 2:06.592		BEST LAP TIME : 2:06.759		DIFFERENCE : 0.167			
LAP	SECTOR 1	SECTOR 2	LAP TIME	MPH	DIFF	TIME OF DAY	
1 -		43.598	2:19.916	76.38	13.157	14:51:34.574	
2 -	1:26.240	47.789	2:14.029	79.74	7.270	14:53:48.603	
3 -	1:24.910	42.335	2:07.245 (3)	83.99	0.486	14:55:55.848	
4 -	1:24.868	42.071	2:06.939 (2)	84.19	0.180	14:58:02.787	
5 -	1:24.521	42.238	2:06.759 (1)	84.31		15:00:09.546	

BMCRC - MRO Championships 2024 - Rnd 6 @ Snetterton 300

BMCRC Thunderbike Ultra & Extreme

RACE 8 - SECTOR ANALYSIS



SECTOR 1 = FL to I1, SECTOR 2 = I1 to FL, DIFF = Difference To Personal Best Lap, P = Crossed Finish Line in Pit Lane, D = Time Disallowed

P19 169 U		Cory SMITH		Suzuki K1 1000 -		
IDEAL LAP TIME : 2:08.336		BEST LAP TIME : 2:08.336		DIFFERENCE : 0.000		
LAP	SECTOR 1	SECTOR 2	LAP TIME	MPH	DIFF	TIME OF DAY
1 -		43.646	2:19.823	76.43	11.487	14:51:34.481
2 -	1:26.809	42.968	2:09.777 (2)	82.35	1.441	14:53:44.258
3 -	1:26.232	43.551	2:09.783 (3)	82.35	1.447	14:55:54.041
4 -	1:26.934	43.124	2:10.058	82.17	1.722	14:58:04.099
5 -	1:25.466	42.870	2:08.336 (1)	83.28		15:00:12.435

P20 373 U		Robert EAGLING		Suzuki GSXR1000 -		
IDEAL LAP TIME : 2:08.618		BEST LAP TIME : 2:08.618		DIFFERENCE : 0.000		
LAP	SECTOR 1	SECTOR 2	LAP TIME	MPH	DIFF	TIME OF DAY
1 -		44.153	2:20.763	75.92	12.145	14:51:35.421
2 -	1:27.167	42.886	2:10.053	82.18	1.435	14:53:45.474
3 -	1:26.360	42.971	2:09.331 (3)	82.64	0.713	14:55:54.805
4 -	1:26.152	43.093	2:09.245 (2)	82.69	0.627	14:58:04.050
5 -	1:25.769	42.849	2:08.618 (1)	83.09		15:00:12.668

P21 114 U		Richard BATE		Yamaha R1 - TEAM PSR		
IDEAL LAP TIME : 2:11.025		BEST LAP TIME : 2:11.025		DIFFERENCE : 0.000		
LAP	SECTOR 1	SECTOR 2	LAP TIME	MPH	DIFF	TIME OF DAY
1 -		50.741	2:28.435	72.00	17.410	14:51:43.093
2 -	1:27.792	43.941	2:11.733 (3)	81.13	0.708	14:53:54.826
3 -	1:27.675	43.900	2:11.575 (2)	81.23	0.550	14:56:06.401
4 -	1:28.884	45.153	2:14.037	79.73	3.012	14:58:20.438
5 -	1:27.233	43.792	2:11.025 (1)	81.57		15:00:31.463

P22 80 U		Mark OVEL		Yamaha R1 - I STULL NEED A SPONSOR		
IDEAL LAP TIME : 2:12.008		BEST LAP TIME : 2:12.008		DIFFERENCE : 0.000		
LAP	SECTOR 1	SECTOR 2	LAP TIME	MPH	DIFF	TIME OF DAY
1 -		44.982	2:23.434	74.51	11.426	14:51:38.092
2 -	1:28.507	43.501	2:12.008 (1)	80.96		14:53:50.100
3 -	1:29.888	44.594	2:14.482 (3)	79.47	2.474	14:56:04.582
4 -	1:29.537	46.055	2:15.592	78.82	3.584	14:58:20.174
5 -	1:29.728	43.779	2:13.507 (2)	80.05	1.499	15:00:33.681

P23 21 U		Danny BRENNAN		Susuki GSXR 1000 -		
IDEAL LAP TIME : 2:13.538		BEST LAP TIME : 2:14.551		DIFFERENCE : 1.013		
LAP	SECTOR 1	SECTOR 2	LAP TIME	MPH	DIFF	TIME OF DAY
1 -		43.857	2:19.782	76.46	5.231	14:51:34.440
2 -	1:29.681	44.870	2:14.551 (1)	79.43		14:53:48.991
3 -	1:29.895	44.751	2:14.646 (2)	79.37	0.095	14:56:03.637
4 -	1:30.326	45.063	2:15.389	78.94	0.838	14:58:19.026
5 -	1:30.390	44.467	2:14.857 (3)	79.25	0.306	15:00:33.883

P24 51 E		Paul BEESLEY		Aprilia MILLIE RSV -		
IDEAL LAP TIME : 2:12.662		BEST LAP TIME : 2:13.518		DIFFERENCE : 0.856		
LAP	SECTOR 1	SECTOR 2	LAP TIME	MPH	DIFF	TIME OF DAY
1 -		44.286	2:21.403	75.58	7.885	14:51:36.061
2 -	1:28.868	44.877	2:13.745 (2)	79.91	0.227	14:53:49.806
3 -	1:29.811	45.024	2:14.835 (3)	79.26	1.317	14:56:04.641
4 -	1:30.217	46.094	2:16.311	78.40	2.793	14:58:20.952
5 -	1:29.724	43.794	2:13.518 (1)	80.04		15:00:34.470

BMCRC - MRO Championships 2024 - Rnd 6 @ Snetterton 300

BMCRC Thunderbike Ultra & Extreme

RACE 8 - SECTOR ANALYSIS



SECTOR 1 = FL to I1, SECTOR 2 = I1 to FL, DIFF = Difference To Personal Best Lap, P = Crossed Finish Line in Pit Lane, D = Time Disallowed

P25 37 E		Ricky WOODS		Suzuki GSXR 750 - Emma Woods			
IDEAL LAP TIME : 2:12.956		BEST LAP TIME : 2:13.233		DIFFERENCE : 0.277			
LAP	SECTOR 1	SECTOR 2	LAP TIME	MPH	DIFF	TIME OF DAY	
1 -		44.188	2:21.754	75.39	8.521	14:51:36.412	
2 -	1:28.768	44.465	2:13.233 (1)	80.22		14:53:49.645	
3 -	1:29.832	44.982	2:14.814 (2)	79.28	1.581	14:56:04.459	
4 -	1:31.369	45.285	2:16.654	78.21	3.421	14:58:21.113	
5 -	1:30.087	45.435	2:15.522 (3)	78.86	2.289	15:00:36.635	

P26 89 E		Daryl SKINNS		Suzuki GSXR 750 - Indoor Climate Systems UK LTD			
IDEAL LAP TIME : 2:13.325		BEST LAP TIME : 2:13.325		DIFFERENCE : 0.000			
LAP	SECTOR 1	SECTOR 2	LAP TIME	MPH	DIFF	TIME OF DAY	
1 -		45.011	2:24.727	73.84	11.402	14:51:39.385	
2 -	1:29.621	45.009	2:14.630 (3)	79.38	1.305	14:53:54.015	
3 -	1:30.237	45.189	2:15.426	78.92	2.101	14:56:09.441	
4 -	1:29.585	44.545	2:14.130 (2)	79.68	0.805	14:58:23.571	
5 -	1:29.017	44.308	2:13.325 (1)	80.16		15:00:36.896	

P27 87 E		Ben DOOLAN		Yamaha R6 - my wallet			
IDEAL LAP TIME :		BEST LAP TIME :		DIFFERENCE :			
LAP	SECTOR 1	SECTOR 2	LAP TIME	MPH	DIFF	TIME OF DAY	
1 -		40.521	2:11.787	81.10		14:51:26.445	

BMCRC - MRO Championships 2024 - Rnd 6 @ Snetterton 300

BMCRC Thunderbike Ultra & Extreme

RACE 8 - BEST SECTORS

SECTOR 1			SECTOR 2			IDEAL / BEST COMPARISON						
POS	NO	NAME	TIME	NO	NAME	TIME	POS	NO	NAME	IDEAL	BEST	DIFF
									PERFECT LAP	1:56.033		
1	5	SMITH	1:17.634	5	SMITH	38.399	1	5	SMITH	1:56.033	1:56.096	0.063
2	99	BUTTERWORTH	1:18.899	99	BUTTERWORTH	38.670	2	99	BUTTERWORTH	1:57.569	1:57.569	0.000
3	800	CREASEY	1:19.254	800	CREASEY	39.196	3	800	CREASEY	1:58.450	1:58.450	0.000
4	102	FEARN	1:20.384	102	FEARN	39.973	4	102	FEARN	2:00.357	2:00.605	0.248
5	78	THOMAS	1:21.200	19	DONOVAN	40.506	5	78	THOMAS	2:01.735	2:01.735	0.000
6	46	GATES	1:21.512	87	DOOLAN	40.521	6	19	DONOVAN	2:02.043	2:02.043	0.000
7	19	DONOVAN	1:21.537	78	THOMAS	40.535	7	23	ROSE	2:02.229	2:02.229	0.000
8	23	ROSE	1:21.558	77	MAY	40.564	8	46	GATES	2:02.326	2:02.571	0.245
9	85	WOOD	1:21.603	23	ROSE	40.671	9	85	WOOD	2:02.505	2:02.673	0.168
10	59	DENYER	1:22.198	46	GATES	40.814	10	59	DENYER	2:03.119	2:03.444	0.325
11	4	KILLWORTH	1:22.754	85	WOOD	40.902	11	77	MAY	2:03.929	2:04.919	0.990
12	117	STAGG	1:22.919	59	DENYER	40.921	12	4	KILLWORTH	2:04.492	2:04.505	0.013
13	48	WALLIS	1:23.280	7	TAYLOR	41.460	13	117	STAGG	2:04.896	2:05.248	0.352
14	77	MAY	1:23.365	4	KILLWORTH	41.738	14	48	WALLIS	2:05.464	2:05.468	0.004
15	17	KILLWORTH	1:23.694	17	KILLWORTH	41.852	15	17	KILLWORTH	2:05.546	2:05.645	0.099
16	20	SWYER	1:24.000	117	STAGG	41.977	16	7	TAYLOR	2:05.707	2:05.732	0.025
17	7	TAYLOR	1:24.247	112	WEST	42.071	17	20	SWYER	2:06.198	2:06.198	0.000
18	112	WEST	1:24.521	48	WALLIS	42.184	18	112	WEST	2:06.592	2:06.759	0.167
19	169	SMITH	1:25.466	20	SWYER	42.198	19	169	SMITH	2:08.336	2:08.336	0.000
20	373	EAGLING	1:25.769	373	EAGLING	42.849	20	373	EAGLING	2:08.618	2:08.618	0.000
21	114	BATE	1:27.233	169	SMITH	42.870	21	114	BATE	2:11.025	2:11.025	0.000
22	80	OVEL	1:28.507	80	OVEL	43.501	22	80	OVEL	2:12.008	2:12.008	0.000
23	37	WOODS	1:28.768	114	BATE	43.792	23	51	BEESLEY	2:12.662	2:13.518	0.856
24	51	BEESLEY	1:28.868	51	BEESLEY	43.794	24	37	WOODS	2:12.956	2:13.233	0.277
25	89	SKINNS	1:29.017	21	BRENNAN	43.857	25	89	SKINNS	2:13.325	2:13.325	0.000
26	21	BRENNAN	1:29.681	37	WOODS	44.188	26	21	BRENNAN	2:13.538	2:14.551	1.013
27				89	SKINNS	44.308	27	87	DOOLAN			

BMCRC - MRO Championships 2024 - Rnd 6 @ Snetterton 300

BMCRC Thunderbike Ultra & Extreme

RACE 8 - STATISTICS

Competitors Started 27
Planned Start 2024-08-31 @ 14:40:00.000
Actual Start 2024-08-31 @ 14:49:14.657
Finish Time 2024-08-31 @ 14:59:05.219
Track Length 2.9689mi.
Total Laps 131
Total Distance Covered 388.9274mi.

Session Fastest Lap History

NO	CL	NAME	LAP TIME	TIME OF DAY	LAP	VEHICLE
5	U	Kieran SMITH	1:56.227	14:53:15.100	2	Suzuki GSXR 1000 K1
5	U	Kieran SMITH	1:56.096	14:55:11.196	3	Suzuki GSXR 1000 K1

Session Leader History

NO	CL	NAME	FROM LAP	LAPS LED	DISTANCE	VEHICLE
99	U	Steven BUTTERWORTH	1	1	2.96 miles	Yamaha R1
5	U	Kieran SMITH	2	4	11.87 miles	Suzuki GSXR 1000 K1

Flag History

TYPE	TIME OF DAY
GREEN	14:49:14.657
FINISH	14:59:05.219

Flag Statistics

TYPE	COUNT	TOTAL LAPS	TOTAL TIME
Green	1	5	11:27.356
Red	0	0	0.000
Safety Car	0	0	0.000
FCY	0	0	0.000

BMCRC - MRO Championships 2024 - Rnd 6 @ Snetterton 300

BMCRC Thunderbike Ultra & Extreme

RACE 8 - STATISTICS

CLASS : E

7 Starters

Fastest Lap History

NO	NAME	LAP TIME	TIME OF DAY	LAP	VEHICLE
77	David MAY	2:04.919	14:53:31.034	2	Suzuki GSXR 750 K1

Leader History

NO	NAME	FROM LAP	LAPS LED	DISTANCE	VEHICLE
77	David MAY	1	5	14.84 miles	Suzuki GSXR 750 K1

BMCRC - MRO Championships 2024 - Rnd 6 @ Snetterton 300

BMCRC Thunderbike Ultra & Extreme

RACE 8 - STATISTICS

CLASS : U

20 Starters

Fastest Lap History

NO	NAME	LAP TIME	TIME OF DAY	LAP	VEHICLE
5	Kieran SMITH	1:56.227	14:53:15.100	2	Suzuki GSXR 1000 K1
5	Kieran SMITH	1:56.096	14:55:11.196	3	Suzuki GSXR 1000 K1

Leader History

NO	NAME	FROM LAP	LAPS LED	DISTANCE	VEHICLE
99	Steven BUTTERWORTH	1	1	2.96 miles	Yamaha R1
5	Kieran SMITH	2	4	11.87 miles	Suzuki GSXR 1000 K1



BMCRC - MRO Championships 2024 - Rnd 6 @ Snetterton 300

BMCRC Thunderbike Ultra & Extreme

RACE 16 - GRID (5 Laps)

ROW 10				28	54	Andrew SAUNDERS				
ROW 9		27	21	Danny BRENNAN	26	51	Paul BEESLEY	25	89	Daryl SKINNS
ROW 8		24	37	Ricky WOODS	23	80	Mark OVEL	22	114	Richard BATE
ROW 7		21	373	Robert EAGLING	20	169	Cory SMITH	19	112	Scott WEST
ROW 6		18	20	Connor SWYER	17	7	Darren TAYLOR	16	17	Jordan KILLWORTH
ROW 5		15	48	Shaun WALLIS	14	117	Raymond STAGG	13	77	David MAY
ROW 4		12	87	Ben DOOLAN	11	4	Hayden KILLWORTH	10	59	Andrew DENYER
ROW 3		9	85	Clinton WOOD	8	46	Simon GATES	7	23	Justin ROSE
ROW 2		6	19	Tyler DONOVAN	5	78	Jamie THOMAS	4	102	James FEARN
ROW 1		3	800	Morgan CREASEY	2	99	Steven BUTTERWORTH	1	5	Kieran SMITH
										Pole

These results are provisional until the conclusion of any judicial and technical matters.

Snetterton 300: 2.9689 miles

Clerk Of Course:	Stewards:	Timekeeper:	<i>Craig Smith</i>	
------------------	-----------	-------------	--------------------	--

Results can be found at www.tsl-timing.com

Printed - 15:06 Saturday, 31 August 2024





BMCRC - MRO Championships 2024 - Rnd 6 @ Snetterton 300

BMCRC Thunderbike Ultra & Extreme

RACE 16 - CLASSIFICATION

Race Distance: 5 Laps / 14.84 miles

POS	NO	CL	PIC	NAME	ENTRY	LAPS	TIME	GAP	DIFF	MPH	BEST	ON	GRD	↑↓
1	99	U	1	Steven BUTTERWORTH	Yamaha R1 -	5	9:47.845			90.90	1:55.755	5	2	1
2	5	U	2	Kieran SMITH	Suzuki GSXR 1000 K1 -	5	9:53.145	5.300	5.300	90.09	1:55.744	3	1	-1
3	800	U	3	Morgan CREASEY	Suzuki GSXR 1000 K7 - Warics Ltd	5	9:54.284	6.439	1.139	89.92	1:57.224	5	3	0
4	102	U	4	James FEARN	Suzuki GSXR1000 - Greenplant satellite team	5	10:11.026	23.181	16.742	87.46	2:00.601	5	4	0
5	78	U	5	Jamie THOMAS	Suzuki GSXR 1000 - Team RubyRacing	5	10:17.894	30.049	6.868	86.48	1:59.803	2	5	0
6	19	U	6	Tyler DONOVAN	Kawasaki ZX10R - Tinder Corp	5	10:18.272	30.427	0.378	86.43	2:02.418	4	6	0
7	85	U	7	Clinton WOOD	Suzuki GSXR1000 - CLINTON WOOD	5	10:22.039	34.194	3.767	85.91	2:02.216	4	9	2
8	23	U	8	Justin ROSE	Yamaha R1 - J. Rose roofing services	5	10:23.130	35.285	1.091	85.76	2:01.888	5	7	-1
9	46	U	9	Simon GATES	Yamaha YZF R1 - T.A Roden LTD / Canine Plus Hydro	5	10:23.877	36.032	0.747	85.65	2:02.104	5	8	-1
10	59	U	10	Andrew DENYER	Triumph 675 - me	5	10:28.630	40.785	4.753	85.01	2:03.834	4	10	0
11	17	U	11	Jordan KILLWORTH	Yamaha R1 4C8 - Greenplant/BK/Rabbit	5	10:36.354	48.509	7.724	83.97	2:04.857	4	16	5
12	77	E	1	David MAY	Suzuki GSXR 750 K1 - Orchard cooling/ team Silver Arrows	5	10:37.470	49.625	1.116	83.83	2:05.614	2	13	1
13	117	U	12	Raymond STAGG	Suzuki GSXR 750 -	5	10:37.766	49.921	0.296	83.79	2:05.052	4	14	1
14	48	E	2	Shaun WALLIS	Yamaha R6 (X) - MBC Despatch Racing	5	10:44.336	56.491	6.570	82.93	2:06.750	3	15	1
15	20	U	13	Connor SWYER	Suzuki GSXR 1000 K6 - WSC Performance & lleithyr farm & d	5	10:45.657	57.812	1.321	82.76	2:06.197	3	18	3
16	7	E	3	Darren TAYLOR	Kawasaki ZX6R - Watton Auto Centre	5	10:46.643	58.798	0.986	82.64	2:06.117	5	17	1
17	169	U	14	Cory SMITH	Suzuki K1 1000 -	5	10:46.987	59.142	0.344	82.59	2:07.067	3	20	3
18	112	U	15	Scott WEST	Suzuki GSXR1000 -	5	10:47.454	59.609	0.467	82.53	2:07.332	4	19	1
19	373	U	16	Robert EAGLING	Suzuki GSXR1000 -	5	10:56.215	1:08.370	8.761	81.43	2:07.411	5	21	2
20	114	U	17	Richard BATE	Yamaha R1 - TEAM PSR	5	11:04.576	1:16.731	8.361	80.41	2:10.661	5	22	2
21	21	U	18	Danny BRENNAN	Suzuki GSXR 1000 -	5	11:04.770	1:16.925	0.194	80.38	2:10.551	2	27	6
22	51	E	4	Paul BEESLEY	Aprilia MILLIE RSV -	5	11:07.923	1:20.078	3.153	80.00	2:10.678	2	26	4
23	80	U	19	Mark OVEL	Yamaha R1 - I STULL NEED A SPONSOR	5	11:15.819	1:27.974	7.896	79.07	2:12.405	5	23	0
24	89	E	5	Daryl SKINNS	Suzuki GSXR 750 - Indoor Climate Systems UK LTD	5	11:24.777	1:36.932	8.958	78.04	2:13.960	5	25	1

NOT CLASSIFIED

DNF	4	U		Hayden KILLWORTH	Suzuki GSXR 1000 - GreenPlantUK - H11xy - Helmet City	2	4:24.400	3 Laps	3 Laps	80.84	2:10.992	2	11	
DNF	37	E		Ricky WOODS	Suzuki GSXR 750 - Emma Woods	1	2:24.474	4 Laps	1 Lap	73.97				24

FASTEST LAP

5	U			Kieran SMITH	Suzuki GSXR 1000 K1 -	3	1:55.744			92.34 mph			148.61 kph	
77	E			David MAY	Suzuki GSXR 750 K1 - Orchard cooling/ team Silver Arrows	2	2:05.614			85.08 mph			136.93 kph	

Comments:

Class U - 92.5% of Race Speed = 84.08 mph

Class E - 92.5% of Race Speed = 77.54 mph

Weather / Track : Cloudy / Dry

Date: 31/08/2024 Start: 17:27 Finish: 17:37

These results are provisional until the conclusion of any judicial and technical matters.

Snetterton 300: 2.9689 miles

Clerk Of Course:	Stewards:	Timekeeper:	<i>Craig Smith</i>	
------------------	-----------	-------------	--------------------	--

Results can be found at www.tsl-timing.com

Printed - 17:39 Saturday, 31 August 2024



BMCRC - MRO Championships 2024 - Rnd 6 @ Snetterton 300

BMCRC Thunderbike Ultra & Extreme

RACE 16 - LAP CHART

LAP 1 @ 17:29:42.518			LAP 2 @ 17:31:38.965			LAP 3 @ 17:33:35.684			LAP 4 @ 17:35:32.323			LAP 5 @ 17:37:28.078		
NO	BEHIND	LAP TIME	NO	BEHIND	LAP TIME	NO	BEHIND	LAP TIME	NO	BEHIND	LAP TIME	NO	BEHIND	LAP TIME
99		2:02.285	99		1:56.447	99		1:56.719	99		1:56.639	99		1:55.755
800	1.649	2:03.934	5	1.390	1:56.096	5	0.415	1:55.744	5	0.216	1:56.440	5	5.300	2:00.839
5	1.741	2:04.026	800	3.264	1:58.062	800	4.265	1:57.720	800	4.970	1:57.344	800	6.439	1:57.224
102	5.149	2:07.434	102	10.055	2:01.353	102	14.189	2:00.853	102	18.335	2:00.785	102	23.181	2:00.601
19	5.185	2:07.470	78	10.138	1:59.803	78	17.709	2:04.290	78	23.544	2:02.474	78	30.049	2:02.260
78	6.782	2:09.067	19	11.665	2:02.927	19	17.967	2:03.021	19	23.746	2:02.418	19	30.427	2:02.436
23	8.170	2:10.455	23	15.796	2:04.073	85	22.128	2:02.976	85	27.705	2:02.216	85	34.194	2:02.244
46	8.378	2:10.663	85	15.871	2:03.344	23	22.439	2:03.362	23	29.152	2:03.352	23	35.285	2:01.888
85	8.974	2:11.259	46	16.212	2:04.281	46	23.166	2:03.673	46	29.683	2:03.156	46	36.032	2:02.104
59	8.999	2:11.284	59	17.587	2:05.035	59	25.292	2:04.424	59	32.487	2:03.834	59	40.785	2:04.053
77	10.137	2:12.422	77	19.304	2:05.614	77	28.962	2:06.377	77	38.804	2:06.481	17	48.509	2:04.904
17	10.757	2:13.042	17	20.734	2:06.424	117	31.082	2:05.933	17	39.360	2:04.857	77	49.625	2:06.576
4	11.123	2:13.408	117	21.868	2:05.980	17	31.142	2:07.127	117	39.495	2:05.052	117	49.921	2:06.181
20	12.152	2:14.437	20	22.306	2:06.601	20	31.784	2:06.197	20	44.310	2:09.165	48	56.491	2:07.350
7	12.314	2:14.599	48	24.016	2:06.768	48	34.047	2:06.750	48	44.896	2:07.488	20	57.812	2:09.257
117	12.335	2:14.620	169	24.509	2:07.118	169	34.857	2:07.067	169	46.987	2:08.769	7	58.798	2:06.117
48	13.695	2:15.980	4	25.668	2:10.992	112	36.589	2:07.575	112	47.282	2:07.332	169	59.142	2:07.910
169	13.838	2:16.123	112	25.733	2:08.010	7	38.265	2:07.307	7	48.436	2:06.810	112	59.609	2:08.082
112	14.170	2:16.455	7	27.677	2:11.810	21	45.516	2:11.779	373	56.714	2:07.549	373	1:08.370	2:07.411
21	16.352	2:18.637	21	30.456	2:10.551	373	45.804	2:10.312	21	1:00.424	2:11.547	114	1:16.731	2:10.661
114	17.692	2:19.977	114	31.922	2:10.677	114	46.949	2:11.746	114	1:01.825	2:11.515	21	1:16.925	2:12.256
51	18.025	2:20.310	373	32.211	2:10.532	51	47.725	2:12.188	51	1:04.608	2:13.522	51	1:20.078	2:11.225
373	18.126	2:20.411	51	32.256	2:10.678	80	55.057	2:14.016	80	1:11.324	2:12.906	80	1:27.974	2:12.405
80	20.020	2:22.305	80	37.760	2:14.187	89	1:00.485	2:15.023	89	1:18.727	2:14.881	89	1:36.932	2:13.960
37	22.189	2:24.474	89	42.181	2:16.000									
89	22.628	2:24.913												

BMCRC - MRO Championships 2024 - Rnd 6 @ Snetterton 300

BMCRC Thunderbike Ultra & Extreme

RACE 16 - POSITION CHART

No	Name	Lap Pos	Lap				
			1	2	3	4	5
5	SMITH	1	99	99	99	99	99
99	BUTTERWORTH	2	800	5	5	5	5
800	CREASEY	3	5	800	800	800	800
102	FEARN	4	102	102	102	102	102
78	THOMAS	5	19	78	78	78	78
19	DONOVAN	6	78	19	19	19	19
23	ROSE	7	23	23	85	85	85
46	GATES	8	46	85	23	23	23
85	WOOD	9	85	46	46	46	46
59	DENYER	10	59	59	59	59	59
4	KILLWORTH	11	77	77	77	77	17
77	MAY	12	17	17	117	17	77
117	STAGG	13	4	117	17	117	117
48	WALLIS	14	20	20	20	20	48
17	KILLWORTH	15	7	48	48	48	20
7	TAYLOR	16	117	169	169	169	7
20	SWYER	17	48	4	112	112	169
112	WEST	18	169	112	7	7	112
169	SMITH	19	112	7	21	373	373
373	EAGLING	20	21	21	373	21	114
114	BATE	21	114	114	114	114	21
80	OVEL	22	51	373	51	51	51
37	WOODS	23	373	51	80	80	80
89	SKINNS	24	80	80	89	89	89
51	BEESELEY	25	37	89			
21	BRENNAN	26	89				

BMCRC - MRO Championships 2024 - Rnd 6 @ Snetterton 300

BMCRC Thunderbike Ultra & Extreme

RACE 16 - SECTOR ANALYSIS



SECTOR 1 = FL to I1, SECTOR 2 = I1 to FL, DIFF = Difference To Personal Best Lap, P = Crossed Finish Line in Pit Lane, D = Time Disallowed

P1 99 U		Steven BUTTERWORTH		Yamaha R1 -		
IDEAL LAP TIME : 1:55.755		BEST LAP TIME : 1:55.755		DIFFERENCE : 0.000		
LAP	SECTOR 1	SECTOR 2	LAP TIME	MPH	DIFF	TIME OF DAY
1 -		38.456	2:02.285	87.40	6.530	17:29:42.518
2 -	1:18.052	38.395	1:56.447 (2)	91.78	0.692	17:31:38.965
3 -	1:18.452	38.267	1:56.719	91.57	0.964	17:33:35.684
4 -	1:18.234	38.405	1:56.639 (3)	91.63	0.884	17:35:32.323
5 -	1:17.610	38.145	1:55.755 (1)	92.33		17:37:28.078

P2 5 U		Kieran SMITH		Suzuki GSXR 1000 K1 -		
IDEAL LAP TIME : 1:55.589		BEST LAP TIME : 1:55.744		DIFFERENCE : 0.155		
LAP	SECTOR 1	SECTOR 2	LAP TIME	MPH	DIFF	TIME OF DAY
1 -		39.384	2:04.026	86.17	8.282	17:29:44.259
2 -	1:17.938	38.158	1:56.096 (2)	92.06	0.352	17:31:40.355
3 -	1:17.431	38.313	1:55.744 (1)	92.34		17:33:36.099
4 -	1:17.975	38.465	1:56.440 (3)	91.79	0.696	17:35:32.539
5 -	1:17.550	43.289	2:00.839	88.44	5.095	17:37:33.378

P3 800 U		Morgan CREASEY		Suzuki GSXR 1000 K7 - Warics Ltd		
IDEAL LAP TIME : 1:57.173		BEST LAP TIME : 1:57.224		DIFFERENCE : 0.051		
LAP	SECTOR 1	SECTOR 2	LAP TIME	MPH	DIFF	TIME OF DAY
1 -		39.381	2:03.934	86.23	6.710	17:29:44.167
2 -	1:18.633	39.429	1:58.062	90.52	0.838	17:31:42.229
3 -	1:18.609	39.111	1:57.720 (3)	90.79	0.496	17:33:39.949
4 -	1:18.152	39.192	1:57.344 (2)	91.08	0.120	17:35:37.293
5 -	1:18.203	39.021	1:57.224 (1)	91.17		17:37:34.517

P4 102 U		James FEARN		Suzuki GSXR1000 - Greenplant satellite team		
IDEAL LAP TIME : 2:00.601		BEST LAP TIME : 2:00.601		DIFFERENCE : 0.000		
LAP	SECTOR 1	SECTOR 2	LAP TIME	MPH	DIFF	TIME OF DAY
1 -		40.664	2:07.434	83.87	6.833	17:29:47.667
2 -	1:21.231	40.122	2:01.353	88.07	0.752	17:31:49.020
3 -	1:20.983	39.870	2:00.853 (3)	88.43	0.252	17:33:49.873
4 -	1:20.787	39.998	2:00.785 (2)	88.48	0.184	17:35:50.658
5 -	1:20.736	39.865	2:00.601 (1)	88.62		17:37:51.259

P5 78 U		Jamie THOMAS		Suzuki GSXR 1000 - Team RubyRacing		
IDEAL LAP TIME : 1:59.803		BEST LAP TIME : 1:59.803		DIFFERENCE : 0.000		
LAP	SECTOR 1	SECTOR 2	LAP TIME	MPH	DIFF	TIME OF DAY
1 -		40.162	2:09.067	82.81	9.264	17:29:49.300
2 -	1:19.944	39.859	1:59.803 (1)	89.21		17:31:49.103
3 -	1:20.062	44.228	2:04.290	85.99	4.487	17:33:53.393
4 -	1:21.877	40.597	2:02.474 (3)	87.26	2.671	17:35:55.867
5 -	1:21.639	40.621	2:02.260 (2)	87.42	2.457	17:37:58.127

P6 19 U		Tyler DONOVAN		Kawasaki ZX10R - Tinder Corp		
IDEAL LAP TIME : 2:02.278		BEST LAP TIME : 2:02.418		DIFFERENCE : 0.140		
LAP	SECTOR 1	SECTOR 2	LAP TIME	MPH	DIFF	TIME OF DAY
1 -		40.747	2:07.470	83.84	5.052	17:29:47.703
2 -	1:22.426	40.501	2:02.927 (3)	86.94	0.509	17:31:50.630
3 -	1:22.145	40.876	2:03.021	86.88	0.603	17:33:53.651
4 -	1:22.046	40.372	2:02.418 (1)	87.30		17:35:56.069
5 -	1:21.906	40.530	2:02.436 (2)	87.29	0.018	17:37:58.505

BMCRC - MRO Championships 2024 - Rnd 6 @ Snetterton 300

BMCRC Thunderbike Ultra & Extreme

RACE 16 - SECTOR ANALYSIS



SECTOR 1 = FL to I1, SECTOR 2 = I1 to FL, DIFF = Difference To Personal Best Lap, P = Crossed Finish Line in Pit Lane, D = Time Disallowed

P7 85 U		Clinton WOOD		Suzuki GSXR1000 - CLINTON WOOD		
IDEAL LAP TIME : 2:02.216		BEST LAP TIME : 2:02.216		DIFFERENCE : 0.000		
LAP	SECTOR 1	SECTOR 2	LAP TIME	MPH	DIFF	TIME OF DAY
1 -		41.053	2:11.259	81.42	9.043	17:29:51.492
2 -	1:21.907	41.437	2:03.344	86.65	1.128	17:31:54.836
3 -	1:22.051	40.925	2:02.976 (3)	86.91	0.760	17:33:57.812
4 -	1:21.391	40.825	2:02.216 (1)	87.45		17:36:00.028
5 -	1:21.413	40.831	2:02.244 (2)	87.43	0.028	17:38:02.272

P8 23 U		Justin ROSE		Yamaha R1 - J. Rose roofing services		
IDEAL LAP TIME : 2:01.888		BEST LAP TIME : 2:01.888		DIFFERENCE : 0.000		
LAP	SECTOR 1	SECTOR 2	LAP TIME	MPH	DIFF	TIME OF DAY
1 -		41.680	2:10.455	81.92	8.567	17:29:50.688
2 -	1:22.501	41.572	2:04.073	86.14	2.185	17:31:54.761
3 -	1:22.625	40.737	2:03.362 (3)	86.63	1.474	17:33:58.123
4 -	1:22.359	40.993	2:03.352 (2)	86.64	1.464	17:36:01.475
5 -	1:21.507	40.381	2:01.888 (1)	87.68		17:38:03.363

P9 46 U		Simon GATES		Yamaha YZF R1 - T.A Roden LTD / Canine Plus Hydro		
IDEAL LAP TIME : 2:02.104		BEST LAP TIME : 2:02.104		DIFFERENCE : 0.000		
LAP	SECTOR 1	SECTOR 2	LAP TIME	MPH	DIFF	TIME OF DAY
1 -		41.604	2:10.663	81.79	8.559	17:29:50.896
2 -	1:22.910	41.371	2:04.281	85.99	2.177	17:31:55.177
3 -	1:22.457	41.216	2:03.673 (3)	86.42	1.569	17:33:58.850
4 -	1:22.042	41.114	2:03.156 (2)	86.78	1.052	17:36:02.006
5 -	1:21.192	40.912	2:02.104 (1)	87.53		17:38:04.110

P10 59 U		Andrew DENYER		Triumph 675 - me		
IDEAL LAP TIME : 2:03.834		BEST LAP TIME : 2:03.834		DIFFERENCE : 0.000		
LAP	SECTOR 1	SECTOR 2	LAP TIME	MPH	DIFF	TIME OF DAY
1 -		41.509	2:11.284	81.41	7.450	17:29:51.517
2 -	1:23.287	41.748	2:05.035	85.48	1.201	17:31:56.552
3 -	1:22.905	41.519	2:04.424 (3)	85.90	0.590	17:34:00.976
4 -	1:22.707	41.127	2:03.834 (1)	86.30		17:36:04.810
5 -	1:22.819	41.234	2:04.053 (2)	86.15	0.219	17:38:08.863

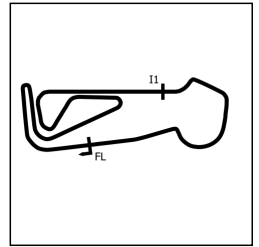
P11 17 U		Jordan KILLWORTH		Yamaha R1 4C8 - Greenplant/BK/Rabbit		
IDEAL LAP TIME : 2:04.521		BEST LAP TIME : 2:04.857		DIFFERENCE : 0.336		
LAP	SECTOR 1	SECTOR 2	LAP TIME	MPH	DIFF	TIME OF DAY
1 -		41.435	2:13.042	80.33	8.185	17:29:53.275
2 -	1:24.540	41.884	2:06.424 (3)	84.54	1.567	17:31:59.699
3 -	1:24.562	42.565	2:07.127	84.07	2.270	17:34:06.826
4 -	1:23.344	41.513	2:04.857 (1)	85.60		17:36:11.683
5 -	1:23.727	41.177	2:04.904 (2)	85.57	0.047	17:38:16.587

P12 77 E		David MAY		Suzuki GSXR 750 K1 - Orchard cooling/ team Silver Arrows		
IDEAL LAP TIME : 2:05.431		BEST LAP TIME : 2:05.614		DIFFERENCE : 0.183		
LAP	SECTOR 1	SECTOR 2	LAP TIME	MPH	DIFF	TIME OF DAY
1 -		41.486	2:12.422	80.71	6.808	17:29:52.655
2 -	1:23.945	41.669	2:05.614 (1)	85.08		17:31:58.269
3 -	1:24.834	41.543	2:06.377 (2)	84.57	0.763	17:34:04.646
4 -	1:24.618	41.863	2:06.481 (3)	84.50	0.867	17:36:11.127
5 -	1:24.452	42.124	2:06.576	84.44	0.962	17:38:17.703

BMCRC - MRO Championships 2024 - Rnd 6 @ Snetterton 300

BMCRC Thunderbike Ultra & Extreme

RACE 16 - SECTOR ANALYSIS



SECTOR 1 = FL to I1, SECTOR 2 = I1 to FL, DIFF = Difference To Personal Best Lap, P = Crossed Finish Line in Pit Lane, D = Time Disallowed

P13 117 U		Raymond STAGG		Suzuki GSXR 750 -		
IDEAL LAP TIME : 2:04.756		BEST LAP TIME : 2:05.052		DIFFERENCE : 0.296		
LAP	SECTOR 1	SECTOR 2	LAP TIME	MPH	DIFF	TIME OF DAY
1 -		41.836	2:14.620	79.39	9.568	17:29:54.853
2 -	1:23.464	42.516	2:05.980 (3)	84.83	0.928	17:32:00.833
3 -	1:23.482	42.451	2:05.933 (2)	84.87	0.881	17:34:06.766
4 -	1:22.920	42.132	2:05.052 (1)	85.46		17:36:11.818
5 -	1:24.096	42.085	2:06.181	84.70	1.129	17:38:17.999

P14 48 E		Shaun WALLIS		Yamaha R6 (X) - MBC Despatch Racing		
IDEAL LAP TIME : 2:06.131		BEST LAP TIME : 2:06.750		DIFFERENCE : 0.619		
LAP	SECTOR 1	SECTOR 2	LAP TIME	MPH	DIFF	TIME OF DAY
1 -		42.779	2:15.980	78.60	9.230	17:29:56.213
2 -	1:24.010	42.758	2:06.768 (2)	84.31	0.018	17:32:02.981
3 -	1:24.461	42.289	2:06.750 (1)	84.32		17:34:09.731
4 -	1:24.496	42.992	2:07.488	83.83	0.738	17:36:17.219
5 -	1:25.229	42.121	2:07.350 (3)	83.92	0.600	17:38:24.569

P15 20 U		Connor SWYER		Suzuki GSXR 1000 K6 - WSC Performace & lleithyr farm & dad		
IDEAL LAP TIME : 2:05.613		BEST LAP TIME : 2:06.197		DIFFERENCE : 0.584		
LAP	SECTOR 1	SECTOR 2	LAP TIME	MPH	DIFF	TIME OF DAY
1 -		42.434	2:14.437	79.50	8.240	17:29:54.670
2 -	1:24.399	42.202	2:06.601 (2)	84.42	0.404	17:32:01.271
3 -	1:23.411	42.786	2:06.197 (1)	84.69		17:34:07.468
4 -	1:25.984	43.181	2:09.165 (3)	82.74	2.968	17:36:16.633
5 -	1:26.134	43.123	2:09.257	82.68	3.060	17:38:25.890

P16 7 E		Darren TAYLOR		Kawasaki ZX6R - Watton Auto Centre		
IDEAL LAP TIME : 2:05.887		BEST LAP TIME : 2:06.117		DIFFERENCE : 0.230		
LAP	SECTOR 1	SECTOR 2	LAP TIME	MPH	DIFF	TIME OF DAY
1 -		41.790	2:14.599	79.40	8.482	17:29:54.832
2 -	1:25.216	46.594	2:11.810	81.08	5.693	17:32:06.642
3 -	1:25.375	41.932	2:07.307 (3)	83.95	1.190	17:34:13.949
4 -	1:24.617	42.193	2:06.810 (2)	84.28	0.693	17:36:20.759
5 -	1:24.097	42.020	2:06.117 (1)	84.74		17:38:26.876

P17 169 U		Cory SMITH		Suzuki K1 1000 -		
IDEAL LAP TIME : 2:06.864		BEST LAP TIME : 2:07.067		DIFFERENCE : 0.203		
LAP	SECTOR 1	SECTOR 2	LAP TIME	MPH	DIFF	TIME OF DAY
1 -		42.469	2:16.123	78.51	9.056	17:29:56.356
2 -	1:24.596	42.522	2:07.118 (2)	84.08	0.051	17:32:03.474
3 -	1:24.799	42.268	2:07.067 (1)	84.11		17:34:10.541
4 -	1:26.228	42.541	2:08.769	83.00	1.702	17:36:19.310
5 -	1:25.329	42.581	2:07.910 (3)	83.55	0.843	17:38:27.220

P18 112 U		Scott WEST		Suzuki GSXR1000 -		
IDEAL LAP TIME : 2:07.169		BEST LAP TIME : 2:07.332		DIFFERENCE : 0.163		
LAP	SECTOR 1	SECTOR 2	LAP TIME	MPH	DIFF	TIME OF DAY
1 -		42.832	2:16.455	78.32	9.123	17:29:56.688
2 -	1:25.534	42.476	2:08.010 (3)	83.49	0.678	17:32:04.698
3 -	1:25.006	42.569	2:07.575 (2)	83.77	0.243	17:34:12.273
4 -	1:25.169	42.163	2:07.332 (1)	83.93		17:36:19.605
5 -	1:25.692	42.390	2:08.082	83.44	0.750	17:38:27.687

BMCRC - MRO Championships 2024 - Rnd 6 @ Snetterton 300

BMCRC Thunderbike Ultra & Extreme

RACE 16 - SECTOR ANALYSIS



SECTOR 1 = FL to I1, SECTOR 2 = I1 to FL, DIFF = Difference To Personal Best Lap, P = Crossed Finish Line in Pit Lane, D = Time Disallowed

P19 373 U		Robert EAGLING		Suzuki GSXR1000 -		
IDEAL LAP TIME : 2:07.411		BEST LAP TIME : 2:07.411		DIFFERENCE : 0.000		
LAP	SECTOR 1	SECTOR 2	LAP TIME	MPH	DIFF	TIME OF DAY
1 -		43.218	2:20.411	76.11	13.000	17:30:00.644
2 -	1:27.002	43.530	2:10.532	81.88	3.121	17:32:11.176
3 -	1:26.459	43.853	2:10.312 (3)	82.01	2.901	17:34:21.488
4 -	1:25.342	42.207	2:07.549 (2)	83.79	0.138	17:36:29.037
5 -	1:25.223	42.188	2:07.411 (1)	83.88		17:38:36.448

P20 114 U		Richard BATE		Yamaha R1 - TEAM PSR		
IDEAL LAP TIME : 2:10.536		BEST LAP TIME : 2:10.661		DIFFERENCE : 0.125		
LAP	SECTOR 1	SECTOR 2	LAP TIME	MPH	DIFF	TIME OF DAY
1 -		44.242	2:19.977	76.35	9.316	17:30:00.210
2 -	1:27.144	43.533	2:10.677 (2)	81.79	0.016	17:32:10.887
3 -	1:27.585	44.161	2:11.746	81.12	1.085	17:34:22.633
4 -	1:27.604	43.911	2:11.515 (3)	81.26	0.854	17:36:34.148
5 -	1:27.269	43.392	2:10.661 (1)	81.80		17:38:44.809

P21 21 U		Danny BRENNAN		Suzuki GSXR 1000 -		
IDEAL LAP TIME : 2:09.935		BEST LAP TIME : 2:10.551		DIFFERENCE : 0.616		
LAP	SECTOR 1	SECTOR 2	LAP TIME	MPH	DIFF	TIME OF DAY
1 -		43.243	2:18.637	77.09	8.086	17:29:58.870
2 -	1:26.692	43.859	2:10.551 (1)	81.86		17:32:09.421
3 -	1:27.763	44.016	2:11.779 (3)	81.10	1.228	17:34:21.200
4 -	1:27.232	44.315	2:11.547 (2)	81.24	0.996	17:36:32.747
5 -	1:28.856	43.400	2:12.256	80.81	1.705	17:38:45.003

P22 51 E		Paul BEESLEY		Aprilia MILLIE RSV -		
IDEAL LAP TIME : 2:10.438		BEST LAP TIME : 2:10.678		DIFFERENCE : 0.240		
LAP	SECTOR 1	SECTOR 2	LAP TIME	MPH	DIFF	TIME OF DAY
1 -		44.101	2:20.310	76.17	9.632	17:30:00.543
2 -	1:26.857	43.821	2:10.678 (1)	81.78		17:32:11.221
3 -	1:27.975	44.213	2:12.188 (3)	80.85	1.510	17:34:23.409
4 -	1:29.941	43.581	2:13.522	80.04	2.844	17:36:36.931
5 -	1:27.441	43.784	2:11.225 (2)	81.44	0.547	17:38:48.156

P23 80 U		Mark OVEL		Yamaha R1 - I STULL NEED A SPONSOR		
IDEAL LAP TIME : 2:12.018		BEST LAP TIME : 2:12.405		DIFFERENCE : 0.387		
LAP	SECTOR 1	SECTOR 2	LAP TIME	MPH	DIFF	TIME OF DAY
1 -		43.560	2:22.305	75.10	9.900	17:30:02.538
2 -	1:28.875	45.312	2:14.187	79.65	1.782	17:32:16.725
3 -	1:29.554	44.462	2:14.016 (3)	79.75	1.611	17:34:30.741
4 -	1:28.838	44.068	2:12.906 (2)	80.41	0.501	17:36:43.647
5 -	1:28.458	43.947	2:12.405 (1)	80.72		17:38:56.052

P24 89 E		Daryl SKINNS		Suzuki GSXR 750 - Indoor Climate Systems UK LTD		
IDEAL LAP TIME : 2:13.259		BEST LAP TIME : 2:13.960		DIFFERENCE : 0.701		
LAP	SECTOR 1	SECTOR 2	LAP TIME	MPH	DIFF	TIME OF DAY
1 -		45.067	2:24.913	73.75	10.953	17:30:05.146
2 -	1:31.069	44.931	2:16.000	78.58	2.040	17:32:21.146
3 -	1:29.699	45.324	2:15.023 (3)	79.15	1.063	17:34:36.169
4 -	1:28.871	46.010	2:14.881 (2)	79.24	0.921	17:36:51.050
5 -	1:29.572	44.388	2:13.960 (1)	79.78		17:39:05.010

BMCRC - MRO Championships 2024 - Rnd 6 @ Snetterton 300

BMCRC Thunderbike Ultra & Extreme

RACE 16 - SECTOR ANALYSIS



SECTOR 1 = FL to I1, SECTOR 2 = I1 to FL, DIFF = Difference To Personal Best Lap, P = Crossed Finish Line in Pit Lane, D = Time Disallowed

P25		4 U		Hayden KILLWORTH		Suzuki GSXR 1000 - GreenPlantUK - H11xy - Helmet City	
IDEAL LAP TIME : 2:06.497		BEST LAP TIME : 2:10.992		DIFFERENCE : 4.495			
LAP	SECTOR 1	SECTOR 2	LAP TIME	MPH	DIFF	TIME OF DAY	
1 -		42.005	2:13.408	80.11	2.416	17:29:53.641	
2 -	1:24.492	46.500	2:10.992 (1)	81.59		17:32:04.633	

P26		37 E		Ricky WOODS		Suzuki GSXR 750 - Emma Woods	
IDEAL LAP TIME : 2:17.290		BEST LAP TIME :		DIFFERENCE :			
LAP	SECTOR 1	SECTOR 2	LAP TIME	MPH	DIFF	TIME OF DAY	
1 -		45.420	2:24.474	73.97		17:30:04.707	

BMCRC - MRO Championships 2024 - Rnd 6 @ Snetterton 300

BMCRC Thunderbike Ultra & Extreme

RACE 16 - BEST SECTORS

SECTOR 1			SECTOR 2			IDEAL / BEST COMPARISON						
POS	NO	NAME	TIME	NO	NAME	TIME	POS	NO	NAME	IDEAL	BEST	DIFF
									PERFECT LAP	1:55.576		
1	5	SMITH	1:17.431	99	BUTTERWORTH	38.145	1	5	SMITH	1:55.589	1:55.744	0.155
2	99	BUTTERWORTH	1:17.610	5	SMITH	38.158	2	99	BUTTERWORTH	1:55.755	1:55.755	0.000
3	800	CREASEY	1:18.152	800	CREASEY	39.021	3	800	CREASEY	1:57.173	1:57.224	0.051
4	78	THOMAS	1:19.944	78	THOMAS	39.859	4	78	THOMAS	1:59.803	1:59.803	0.000
5	102	FEARN	1:20.736	102	FEARN	39.865	5	102	FEARN	2:00.601	2:00.601	0.000
6	46	GATES	1:21.192	19	DONOVAN	40.372	6	23	ROSE	2:01.888	2:01.888	0.000
7	85	WOOD	1:21.391	23	ROSE	40.381	7	46	GATES	2:02.104	2:02.104	0.000
8	23	ROSE	1:21.507	85	WOOD	40.825	8	85	WOOD	2:02.216	2:02.216	0.000
9	19	DONOVAN	1:21.906	46	GATES	40.912	9	19	DONOVAN	2:02.278	2:02.418	0.140
10	59	DENYER	1:22.707	59	DENYER	41.127	10	59	DENYER	2:03.834	2:03.834	0.000
11	117	STAGG	1:22.920	17	KILLWORTH	41.177	11	17	KILLWORTH	2:04.521	2:04.857	0.336
12	17	KILLWORTH	1:23.344	77	MAY	41.486	12	117	STAGG	2:04.756	2:05.052	0.296
13	20	SWYER	1:23.411	7	TAYLOR	41.790	13	77	MAY	2:05.431	2:05.614	0.183
14	77	MAY	1:23.945	117	STAGG	41.836	14	20	SWYER	2:05.613	2:06.197	0.584
15	48	WALLIS	1:24.010	4	KILLWORTH	42.005	15	7	TAYLOR	2:05.887	2:06.117	0.230
16	7	TAYLOR	1:24.097	48	WALLIS	42.121	16	48	WALLIS	2:06.131	2:06.750	0.619
17	4	KILLWORTH	1:24.492	112	WEST	42.163	17	4	KILLWORTH	2:06.497	2:10.992	4.495
18	169	SMITH	1:24.596	373	EAGLING	42.188	18	169	SMITH	2:06.864	2:07.067	0.203
19	112	WEST	1:25.006	20	SWYER	42.202	19	112	WEST	2:07.169	2:07.332	0.163
20	373	EAGLING	1:25.223	169	SMITH	42.268	20	373	EAGLING	2:07.411	2:07.411	0.000
21	21	BRENNAN	1:26.692	21	BRENNAN	43.243	21	21	BRENNAN	2:09.935	2:10.551	0.616
22	51	BEESLEY	1:26.857	114	BATE	43.392	22	51	BEESLEY	2:10.438	2:10.678	0.240
23	114	BATE	1:27.144	80	OVEL	43.560	23	114	BATE	2:10.536	2:10.661	0.125
24	80	OVEL	1:28.458	51	BEESLEY	43.581	24	80	OVEL	2:12.018	2:12.405	0.387
25	89	SKINNS	1:28.871	89	SKINNS	44.388	25	89	SKINNS	2:13.259	2:13.960	0.701
26	37	WOODS	1:31.870	37	WOODS	45.420	26	37	WOODS	2:17.290		

BMCRC - MRO Championships 2024 - Rnd 6 @ Snetterton 300

BMCRC Thunderbike Ultra & Extreme

RACE 16 - STATISTICS

Competitors Started 26
Planned Start 2024-08-31 @ 17:20:00.000
Actual Start 2024-08-31 @ 17:27:40.232
Finish Time 2024-08-31 @ 17:37:28.077
Track Length 2.9689mi.
Total Laps 123
Total Distance Covered 365.1761mi.

Session Fastest Lap History

NO	CL	NAME	LAP TIME	TIME OF DAY	LAP	VEHICLE
99	U	Steven BUTTERWORTH	1:56.447	17:31:38.978	2	Yamaha R1
5	U	Kieran SMITH	1:56.096	17:31:40.371	2	Suzuki GSXR 1000 K1
5	U	Kieran SMITH	1:55.744	17:33:36.115	3	Suzuki GSXR 1000 K1

Session Leader History

NO	CL	NAME	FROM LAP	LAPS LED	DISTANCE	VEHICLE
99	U	Steven BUTTERWORTH	1	5	14.84 miles	Yamaha R1

Flag History

TYPE	TIME OF DAY
GREEN	17:27:40.232
FINISH	17:37:28.077

Flag Statistics

TYPE	COUNT	TOTAL LAPS	TOTAL TIME
Green	1	5	11:29.832
Red	0	0	0.000
Safety Car	0	0	0.000
FCY	0	0	0.000

BMCRC - MRO Championships 2024 - Rnd 6 @ Snetterton 300

BMCRC Thunderbike Ultra & Extreme

RACE 16 - STATISTICS

CLASS : E

6 Starters

Fastest Lap History

NO	NAME	LAP TIME	TIME OF DAY	LAP	VEHICLE
77	David MAY	2:05.614	17:31:58.271	2	Suzuki GSXR 750 K1

Leader History

NO	NAME	FROM LAP	LAPS LED	DISTANCE	VEHICLE
77	David MAY	1	5	14.84 miles	Suzuki GSXR 750 K1

BMCRC - MRO Championships 2024 - Rnd 6 @ Snetterton 300

BMCRC Thunderbike Ultra & Extreme

RACE 16 - STATISTICS

CLASS : U

20 Starters

Fastest Lap History

NO	NAME	LAP TIME	TIME OF DAY	LAP	VEHICLE
99	Steven BUTTERWORTH	1:56.447	17:31:38.978	2	Yamaha R1
5	Kieran SMITH	1:56.096	17:31:40.371	2	Suzuki GSXR 1000 K1
5	Kieran SMITH	1:55.744	17:33:36.115	3	Suzuki GSXR 1000 K1

Leader History

NO	NAME	FROM LAP	LAPS LED	DISTANCE	VEHICLE
99	Steven BUTTERWORTH	1	5	14.84 miles	Yamaha R1



BMCRC - MRO Championships 2024 - Rnd 6 @ Snetterton 300

BMCRC Thunderbike Ultra & Extreme

RACE 9 - GRID (7 Laps)

ROW 9	27	54	Andrew SAUNDERS	26	87	Ben DOOLAN	25	37	Ricky WOODS			
ROW 8	24	89	Daryl SKINNS	2:13.960	23	80	Mark OVEL	2:12.405	22	4	Hayden KILLWORTH	2:10.992
ROW 7	21	51	Paul BEESLEY	2:10.678	20	114	Richard BATE	2:10.661	19	21	Danny BRENNAN	2:10.551
ROW 6	18	373	Robert EAGLING	2:07.411	17	112	Scott WEST	2:07.332	16	169	Cory SMITH	2:07.067
ROW 5	15	48	Shaun WALLIS	2:06.750	14	20	Connor SWYER	2:06.197	13	7	Darren TAYLOR	2:06.117
ROW 4	12	77	David MAY	2:05.614	11	117	Raymond STAGG	2:05.052	10	17	Jordan KILLWORTH	2:04.857
ROW 3	9	59	Andrew DENYER	2:03.834	8	19	Tyler DONOVAN	2:02.418	7	85	Clinton WOOD	2:02.216
ROW 2	6	46	Simon GATES	2:02.104	5	23	Justin ROSE	2:01.888	4	78	Jamie THOMAS	1:59.803
ROW 1	3	800	Morgan CREASEY	1:57.224	2	99	Steven BUTTERWORTH	1:55.755	1	5	Kieran SMITH	1:55.744
Pole												

These results are provisional until the conclusion of any judicial and technical matters.

Snetterton 300: 2.9689 miles

Clerk Of Course:	Stewards:	Timekeeper:	<i>Craig Smith</i>	
------------------	-----------	-------------	--------------------	--

Results can be found at www.tsl-timing.com

Printed - 17:40 Saturday, 31 August 2024





BMCRC - MRO Championships 2024 - Rnd 6 @ Snetterton 300

BMCRC Thunderbike Ultra & Extreme

RACE 9 - CLASSIFICATION

Race Distance: 6 Laps / 17.81 miles

POS	NO	CL	PIC	NAME	ENTRY	LAPS	TIME	GAP	DIFF	MPH	BEST	ON	GRD	↑↓
1	99	U	1	Steven BUTTERWORTH	Yamaha R1 -	6	11:40.064			91.60	1:55.324	6	2	1
2	5	U	2	Kieran SMITH	Suzuki GSXR 1000 K1 -	6	11:40.510	0.446	0.446	91.54	1:54.847	2	1	-1
3	800	U	3	Morgan CREASEY	Suzuki GSXR 1000 K7 - Warics Ltd	6	12:09.632	29.568	29.122	87.89	1:57.771	2	3	0
4	23	U	4	Justin ROSE	Yamaha R1 - J. Rose roofing services	6	12:12.275	32.211	2.643	87.57	2:00.278	6	5	1
5	19	U	5	Tyler DONOVAN	Kawasaki ZX10R - Tinder Corp	6	12:14.392	34.328	2.117	87.32	2:01.005	3	8	3
6	85	U	6	Clinton WOOD	Suzuki GSXR1000 - CLINTON WOOD	6	12:14.807	34.743	0.415	87.27	2:01.064	2	7	1
7	78	U	7	Jamie THOMAS	Suzuki GSXR 1000 - Team RubyRacing	6	12:14.947	34.883	0.140	87.25	2:00.612	4	4	-3
8	46	U	8	Simon GATES	Yamaha YZF R1 - T.A Roden LTD / Canine Plus Hydro	6	12:20.793	40.729	5.846	86.56	2:01.921	2	6	-2
9	59	U	9	Andrew DENYER	Triumph 675 - me	6	12:36.420	56.356	15.627	84.77	2:02.028	4	9	0
10	77	E	1	David MAY	Suzuki GSXR 750 K1 - Orchard cooling/ team Silver Arrows	6	12:40.932	1:00.868	4.512	84.27	2:04.708	6	12	2
11	17	U	10	Jordan KILLWORTH	Yamaha R1 4C8 - Greenplant/BK/Rabbit	6	12:41.742	1:01.678	0.810	84.18	2:04.514	6	10	-1
12	4	U	11	Hayden KILLWORTH	Suzuki GSXR 1000 - GreenPlantUK - H11xy - Helmet City	6	12:42.194	1:02.130	0.452	84.13	2:04.528	6	22	10
13	33	E	2	Mark BISWELL	Yamaha FZR600R - Bizzle Bikesport	6	12:42.863	1:02.799	0.669	84.06	2:04.472	3	28	15
14	169	U	12	Cory SMITH	Suzuki K1 1000 -	6	12:44.263	1:04.199	1.400	83.90	2:05.113	3	16	2
15	48	E	3	Shaun WALLIS	Yamaha R6 (X) - MBC Despatch Racing	6	12:44.653	1:04.589	0.390	83.86	2:05.689	4	15	0
16	114	U	13	Richard BATE	Yamaha R1 - TEAM PSR	6	13:14.694	1:34.630	30.041	80.69	2:09.501	6	20	4
17	21	U	14	Danny BRENNAN	Suzuki GSXR 1000 -	6	13:15.735	1:35.671	1.041	80.59	2:10.165	6	19	2
18	51	E	4	Paul BEESLEY	Aprilia MILLIE RSV -	6	13:22.164	1:42.100	6.429	79.94	2:10.838	2	21	3
19	89	E	5	Daryl SKINNS	Suzuki GSXR 750 - Indoor Climate Systems UK LTD	6	13:36.087	1:56.023	13.923	78.58	2:13.564	3	24	5

NOT CLASSIFIED

DNF	117	U		Raymond STAGG	Suzuki GSXR 750 -	5	10:37.354	1 Lap	1 Lap	83.84	2:04.648	3	11	
DNF	373	U		Robert EAGLING	Suzuki GSXR1000 -	3	6:35.327	3 Laps	2 Laps	81.10	2:08.524	3	18	
DNF	20	U		Connor SWYER	Suzuki GSXR 1000 K6 - WSC Performace & lleithyr farm & d	1	2:16.358	5 Laps	2 Laps	78.38			14	

FASTEST LAP

5	U			Kieran SMITH	Suzuki GSXR 1000 K1 -	2	1:54.847			93.06 mph			149.77 kph	
33	E			Mark BISWELL	Yamaha FZR600R - Bizzle Bikesport	3	2:04.472			85.86 mph			138.19 kph	

Comments:

Class U - 92.5% of Race Speed = 84.73 mph

Class E - 92.5% of Race Speed = 77.94 mph

Weather / Track : Sunny / Dry

These results are provisional until the conclusion of any judicial and technical matters.

Date: 01/09/2024 Start: 13:05 Finish: 13:16

Snetterton 300: 2.9689 miles

Clerk Of Course:	Stewards:	Timekeeper:	<i>Craig Smith</i>	
------------------	-----------	-------------	--------------------	--

Results can be found at www.tsl-timing.com

Printed - 13:19 Sunday, 01 September 2024



BMCRC - MRO Championships 2024 - Rnd 6 @ Snetterton 300

BMCRC Thunderbike Ultra & Extreme

RACE 9 - LAP CHART

LAP 1 @ 13:07:09.998

NO	BEHIND	LAP TIME
99		2:01.792
5	0.232	2:02.024
800	1.031	2:02.823
85	4.410	2:06.202
19	5.201	2:06.993
23	5.596	2:07.388
46	6.131	2:07.923
78	6.479	2:08.271
59	8.272	2:10.064
77	9.038	2:10.830
17	10.758	2:12.550
117	11.074	2:12.866
169	11.822	2:13.614
4	12.355	2:14.147
48	12.714	2:14.506
20	14.566	2:16.358
33	14.628	2:16.420
21	15.458	2:17.250
373	15.522	2:17.314
114	18.115	2:19.907
51	18.251	2:20.043
89	20.153	2:21.945

LAP 2 @ 13:09:05.077

NO	BEHIND	LAP TIME
5		1:54.847
99	1.031	1:56.110
800	3.723	1:57.771
85	10.395	2:01.064
19	11.152	2:01.030
23	11.628	2:01.111
46	12.973	2:01.921
78	13.194	2:01.794
59	16.364	2:03.171
77	19.828	2:05.869
117	21.525	2:05.530
17	21.944	2:06.265
169	22.160	2:05.417
4	22.566	2:05.290
33	24.330	2:04.781
48	24.436	2:06.801
373	29.932	2:09.489
21	32.579	2:12.200
51	34.010	2:10.838
114	35.407	2:12.371
89	38.999	2:13.925

LAP 3 @ 13:11:00.441

NO	BEHIND	LAP TIME
5		1:55.364
99	1.072	1:55.405
800	6.419	1:58.060
85	16.134	2:01.103
19	16.793	2:01.005
23	17.154	2:00.890
78	18.482	2:00.652
46	20.784	2:03.175
59	23.408	2:02.408
117	30.809	2:04.648
77	31.178	2:06.714
169	31.909	2:05.113
17	32.458	2:05.878

4	33.143	2:05.941
33	33.438	2:04.472
48	34.770	2:05.698
373	43.092	2:08.524
21	49.411	2:12.196
51	51.057	2:12.411
114	51.643	2:11.600
89	57.199	2:13.564

LAP 4 @ 13:12:56.633

NO	BEHIND	LAP TIME
5		1:56.192
99	0.287	1:55.407
800	9.268	1:59.041
85	21.874	2:01.932
23	21.941	2:00.979
19	21.943	2:01.342
78	22.902	2:00.612
46	26.852	2:02.260
59	29.244	2:02.028
77	41.298	2:06.312
117	41.564	2:06.947
17	41.885	2:05.619
169	42.056	2:06.339
33	42.228	2:04.982
4	42.620	2:05.669
48	44.267	2:05.689
21	1:06.281	2:13.062
114	1:06.951	2:11.500
51	1:08.179	2:13.314
89	1:17.940	2:16.933

LAP 5 @ 13:14:52.946

NO	BEHIND	LAP TIME
99		1:56.026
5	0.288	1:56.601
800	25.752	2:12.797
19	27.184	2:01.554
23	27.257	2:01.629
85	28.256	2:02.695
78	28.431	2:01.842
46	33.303	2:02.764
59	47.909	2:14.978
77	51.484	2:06.499
17	52.488	2:06.916
117	52.614	2:07.363
4	52.926	2:06.619
33	53.033	2:07.118
169	53.457	2:07.714
48	54.034	2:06.080
114	1:20.453	2:09.815
21	1:20.830	2:10.862
51	1:23.766	2:11.900
89	1:36.103	2:14.476

LAP 6 @ 13:16:48.270

NO	BEHIND	LAP TIME
99		1:55.324
5	0.446	1:55.482
800	29.568	1:59.140
23	32.211	2:00.278
19	34.328	2:02.468
85	34.743	2:01.811
78	34.883	2:01.776

46	40.729	2:02.750
59	56.356	2:03.771
77	1:00.868	2:04.708
17	1:01.678	2:04.514
4	1:02.130	2:04.528
33	1:02.799	2:05.090
169	1:04.199	2:06.066
48	1:04.589	2:05.879
114	1:34.630	2:09.501
21	1:35.671	2:10.165
51	1:42.100	2:13.658
89	1:56.023	2:15.244

BMCRC - MRO Championships 2024 - Rnd 6 @ Snetterton 300

BMCRC Thunderbike Ultra & Extreme

RACE 9 - POSITION CHART

No	Name	Lap Pos	Lap					
			1	2	3	4	5	6
5	SMITH	1	99	5	5	5	99	99
99	BUTTERWORTH	2	5	99	99	99	5	5
800	CREASEY	3	800	800	800	800	800	800
78	THOMAS	4	85	85	85	85	19	23
23	ROSE	5	19	19	19	23	23	19
46	GATES	6	23	23	23	19	85	85
85	WOOD	7	46	46	78	78	78	78
19	DONOVAN	8	78	78	46	46	46	46
59	DENYER	9	59	59	59	59	59	59
17	KILLWORTH	10	77	77	117	77	77	77
117	STAGG	11	17	117	77	117	17	17
77	MAY	12	117	17	169	17	117	4
20	SWYER	13	169	169	17	169	4	33
48	WALLIS	14	4	4	4	33	33	169
169	SMITH	15	48	33	33	4	169	48
373	EAGLING	16	20	48	48	48	48	114
21	BRENNAN	17	33	373	373	21	114	21
114	BATE	18	21	21	21	114	21	51
51	BEESELEY	19	373	51	51	51	51	89
4	KILLWORTH	20	114	114	114	89	89	
89	SKINNS	21	51	89	89			
33	BISWELL	22	89					

BMCRC - MRO Championships 2024 - Rnd 6 @ Snetterton 300

BMCRC Thunderbike Ultra & Extreme

RACE 9 - SECTOR ANALYSIS



SECTOR 1 = FL to I1, SECTOR 2 = I1 to FL, DIFF = Difference To Personal Best Lap, P = Crossed Finish Line in Pit Lane, D = Time Disallowed

P1 99 U		Steven BUTTERWORTH		Yamaha R1 -		
IDEAL LAP TIME : 1:55.143		BEST LAP TIME : 1:55.324		DIFFERENCE : 0.181		
LAP	SECTOR 1	SECTOR 2	LAP TIME	MPH	DIFF	TIME OF DAY
1 -		38.526	2:01.792	87.75	6.468	13:07:09.998
2 -	1:17.934	38.176	1:56.110	92.05	0.786	13:09:06.108
3 -	1:17.312	38.093	1:55.405 (2)	92.61	0.081	13:11:01.513
4 -	1:17.458	37.949	1:55.407 (3)	92.61	0.083	13:12:56.920
5 -	1:17.620	38.406	1:56.026	92.11	0.702	13:14:52.946
6 -	1:17.194	38.130	1:55.324 (1)	92.67		13:16:48.270

P2 5 U		Kieran SMITH		Suzuki GSXR 1000 K1 -		
IDEAL LAP TIME : 1:54.721		BEST LAP TIME : 1:54.847		DIFFERENCE : 0.126		
LAP	SECTOR 1	SECTOR 2	LAP TIME	MPH	DIFF	TIME OF DAY
1 -		38.302	2:02.024	87.58	7.177	13:07:10.230
2 -	1:16.419	38.428	1:54.847 (1)	93.06		13:09:05.077
3 -	1:16.851	38.513	1:55.364 (2)	92.64	0.517	13:11:00.441
4 -	1:17.334	38.858	1:56.192	91.98	1.345	13:12:56.633
5 -	1:17.696	38.905	1:56.601	91.66	1.754	13:14:53.234
6 -	1:17.086	38.396	1:55.482 (3)	92.55	0.635	13:16:48.716

P3 800 U		Morgan CREASEY		Suzuki GSXR 1000 K7 - Warics Ltd		
IDEAL LAP TIME : 1:57.590		BEST LAP TIME : 1:57.771		DIFFERENCE : 0.181		
LAP	SECTOR 1	SECTOR 2	LAP TIME	MPH	DIFF	TIME OF DAY
1 -		39.074	2:02.823	87.01	5.052	13:07:11.029
2 -	1:18.516	39.255	1:57.771 (1)	90.75		13:09:08.800
3 -	1:18.746	39.314	1:58.060 (2)	90.53	0.289	13:11:06.860
4 -	1:19.684	39.357	1:59.041 (3)	89.78	1.270	13:13:05.901
5 -	1:33.285	39.512	2:12.797	80.48	15.026	13:15:18.698
6 -	1:19.561	39.579	1:59.140	89.71	1.369	13:17:17.838

P4 23 U		Justin ROSE		Yamaha R1 - J. Rose roofing services		
IDEAL LAP TIME : 2:00.226		BEST LAP TIME : 2:00.278		DIFFERENCE : 0.052		
LAP	SECTOR 1	SECTOR 2	LAP TIME	MPH	DIFF	TIME OF DAY
1 -		40.412	2:07.388	83.90	7.110	13:07:15.594
2 -	1:20.855	40.256	2:01.111	88.25	0.833	13:09:16.705
3 -	1:20.971	39.919	2:00.890 (2)	88.41	0.612	13:11:17.595
4 -	1:20.815	40.164	2:00.979 (3)	88.34	0.701	13:13:18.574
5 -	1:21.526	40.103	2:01.629	87.87	1.351	13:15:20.203
6 -	1:20.307	39.971	2:00.278 (1)	88.86		13:17:20.481

P5 19 U		Tyler DONOVAN		Kawasaki ZX10R - Tinder Corp		
IDEAL LAP TIME : 2:00.811		BEST LAP TIME : 2:01.005		DIFFERENCE : 0.194		
LAP	SECTOR 1	SECTOR 2	LAP TIME	MPH	DIFF	TIME OF DAY
1 -		40.207	2:06.993	84.16	5.988	13:07:15.199
2 -	1:21.058	39.972	2:01.030 (2)	88.30	0.025	13:09:16.229
3 -	1:20.887	40.118	2:01.005 (1)	88.32		13:11:17.234
4 -	1:20.839	40.503	2:01.342 (3)	88.08	0.337	13:13:18.576
5 -	1:21.420	40.134	2:01.554	87.92	0.549	13:15:20.130
6 -	1:22.088	40.380	2:02.468	87.27	1.463	13:17:22.598

P6 85 U		Clinton WOOD		Suzuki GSXR1000 - CLINTON WOOD		
IDEAL LAP TIME : 2:00.763		BEST LAP TIME : 2:01.064		DIFFERENCE : 0.301		
LAP	SECTOR 1	SECTOR 2	LAP TIME	MPH	DIFF	TIME OF DAY
1 -		40.331	2:06.202	84.68	5.138	13:07:14.408
2 -	1:20.432	40.632	2:01.064 (1)	88.28		13:09:15.472
3 -	1:20.728	40.375	2:01.103 (2)	88.25	0.039	13:11:16.575
4 -	1:21.162	40.770	2:01.932	87.65	0.868	13:13:18.507
5 -	1:22.060	40.635	2:02.695	87.11	1.631	13:15:21.202
6 -	1:21.099	40.712	2:01.811 (3)	87.74	0.747	13:17:23.013

BMCRC - MRO Championships 2024 - Rnd 6 @ Snetterton 300

BMCRC Thunderbike Ultra & Extreme

RACE 9 - SECTOR ANALYSIS



SECTOR 1 = FL to I1, SECTOR 2 = I1 to FL, DIFF = Difference To Personal Best Lap, P = Crossed Finish Line in Pit Lane, D = Time Disallowed

P7 78 U		Jamie THOMAS		Suzuki GSXR 1000 - Team RubyRacing		
IDEAL LAP TIME : 2:00.574		BEST LAP TIME : 2:00.612		DIFFERENCE : 0.038		
LAP	SECTOR 1	SECTOR 2	LAP TIME	MPH	DIFF	TIME OF DAY
1 -		40.664	2:08.271	83.32	7.659	13:07:16.477
2 -	1:21.217	40.577	2:01.794	87.75	1.182	13:09:18.271
3 -	1:20.776	39.876	2:00.652 (2)	88.58	0.040	13:11:18.923
4 -	1:20.814	39.798	2:00.612 (1)	88.61		13:13:19.535
5 -	1:21.157	40.685	2:01.842	87.72	1.230	13:15:21.377
6 -	1:21.180	40.596	2:01.776 (3)	87.76	1.164	13:17:23.153

P8 46 U		Simon GATES		Yamaha YZF R1 - T.A Roden LTD / Canine Plus Hydro		
IDEAL LAP TIME : 2:01.637		BEST LAP TIME : 2:01.921		DIFFERENCE : 0.284		
LAP	SECTOR 1	SECTOR 2	LAP TIME	MPH	DIFF	TIME OF DAY
1 -		40.538	2:07.923	83.55	6.002	13:07:16.129
2 -	1:21.099	40.822	2:01.921 (1)	87.66		13:09:18.050
3 -	1:21.991	41.184	2:03.175	86.77	1.254	13:11:21.225
4 -	1:21.621	40.639	2:02.260 (2)	87.42	0.339	13:13:23.485
5 -	1:21.822	40.942	2:02.764	87.06	0.843	13:15:26.249
6 -	1:21.998	40.752	2:02.750 (3)	87.07	0.829	13:17:28.999

P9 59 U		Andrew DENYER		Triumph 675 - me		
IDEAL LAP TIME : 2:01.956		BEST LAP TIME : 2:02.028		DIFFERENCE : 0.072		
LAP	SECTOR 1	SECTOR 2	LAP TIME	MPH	DIFF	TIME OF DAY
1 -		41.020	2:10.064	82.17	8.036	13:07:18.270
2 -	1:22.213	40.958	2:03.171 (3)	86.77	1.143	13:09:21.441
3 -	1:21.926	40.482	2:02.408 (2)	87.31	0.380	13:11:23.849
4 -	1:21.474	40.554	2:02.028 (1)	87.58		13:13:25.877
5 -	1:33.730	41.248	2:14.978	79.18	12.950	13:15:40.855
6 -	1:22.460	41.311	2:03.771	86.35	1.743	13:17:44.626

P10 77 E		David MAY		Suzuki GSXR 750 K1 - Orchard cooling/ team Silver Arrows		
IDEAL LAP TIME : 2:04.355		BEST LAP TIME : 2:04.708		DIFFERENCE : 0.353		
LAP	SECTOR 1	SECTOR 2	LAP TIME	MPH	DIFF	TIME OF DAY
1 -		41.246	2:10.830	81.69	6.122	13:07:19.036
2 -	1:23.791	42.078	2:05.869 (2)	84.91	1.161	13:09:24.905
3 -	1:24.909	41.805	2:06.714	84.34	2.006	13:11:31.619
4 -	1:24.110	42.202	2:06.312 (3)	84.61	1.604	13:13:37.931
5 -	1:24.839	41.660	2:06.499	84.49	1.791	13:15:44.430
6 -	1:23.109	41.599	2:04.708 (1)	85.70		13:17:49.138

P11 17 U		Jordan KILLWORTH		Yamaha R1 4C8 - Greenplant/BK/Rabbit		
IDEAL LAP TIME : 2:04.514		BEST LAP TIME : 2:04.514		DIFFERENCE : 0.000		
LAP	SECTOR 1	SECTOR 2	LAP TIME	MPH	DIFF	TIME OF DAY
1 -		42.093	2:12.550	80.63	8.036	13:07:20.756
2 -	1:23.922	42.343	2:06.265	84.64	1.751	13:09:27.021
3 -	1:23.884	41.994	2:05.878 (3)	84.90	1.364	13:11:32.899
4 -	1:23.530	42.089	2:05.619 (2)	85.08	1.105	13:13:38.518
5 -	1:24.872	42.044	2:06.916	84.21	2.402	13:15:45.434
6 -	1:23.345	41.169	2:04.514 (1)	85.83		13:17:49.948

P12 4 U		Hayden KILLWORTH		Suzuki GSXR 1000 - GreenPlantUK - H11xy - Helmet City		
IDEAL LAP TIME : 2:04.528		BEST LAP TIME : 2:04.528		DIFFERENCE : 0.000		
LAP	SECTOR 1	SECTOR 2	LAP TIME	MPH	DIFF	TIME OF DAY
1 -		42.067	2:14.147	79.67	9.619	13:07:22.353
2 -	1:23.364	41.926	2:05.290 (2)	85.30	0.762	13:09:27.643
3 -	1:24.145	41.796	2:05.941	84.86	1.413	13:11:33.584
4 -	1:23.886	41.783	2:05.669 (3)	85.04	1.141	13:13:39.253
5 -	1:24.641	41.978	2:06.619	84.41	2.091	13:15:45.872
6 -	1:23.247	41.281	2:04.528 (1)	85.82		13:17:50.400

BMCRC - MRO Championships 2024 - Rnd 6 @ Snetterton 300

BMCRC Thunderbike Ultra & Extreme

RACE 9 - SECTOR ANALYSIS



SECTOR 1 = FL to I1, SECTOR 2 = I1 to FL, DIFF = Difference To Personal Best Lap, P = Crossed Finish Line in Pit Lane, D = Time Disallowed

P13 33 E		Mark BISWELL		Yamaha FZR600R - Bizzle Bikesport		
IDEAL LAP TIME : 2:04.123		BEST LAP TIME : 2:04.472		DIFFERENCE : 0.349		
LAP	SECTOR 1	SECTOR 2	LAP TIME	MPH	DIFF	TIME OF DAY
1 -		42.522	2:16.420	78.34	11.948	13:07:24.626
2 -	1:23.012	41.769	2:04.781 (2)	85.65	0.309	13:09:29.407
3 -	1:22.940	41.532	2:04.472 (1)	85.86		13:11:33.879
4 -	1:23.066	41.916	2:04.982 (3)	85.51	0.510	13:13:38.861
5 -	1:23.917	43.201	2:07.118	84.08	2.646	13:15:45.979
6 -	1:23.907	41.183	2:05.090	85.44	0.618	13:17:51.069

P14 169 U		Cory SMITH		Suzuki K1 1000 -		
IDEAL LAP TIME : 2:04.769		BEST LAP TIME : 2:05.113		DIFFERENCE : 0.344		
LAP	SECTOR 1	SECTOR 2	LAP TIME	MPH	DIFF	TIME OF DAY
1 -		41.762	2:13.614	79.99	8.501	13:07:21.820
2 -	1:23.373	42.044	2:05.417 (2)	85.22	0.304	13:09:27.237
3 -	1:23.007	42.106	2:05.113 (1)	85.42		13:11:32.350
4 -	1:23.707	42.632	2:06.339	84.59	1.226	13:13:38.689
5 -	1:25.498	42.216	2:07.714	83.68	2.601	13:15:46.403
6 -	1:23.917	42.149	2:06.066 (3)	84.78	0.953	13:17:52.469

P15 48 E		Shaun WALLIS		Yamaha R6 (X) - MBC Despatch Racing		
IDEAL LAP TIME : 2:05.516		BEST LAP TIME : 2:05.689		DIFFERENCE : 0.173		
LAP	SECTOR 1	SECTOR 2	LAP TIME	MPH	DIFF	TIME OF DAY
1 -		42.726	2:14.506	79.46	8.817	13:07:22.712
2 -	1:24.358	42.443	2:06.801	84.29	1.112	13:09:29.513
3 -	1:23.881	41.817	2:05.698 (2)	85.02	0.009	13:11:35.211
4 -	1:23.740	41.949	2:05.689 (1)	85.03		13:13:40.900
5 -	1:24.013	42.067	2:06.080	84.77	0.391	13:15:46.980
6 -	1:23.699	42.180	2:05.879 (3)	84.90	0.190	13:17:52.859

P16 114 U		Richard BATE		Yamaha R1 - TEAM PSR		
IDEAL LAP TIME : 2:09.501		BEST LAP TIME : 2:09.501		DIFFERENCE : 0.000		
LAP	SECTOR 1	SECTOR 2	LAP TIME	MPH	DIFF	TIME OF DAY
1 -		44.580	2:19.907	76.39	10.406	13:07:28.113
2 -	1:27.694	44.677	2:12.371	80.74	2.870	13:09:40.484
3 -	1:27.059	44.541	2:11.600	81.21	2.099	13:11:52.084
4 -	1:26.995	44.505	2:11.500 (3)	81.27	1.999	13:14:03.584
5 -	1:26.111	43.704	2:09.815 (2)	82.33	0.314	13:16:13.399
6 -	1:25.929	43.572	2:09.501 (1)	82.53		13:18:22.900

P17 21 U		Danny BRENNAN		Suzuki GSXR 1000 -		
IDEAL LAP TIME : 2:10.136		BEST LAP TIME : 2:10.165		DIFFERENCE : 0.029		
LAP	SECTOR 1	SECTOR 2	LAP TIME	MPH	DIFF	TIME OF DAY
1 -		44.086	2:17.250	77.87	7.085	13:07:25.456
2 -	1:28.289	43.911	2:12.200	80.84	2.035	13:09:37.656
3 -	1:27.966	44.230	2:12.196 (3)	80.85	2.031	13:11:49.852
4 -	1:28.245	44.817	2:13.062	80.32	2.897	13:14:02.914
5 -	1:27.481	43.381	2:10.862 (2)	81.67	0.697	13:16:13.776
6 -	1:26.755	43.410	2:10.165 (1)	82.11		13:18:23.941

P18 51 E		Paul BEESLEY		Aprilia MILLIE RSV -		
IDEAL LAP TIME : 2:10.838		BEST LAP TIME : 2:10.838		DIFFERENCE : 0.000		
LAP	SECTOR 1	SECTOR 2	LAP TIME	MPH	DIFF	TIME OF DAY
1 -		44.476	2:20.043	76.31	9.205	13:07:28.249
2 -	1:27.148	43.690	2:10.838 (1)	81.68		13:09:39.087
3 -	1:27.961	44.450	2:12.411 (3)	80.71	1.573	13:11:51.498
4 -	1:29.049	44.265	2:13.314	80.17	2.476	13:14:04.812
5 -	1:27.999	43.901	2:11.900 (2)	81.03	1.062	13:16:16.712
6 -	1:28.325	45.333	2:13.658	79.96	2.820	13:18:30.370

BMCRC - MRO Championships 2024 - Rnd 6 @ Snetterton 300

BMCRC Thunderbike Ultra & Extreme

RACE 9 - SECTOR ANALYSIS



SECTOR 1 = FL to I1, SECTOR 2 = I1 to FL, DIFF = Difference To Personal Best Lap, P = Crossed Finish Line in Pit Lane, D = Time Disallowed

P19 89 E		Daryl SKINNS		Suzuki GSXR 750 - Indoor Climate Systems UK LTD		
IDEAL LAP TIME : 2:13.317		BEST LAP TIME : 2:13.564		DIFFERENCE : 0.247		
LAP	SECTOR 1	SECTOR 2	LAP TIME	MPH	DIFF	TIME OF DAY
1 -		44.176	2:21.945	75.29	8.381	13:07:30.151
2 -	1:29.439	44.486	2:13.925 (2)	79.80	0.361	13:09:44.076
3 -	1:29.141	44.423	2:13.564 (1)	80.02		13:11:57.640
4 -	1:31.659	45.274	2:16.933	78.05	3.369	13:14:14.573
5 -	1:29.986	44.490	2:14.476 (3)	79.47	0.912	13:16:29.049
6 -	1:29.365	45.879	2:15.244	79.02	1.680	13:18:44.293

P20 117 U		Raymond STAGG		Suzuki GSXR 750 -		
IDEAL LAP TIME : 2:04.648		BEST LAP TIME : 2:04.648		DIFFERENCE : 0.000		
LAP	SECTOR 1	SECTOR 2	LAP TIME	MPH	DIFF	TIME OF DAY
1 -		42.131	2:12.866	80.44	8.218	13:07:21.072
2 -	1:23.144	42.386	2:05.530 (2)	85.14	0.882	13:09:26.602
3 -	1:22.691	41.957	2:04.648 (1)	85.74		13:11:31.250
4 -	1:23.727	43.220	2:06.947 (3)	84.19	2.299	13:13:38.197
5 -	1:23.832	43.531	2:07.363	83.91	2.715	13:15:45.560

P21 373 U		Robert EAGLING		Suzuki GSXR1000 -		
IDEAL LAP TIME : 2:08.507		BEST LAP TIME : 2:08.524		DIFFERENCE : 0.017		
LAP	SECTOR 1	SECTOR 2	LAP TIME	MPH	DIFF	TIME OF DAY
1 -		42.902	2:17.314	77.83	8.790	13:07:25.520
2 -	1:25.966	43.523	2:09.489 (2)	82.54	0.965	13:09:35.009
3 -	1:25.605	42.919	2:08.524 (1)	83.16		13:11:43.533

P22 20 U		Connor SWYER		Suzuki GSXR 1000 K6 - WSC Performace & lleithyr farm & dad		
IDEAL LAP TIME : 2:08.913		BEST LAP TIME :		DIFFERENCE :		
LAP	SECTOR 1	SECTOR 2	LAP TIME	MPH	DIFF	TIME OF DAY
1 -		42.934	2:16.358	78.38		13:07:24.564

BMCRC - MRO Championships 2024 - Rnd 6 @ Snetterton 300

BMCRC Thunderbike Ultra & Extreme

RACE 9 - BEST SECTORS

SECTOR 1			SECTOR 2			IDEAL / BEST COMPARISON						
POS	NO	NAME	TIME	NO	NAME	TIME	POS	NO	NAME	IDEAL	BEST	DIFF
									PERFECT LAP	1:54.368		
1	5	SMITH	1:16.419	99	BUTTERWORTH	37.949	1	5	SMITH	1:54.721	1:54.847	0.126
2	99	BUTTERWORTH	1:17.194	5	SMITH	38.302	2	99	BUTTERWORTH	1:55.143	1:55.324	0.181
3	800	CREASEY	1:18.516	800	CREASEY	39.074	3	800	CREASEY	1:57.590	1:57.771	0.181
4	23	ROSE	1:20.307	78	THOMAS	39.798	4	23	ROSE	2:00.226	2:00.278	0.052
5	85	WOOD	1:20.432	23	ROSE	39.919	5	78	THOMAS	2:00.574	2:00.612	0.038
6	78	THOMAS	1:20.776	19	DONOVAN	39.972	6	85	WOOD	2:00.763	2:01.064	0.301
7	19	DONOVAN	1:20.839	85	WOOD	40.331	7	19	DONOVAN	2:00.811	2:01.005	0.194
8	46	GATES	1:21.099	59	DENYER	40.482	8	46	GATES	2:01.637	2:01.921	0.284
9	59	DENYER	1:21.474	46	GATES	40.538	9	59	DENYER	2:01.956	2:02.028	0.072
10	117	STAGG	1:22.691	17	KILLWORTH	41.169	10	33	BISWELL	2:04.123	2:04.472	0.349
11	33	BISWELL	1:22.940	33	BISWELL	41.183	11	77	MAY	2:04.355	2:04.708	0.353
12	169	SMITH	1:23.007	77	MAY	41.246	12	17	KILLWORTH	2:04.514	2:04.514	0.000
13	77	MAY	1:23.109	4	KILLWORTH	41.281	13	4	KILLWORTH	2:04.528	2:04.528	0.000
14	4	KILLWORTH	1:23.247	169	SMITH	41.762	14	117	STAGG	2:04.648	2:04.648	0.000
15	17	KILLWORTH	1:23.345	48	WALLIS	41.817	15	169	SMITH	2:04.769	2:05.113	0.344
16	48	WALLIS	1:23.699	117	STAGG	41.957	16	48	WALLIS	2:05.516	2:05.689	0.173
17	373	EAGLING	1:25.605	373	EAGLING	42.902	17	373	EAGLING	2:08.507	2:08.524	0.017
18	114	BATE	1:25.929	20	SWYER	42.934	18	20	SWYER	2:08.913		
19	20	SWYER	1:25.979	21	BRENNAN	43.381	19	114	BATE	2:09.501	2:09.501	0.000
20	21	BRENNAN	1:26.755	114	BATE	43.572	20	21	BRENNAN	2:10.136	2:10.165	0.029
21	51	BEESLEY	1:27.148	51	BEESLEY	43.690	21	51	BEESLEY	2:10.838	2:10.838	0.000
22	89	SKINNS	1:29.141	89	SKINNS	44.176	22	89	SKINNS	2:13.317	2:13.564	0.247

BMCRC - MRO Championships 2024 - Rnd 6 @ Snetterton 300

BMCRC Thunderbike Ultra & Extreme

RACE 9 - STATISTICS

Competitors Started 22
Planned Start 2024-09-01 @ 12:41:00.000
Actual Start 2024-09-01 @ 13:05:08.205
Finish Time 2024-09-01 @ 13:16:48.269
Track Length 2.9689mi.
Total Laps 123
Total Distance Covered 365.1761mi.

Session Fastest Lap History

NO	CL	NAME	LAP TIME	TIME OF DAY	LAP	VEHICLE
5	U	Kieran SMITH	1:54.847	13:09:05.094	2	Suzuki GSXR 1000 K1

Session Leader History

NO	CL	NAME	FROM LAP	LAPS LED	DISTANCE	VEHICLE
99	U	Steven BUTTERWORTH	1	1	2.96 miles	Yamaha R1
5	U	Kieran SMITH	2	3	8.90 miles	Suzuki GSXR 1000 K1
99	U	Steven BUTTERWORTH	5	2	5.93 miles	Yamaha R1

Flag History

TYPE	TIME OF DAY
GREEN	13:05:08.205
FINISH	13:16:48.269

Flag Statistics

TYPE	COUNT	TOTAL LAPS	TOTAL TIME
Green	1	6	13:43.185
Red	0	0	0.000
Safety Car	0	0	0.000
FCY	0	0	0.000

BMCRC - MRO Championships 2024 - Rnd 6 @ Snetterton 300

BMCRC Thunderbike Ultra & Extreme

RACE 9 - STATISTICS

CLASS : E

5 Starters

Fastest Lap History

NO	NAME	LAP TIME	TIME OF DAY	LAP	VEHICLE
77	David MAY	2:05.869	13:09:24.908	2	Suzuki GSXR 750 K1
33	Mark BISWELL	2:04.781	13:09:29.411	2	Yamaha FZR600R
33	Mark BISWELL	2:04.472	13:11:33.883	3	Yamaha FZR600R

Leader History

NO	NAME	FROM LAP	LAPS LED	DISTANCE	VEHICLE
77	David MAY	1	6	17.81 miles	Suzuki GSXR 750 K1

BMCRC - MRO Championships 2024 - Rnd 6 @ Snetterton 300

BMCRC Thunderbike Ultra & Extreme

RACE 9 - STATISTICS

CLASS : U

17 Starters

Fastest Lap History

NO	NAME	LAP TIME	TIME OF DAY	LAP	VEHICLE
5	Kieran SMITH	1:54.847	13:09:05.094	2	Suzuki GSXR 1000 K1

Leader History

NO	NAME	FROM LAP	LAPS LED	DISTANCE	VEHICLE
99	Steven BUTTERWORTH	1	1	2.96 miles	Yamaha R1
5	Kieran SMITH	2	3	8.90 miles	Suzuki GSXR 1000 K1
99	Steven BUTTERWORTH	5	2	5.93 miles	Yamaha R1



BMCRC - MRO Championships 2024 - Rnd 6 @ Snetterton 300

BMCRC Thunderbike Ultra & Extreme

RACE 17 - GRID (7 Laps)

ROW 10	28	54	Andrew SAUNDERS									
ROW 9	27	87	Ben DOOLAN	26	37	Ricky WOODS	25	80	Mark OVEL			
ROW 8	24	112	Scott WEST	23	7	Darren TAYLOR	22	89	Daryl SKINNS	2:13.564		
ROW 7	21	51	Paul BEESLEY	2:10.838	20	20	Connor SWYER	19	21	Danny BRENNAN	2:10.165	
ROW 6	18	114	Richard BATE	2:09.501	17	373	Robert EAGLING	2:08.524	16	48	Shaun WALLIS	2:05.689
ROW 5	15	169	Cory SMITH	2:05.113	14	77	David MAY	2:04.708	13	117	Raymond STAGG	2:04.648
ROW 4	12	4	Hayden KILLWORTH	2:04.528	11	17	Jordan KILLWORTH	2:04.514	10	33	Mark BISWELL	2:04.472
ROW 3	9	59	Andrew DENYER	2:02.028	8	46	Simon GATES	2:01.921	7	85	Clinton WOOD	2:01.064
ROW 2	6	19	Tyler DONOVAN	2:01.005	5	78	Jamie THOMAS	2:00.612	4	23	Justin ROSE	2:00.278
ROW 1	3	800	Morgan CREASEY	1:57.771	2	99	Steven BUTTERWORTH	1:55.324	1	5	Kieran SMITH	1:54.847
Pole												

These results are provisional until the conclusion of any judicial and technical matters.

Snetterton 300: 2.9689 miles

Clerk Of Course:	Stewards:	Timekeeper:	<i>Craig Smith</i>	
------------------	-----------	-------------	--------------------	--

Results can be found at www.tsl-timing.com

Printed - 13:21 Sunday, 01 September 2024





BMCRC - MRO Championships 2024 - Rnd 6 @ Snetterton 300

BMCRC Thunderbike Ultra & Extreme

RACE 17 - CLASSIFICATION

Race Distance: 7 Laps / 20.78 miles

POS	NO	CL	PIC	NAME	ENTRY	LAPS	TIME	GAP	DIFF	MPH	BEST	ON	GRD	↑↓
1	99	U	1	Steven BUTTERWORTH	Yamaha R1 -	7	13:39.882			91.25	1:55.778	5	2	1
2	5	U	2	Kieran SMITH	Suzuki GSXR 1000 K1 -	7	13:48.054	8.172	8.172	90.35	1:55.390	4	1	-1
3	800	U	3	Morgan CREASEY	Suzuki GSXR 1000 K7 - Warics Ltd	7	14:05.407	25.525	17.353	88.49	1:58.741	6	3	0
4	78	U	4	Jamie THOMAS	Suzuki GSXR 1000 - Team RubyRacing	7	14:16.519	36.637	11.112	87.34	1:59.982	4	5	1
5	23	U	5	Justin ROSE	Yamaha R1 - J. Rose roofing services	7	14:21.792	41.910	5.273	86.81	2:01.539	7	4	-1
6	19	U	6	Tyler DONOVAN	Kawasaki ZX10R - Tinder Corp	7	14:22.610	42.728	0.818	86.73	2:02.087	4	6	0
7	85	U	7	Clinton WOOD	Suzuki GSXR1000 - CLINTON WOOD	7	14:23.353	43.471	0.743	86.65	2:01.871	5	7	0
8	46	U	8	Simon GATES	Yamaha YZF R1 - T.A Roden LTD / Canine Plus Hydro	7	14:27.959	48.077	4.606	86.19	2:02.202	4	8	0
9	59	U	9	Andrew DENYER	Triumph 675 - me	7	14:29.008	49.126	1.049	86.09	2:02.488	4	9	0
10	77	E	1	David MAY	Suzuki GSXR 750 K1 - Orchard cooling/ team Silver Arrows	7	14:39.127	59.245	10.119	85.10	2:02.891	6	14	4
11	33	E	2	Mark BISWELL	Yamaha FZR600R - Bizzle Bikesport	7	14:40.125	1:00.243	0.998	85.00	2:04.228	6	10	-1
12	4	U	10	Hayden KILLWORTH	Suzuki GSXR 1000 - GreenPlantUK - H11xy - Helmet City	7	14:42.712	1:02.830	2.587	84.75	2:02.943	7	12	0
13	17	U	11	Jordan KILLWORTH	Yamaha R1 4C8 - Greenplant/BK/Rabbit	7	14:42.897	1:03.015	0.185	84.73	2:03.122	7	11	-2
14	48	E	3	Shaun WALLIS	Yamaha R6 (X) - MBC Despatch Racing	7	14:51.274	1:11.392	8.377	83.94	2:05.719	2	16	2
15	169	U	12	Cory SMITH	Suzuki K1 1000 -	7	15:07.587	1:27.705	16.313	82.43	2:06.844	2	15	0
16	373	U	13	Robert EAGLING	Suzuki GSXR1000 -	7	15:09.458	1:29.576	1.871	82.26	2:08.044	6	17	1
17	89	E	4	Daryl SKINNS	Suzuki GSXR 750 - Indoor Climate Systems UK LTD	7	15:50.855	2:10.973	41.397	78.68	2:13.002	6	22	5

NOT CLASSIFIED

DNF	117	U		Raymond STAGG	Suzuki GSXR 750 -	5	10:33.928	2 Laps	2 Laps	84.30	2:04.268	5	13	
DNF	21	U		Danny BRENNAN	Suzuki GSXR 1000 -	1	2:23.110	6 Laps	4 Laps	74.68			19	
DNF	37	E		Ricky WOODS	Suzuki GSXR 750 - Emma Woods	1	2:25.024	6 Laps	1.914	73.69			26	

FASTEST LAP

	5	U		Kieran SMITH	Suzuki GSXR 1000 K1 -	4	1:55.390			92.62 mph			149.06 kph	
	77	E		David MAY	Suzuki GSXR 750 K1 - Orchard cooling/ team Silver Arrows	6	2:02.891			86.97 mph			139.96 kph	

Comments:

Class U - 92.5% of Race Speed = 84.40 mph
 Class E - 92.5% of Race Speed = 78.71 mph

Weather / Track : Cloudy / Dry

Date: 01/09/2024 Start: 16:43 Finish: 16:56
 Snetterton 300: 2.9689 miles

These results are provisional until the conclusion of any judicial and technical matters.

Clerk Of Course:	Stewards:	Timekeeper:	<i>Craig Smith</i>	
------------------	-----------	-------------	--------------------	--

Results can be found at www.tsl-timing.com

Printed - 16:59 Sunday, 01 September 2024



BMCRC - MRO Championships 2024 - Rnd 6 @ Snetterton 300

BMCRC Thunderbike Ultra & Extreme

RACE 17 - LAP CHART

LAP 1 @ 16:45:16.222

NO	BEHIND	LAP TIME
5		2:02.487
99	1.601	2:04.088
800	2.767	2:05.254
19	4.913	2:07.400
23	5.650	2:08.137
85	6.254	2:08.741
59	7.872	2:10.359
78	8.011	2:10.498
33	8.230	2:10.717
46	9.316	2:11.803
17	9.854	2:12.341
77	10.357	2:12.844
4	10.420	2:12.907
117	11.201	2:13.688
169	12.580	2:15.067
48	12.953	2:15.440
373	13.984	2:16.471
21	20.623	2:23.110
89	21.926	2:24.413
37	22.537	2:25.024

LAP 2 @ 16:47:12.283

NO	BEHIND	LAP TIME
5		1:56.061
99	1.331	1:55.791
800	6.722	2:00.016
19	11.221	2:02.369
23	12.680	2:03.091
78	13.129	2:01.179
85	13.702	2:03.509
59	15.294	2:03.483
46	16.322	2:03.067
33	16.548	2:04.379
4	19.217	2:04.858
17	20.131	2:06.338
77	20.446	2:06.150
117	20.521	2:05.381
48	22.611	2:05.719
169	23.363	2:06.844
373	27.232	2:09.309
89	41.241	2:15.376

LAP 3 @ 16:49:07.711

NO	BEHIND	LAP TIME
5		1:55.428
99	1.762	1:55.859
800	12.347	2:01.053
19	18.438	2:02.645
78	18.516	2:00.815
23	19.529	2:02.277
85	20.762	2:02.488
59	23.228	2:03.362
46	23.499	2:02.605
33	26.029	2:04.909
117	30.147	2:05.054
4	30.411	2:06.622
77	30.834	2:05.816
17	30.901	2:06.198
48	33.098	2:05.915
169	37.422	2:09.487
373	40.783	2:08.979
89	1:00.309	2:14.496

LAP 4 @ 16:51:03.101

NO	BEHIND	LAP TIME
5		1:55.390
99	2.330	1:55.958
800	16.992	2:00.035
78	23.108	1:59.982
19	25.135	2:02.087
23	25.993	2:01.854
85	27.266	2:01.894
46	30.311	2:02.202
59	30.326	2:02.488
33	36.224	2:05.585
77	39.829	2:04.385
4	40.241	2:05.220
117	40.294	2:05.537
17	40.663	2:05.152
48	43.445	2:05.737
169	51.887	2:09.855
373	54.570	2:09.177
89	1:18.475	2:13.556

LAP 5 @ 16:52:59.352

NO	BEHIND	LAP TIME
5		1:56.251
99	1.857	1:55.778
800	20.144	1:59.403
78	27.760	2:00.903
19	31.454	2:02.570
23	31.923	2:02.181
85	32.886	2:01.871
59	36.815	2:02.740
46	36.986	2:02.926
33	44.916	2:04.943
77	47.395	2:03.817
117	48.311	2:04.268
4	48.688	2:04.698
17	49.308	2:04.896
48	53.383	2:06.189
169	1:05.477	2:09.841
373	1:07.037	2:08.718
89	1:37.952	2:15.728

LAP 6 @ 16:54:57.358

NO	BEHIND	LAP TIME
99		1:56.149
5	0.725	1:58.731
800	20.879	1:58.741
78	31.555	2:01.801
19	36.471	2:03.023
23	36.630	2:02.713
85	37.112	2:02.232
59	41.695	2:02.886
46	41.716	2:02.736
33	51.138	2:04.228
77	52.280	2:02.891
4	56.146	2:05.464
17	56.152	2:04.850
48	1:01.712	2:06.335
169	1:15.799	2:08.328
373	1:17.075	2:08.044
89	1:52.948	2:13.002

LAP 7 @ 16:56:53.617

NO	BEHIND	LAP TIME
99		1:56.259
5	8.172	2:03.706
800	25.525	2:00.905
78	36.637	2:01.341
23	41.910	2:01.539
19	42.728	2:02.516
85	43.471	2:02.618
46	48.077	2:02.620
59	49.126	2:03.690
77	59.245	2:03.224
33	1:00.243	2:05.364
4	1:02.830	2:02.943
17	1:03.015	2:03.122
48	1:11.392	2:05.939
169	1:27.705	2:08.165
373	1:29.576	2:08.760
89	2:10.973	2:14.284

BMCRC - MRO Championships 2024 - Rnd 6 @ Snetterton 300

BMCRC Thunderbike Ultra & Extreme

RACE 17 - POSITION CHART

No	Name	Lap Pos	Lap						
			1	2	3	4	5	6	7
5	SMITH	1	5	5	5	5	5	99	99
99	BUTTERWORTH	2	99	99	99	99	99	5	5
800	CREASEY	3	800	800	800	800	800	800	800
23	ROSE	4	19	19	19	78	78	78	78
78	THOMAS	5	23	23	78	19	19	19	23
19	DONOVAN	6	85	78	23	23	23	23	19
85	WOOD	7	59	85	85	85	85	85	85
46	GATES	8	78	59	59	46	59	59	46
59	DENYER	9	33	46	46	59	46	46	59
33	BISWELL	10	46	33	33	33	33	33	77
17	KILLWORTH	11	17	4	117	77	77	77	33
4	KILLWORTH	12	77	17	4	4	117	4	4
117	STAGG	13	4	77	77	117	4	17	17
77	MAY	14	117	117	17	17	17	48	48
169	SMITH	15	169	48	48	48	48	169	169
48	WALLIS	16	48	169	169	169	169	373	373
373	EAGLING	17	373	373	373	373	373	89	89
21	BRENNAN	18	21	89	89	89	89		
89	SKINNS	19	89						
37	WOODS	20	37						

BMCRC - MRO Championships 2024 - Rnd 6 @ Snetterton 300

BMCRC Thunderbike Ultra & Extreme

RACE 17 - SECTOR ANALYSIS



SECTOR 1 = FL to I1, SECTOR 2 = I1 to FL, DIFF = Difference To Personal Best Lap, P = Crossed Finish Line in Pit Lane, D = Time Disallowed

P1 99 U Steven BUTTERWORTH		Yamaha R1 -				
IDEAL LAP TIME : 1:55.502		BEST LAP TIME : 1:55.778		DIFFERENCE : 0.276		
LAP	SECTOR 1	SECTOR 2	LAP TIME	MPH	DIFF	TIME OF DAY
1 -		38.225	2:04.088	86.13	8.310	16:45:17.823
2 -	1:17.554	38.237	1:55.791 (2)	92.30	0.013	16:47:13.614
3 -	1:17.854	38.005	1:55.859 (3)	92.25	0.081	16:49:09.473
4 -	1:17.643	38.315	1:55.958	92.17	0.180	16:51:05.431
5 -	1:17.727	38.051	1:55.778 (1)	92.31		16:53:01.209
6 -	1:17.497	38.652	1:56.149	92.02	0.371	16:54:57.358
7 -	1:17.726	38.533	1:56.259	91.93	0.481	16:56:53.617

P2 5 U Kieran SMITH		Suzuki GSXR 1000 K1 -				
IDEAL LAP TIME : 1:55.146		BEST LAP TIME : 1:55.390		DIFFERENCE : 0.244		
LAP	SECTOR 1	SECTOR 2	LAP TIME	MPH	DIFF	TIME OF DAY
1 -		38.826	2:02.487	87.25	7.097	16:45:16.222
2 -	1:17.378	38.683	1:56.061 (3)	92.09	0.671	16:47:12.283
3 -	1:17.135	38.293	1:55.428 (2)	92.59	0.038	16:49:07.711
4 -	1:16.853	38.537	1:55.390 (1)	92.62		16:51:03.101
5 -	1:17.406	38.845	1:56.251	91.93	0.861	16:52:59.352
6 -	1:18.442	40.289	1:58.731	90.01	3.341	16:54:58.083
7 -	1:22.297	41.409	2:03.706	86.39	8.316	16:57:01.789

P3 800 U Morgan CREASEY		Suzuki GSXR 1000 K7 - Warics Ltd				
IDEAL LAP TIME :		BEST LAP TIME : 1:58.741		DIFFERENCE :		
LAP	SECTOR 1	SECTOR 2	LAP TIME	MPH	DIFF	TIME OF DAY
1 -			2:05.254	85.33	6.513	16:45:18.989
2 -			2:00.016 (3)	89.05	1.275	16:47:19.005
3 -			2:01.053	88.29	2.312	16:49:20.058
4 -			2:00.035	89.04	1.294	16:51:20.093
5 -			1:59.403 (2)	89.51	0.662	16:53:19.496
6 -			1:58.741 (1)	90.01		16:55:18.237
7 -			2:00.905	88.40	2.164	16:57:19.142

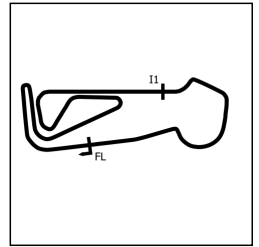
P4 78 U Jamie THOMAS		Suzuki GSXR 1000 - Team RubyRacing				
IDEAL LAP TIME : 1:59.977		BEST LAP TIME : 1:59.982		DIFFERENCE : 0.005		
LAP	SECTOR 1	SECTOR 2	LAP TIME	MPH	DIFF	TIME OF DAY
1 -		40.080	2:10.498	81.90	10.516	16:45:24.233
2 -	1:20.200	40.979	2:01.179	88.20	1.197	16:47:25.412
3 -	1:20.120	40.695	2:00.815 (2)	88.46	0.833	16:49:26.227
4 -	1:20.125	39.857	1:59.982 (1)	89.08		16:51:26.209
5 -	1:20.625	40.278	2:00.903 (3)	88.40	0.921	16:53:27.112
6 -	1:21.386	40.415	2:01.801	87.75	1.819	16:55:28.913
7 -	1:20.996	40.345	2:01.341	88.08	1.359	16:57:30.254

P5 23 U Justin ROSE		Yamaha R1 - J. Rose roofing services				
IDEAL LAP TIME : 2:01.522		BEST LAP TIME : 2:01.539		DIFFERENCE : 0.017		
LAP	SECTOR 1	SECTOR 2	LAP TIME	MPH	DIFF	TIME OF DAY
1 -		40.512	2:08.137	83.41	6.598	16:45:21.872
2 -	1:22.039	41.052	2:03.091	86.83	1.552	16:47:24.963
3 -	1:21.849	40.428	2:02.277	87.40	0.738	16:49:27.240
4 -	1:21.306	40.548	2:01.854 (2)	87.71	0.315	16:51:29.094
5 -	1:21.787	40.394	2:02.181 (3)	87.47	0.642	16:53:31.275
6 -	1:21.834	40.879	2:02.713	87.09	1.174	16:55:33.988
7 -	1:21.323	40.216	2:01.539 (1)	87.93		16:57:35.527

BMCRC - MRO Championships 2024 - Rnd 6 @ Snetterton 300

BMCRC Thunderbike Ultra & Extreme

RACE 17 - SECTOR ANALYSIS



SECTOR 1 = FL to I1, SECTOR 2 = I1 to FL, DIFF = Difference To Personal Best Lap, P = Crossed Finish Line in Pit Lane, D = Time Disallowed

P6		19 U		Tyler DONOVAN		Kawasaki ZX10R - Tinder Corp	
IDEAL LAP TIME : 2:02.087		BEST LAP TIME : 2:02.087		DIFFERENCE : 0.000			
LAP	SECTOR 1	SECTOR 2	LAP TIME	MPH	DIFF	TIME OF DAY	
1 -		40.475	2:07.400	83.89	5.313	16:45:21.135	
2 -	1:21.725	40.644	2:02.369 (2)	87.34	0.282	16:47:23.504	
3 -	1:21.857	40.788	2:02.645	87.14	0.558	16:49:26.149	
4 -	1:21.618	40.469	2:02.087 (1)	87.54		16:51:28.236	
5 -	1:21.900	40.670	2:02.570	87.19	0.483	16:53:30.806	
6 -	1:22.175	40.848	2:03.023	86.87	0.936	16:55:33.829	
7 -	1:22.043	40.473	2:02.516 (3)	87.23	0.429	16:57:36.345	

P7		85 U		Clinton WOOD		Suzuki GSXR1000 - CLINTON WOOD	
IDEAL LAP TIME : 2:01.867		BEST LAP TIME : 2:01.871		DIFFERENCE : 0.004			
LAP	SECTOR 1	SECTOR 2	LAP TIME	MPH	DIFF	TIME OF DAY	
1 -		40.652	2:08.741	83.01	6.870	16:45:22.476	
2 -	1:21.821	41.688	2:03.509	86.53	1.638	16:47:25.985	
3 -	1:21.495	40.993	2:02.488	87.25	0.617	16:49:28.473	
4 -	1:21.221	40.673	2:01.894 (2)	87.68	0.023	16:51:30.367	
5 -	1:21.225	40.646	2:01.871 (1)	87.69		16:53:32.238	
6 -	1:21.275	40.957	2:02.232 (3)	87.44	0.361	16:55:34.470	
7 -	1:21.741	40.877	2:02.618	87.16	0.747	16:57:37.088	

P8		46 U		Simon GATES		Yamaha YZF R1 - T.A Roden LTD / Canine Plus Hydro	
IDEAL LAP TIME : 2:01.906		BEST LAP TIME : 2:02.202		DIFFERENCE : 0.296			
LAP	SECTOR 1	SECTOR 2	LAP TIME	MPH	DIFF	TIME OF DAY	
1 -		41.095	2:11.803	81.09	9.601	16:45:25.538	
2 -	1:22.012	41.055	2:03.067	86.84	0.865	16:47:28.605	
3 -	1:21.710	40.895	2:02.605 (2)	87.17	0.403	16:49:31.210	
4 -	1:21.710	40.492	2:02.202 (1)	87.46		16:51:33.412	
5 -	1:22.350	40.576	2:02.926	86.94	0.724	16:53:36.338	
6 -	1:21.676	41.060	2:02.736	87.08	0.534	16:55:39.074	
7 -	1:21.414	41.206	2:02.620 (3)	87.16	0.418	16:57:41.694	

P9		59 U		Andrew DENYER		Triumph 675 - me	
IDEAL LAP TIME : 2:02.488		BEST LAP TIME : 2:02.488		DIFFERENCE : 0.000			
LAP	SECTOR 1	SECTOR 2	LAP TIME	MPH	DIFF	TIME OF DAY	
1 -		41.146	2:10.359	81.98	7.871	16:45:24.094	
2 -	1:22.571	40.912	2:03.483	86.55	0.995	16:47:27.577	
3 -	1:22.249	41.113	2:03.362	86.63	0.874	16:49:30.939	
4 -	1:21.867	40.621	2:02.488 (1)	87.25		16:51:33.427	
5 -	1:22.101	40.639	2:02.740 (2)	87.07	0.252	16:53:36.167	
6 -	1:21.934	40.952	2:02.886 (3)	86.97	0.398	16:55:39.053	
7 -	1:22.125	41.565	2:03.690	86.41	1.202	16:57:42.743	

P10		77 E		David MAY		Suzuki GSXR 750 K1 - Orchard cooling/ team Silver Arrows	
IDEAL LAP TIME : 2:02.698		BEST LAP TIME : 2:02.891		DIFFERENCE : 0.193			
LAP	SECTOR 1	SECTOR 2	LAP TIME	MPH	DIFF	TIME OF DAY	
1 -		41.456	2:12.844	80.45	9.953	16:45:26.579	
2 -	1:24.294	41.856	2:06.150	84.72	3.259	16:47:32.729	
3 -	1:23.483	42.333	2:05.816	84.95	2.925	16:49:38.545	
4 -	1:22.531	41.854	2:04.385	85.92	1.494	16:51:42.930	
5 -	1:22.886	40.931	2:03.817 (3)	86.32	0.926	16:53:46.747	
6 -	1:22.267	40.624	2:02.891 (1)	86.97		16:55:49.638	
7 -	1:22.074	41.150	2:03.224 (2)	86.73	0.333	16:57:52.862	

BMCRC - MRO Championships 2024 - Rnd 6 @ Snetterton 300

BMCRC Thunderbike Ultra & Extreme

RACE 17 - SECTOR ANALYSIS



SECTOR 1 = FL to I1, SECTOR 2 = I1 to FL, DIFF = Difference To Personal Best Lap, P = Crossed Finish Line in Pit Lane, D = Time Disallowed

P11 33 E		Mark BISWELL		Yamaha FZR600R - Bizzle Bikesport		
IDEAL LAP TIME : 2:03.953		BEST LAP TIME : 2:04.228		DIFFERENCE : 0.275		
LAP	SECTOR 1	SECTOR 2	LAP TIME	MPH	DIFF	TIME OF DAY
1 -		41.174	2:10.717	81.76	6.489	16:45:24.452
2 -	1:23.178	41.201	2:04.379 (2)	85.93	0.151	16:47:28.831
3 -	1:23.455	41.454	2:04.909 (3)	85.56	0.681	16:49:33.740
4 -	1:24.076	41.509	2:05.585	85.10	1.357	16:51:39.325
5 -	1:23.385	41.558	2:04.943	85.54	0.715	16:53:44.268
6 -	1:22.779	41.449	2:04.228 (1)	86.03		16:55:48.496
7 -	1:23.252	42.112	2:05.364	85.25	1.136	16:57:53.860

P12 4 U		Hayden KILLWORTH		Suzuki GSXR 1000 - GreenPlantUK - H11xy - Helmet City		
IDEAL LAP TIME : 2:02.943		BEST LAP TIME : 2:02.943		DIFFERENCE : 0.000		
LAP	SECTOR 1	SECTOR 2	LAP TIME	MPH	DIFF	TIME OF DAY
1 -		41.408	2:12.907	80.41	9.964	16:45:26.642
2 -	1:23.249	41.609	2:04.858 (3)	85.60	1.915	16:47:31.500
3 -	1:23.688	42.934	2:06.622	84.40	3.679	16:49:38.122
4 -	1:23.299	41.921	2:05.220	85.35	2.277	16:51:43.342
5 -	1:23.440	41.258	2:04.698 (2)	85.71	1.755	16:53:48.040
6 -	1:22.897	42.567	2:05.464	85.18	2.521	16:55:53.504
7 -	1:22.039	40.904	2:02.943 (1)	86.93		16:57:56.447

P13 17 U		Jordan KILLWORTH		Yamaha R1 4C8 - Greenplant/BK/Rabbit		
IDEAL LAP TIME : 2:03.122		BEST LAP TIME : 2:03.122		DIFFERENCE : 0.000		
LAP	SECTOR 1	SECTOR 2	LAP TIME	MPH	DIFF	TIME OF DAY
1 -		42.036	2:12.341	80.76	9.219	16:45:26.076
2 -	1:24.364	41.974	2:06.338	84.59	3.216	16:47:32.414
3 -	1:23.527	42.671	2:06.198	84.69	3.076	16:49:38.612
4 -	1:23.725	41.427	2:05.152	85.40	2.030	16:51:43.764
5 -	1:23.620	41.276	2:04.896 (3)	85.57	1.774	16:53:48.660
6 -	1:22.736	42.114	2:04.850 (2)	85.60	1.728	16:55:53.510
7 -	1:22.441	40.681	2:03.122 (1)	86.80		16:57:56.632

P14 48 E		Shaun WALLIS		Yamaha R6 (X) - MBC Despatch Racing		
IDEAL LAP TIME : 2:05.719		BEST LAP TIME : 2:05.719		DIFFERENCE : 0.000		
LAP	SECTOR 1	SECTOR 2	LAP TIME	MPH	DIFF	TIME OF DAY
1 -		42.503	2:15.440	78.91	9.721	16:45:29.175
2 -	1:23.868	41.851	2:05.719 (1)	85.01		16:47:34.894
3 -	1:23.941	41.974	2:05.915 (3)	84.88	0.196	16:49:40.809
4 -	1:23.885	41.852	2:05.737 (2)	85.00	0.018	16:51:46.546
5 -	1:24.238	41.951	2:06.189	84.69	0.470	16:53:52.735
6 -	1:23.945	42.390	2:06.335	84.60	0.616	16:55:59.070
7 -	1:23.932	42.007	2:05.939	84.86	0.220	16:58:05.009

P15 169 U		Cory SMITH		Suzuki K1 1000 -		
IDEAL LAP TIME : 2:06.844		BEST LAP TIME : 2:06.844		DIFFERENCE : 0.000		
LAP	SECTOR 1	SECTOR 2	LAP TIME	MPH	DIFF	TIME OF DAY
1 -		42.261	2:15.067	79.13	8.223	16:45:28.802
2 -	1:24.598	42.246	2:06.844 (1)	84.26		16:47:35.646
3 -	1:25.767	43.720	2:09.487	82.54	2.643	16:49:45.133
4 -	1:26.892	42.963	2:09.855	82.30	3.011	16:51:54.988
5 -	1:26.605	43.236	2:09.841	82.31	2.997	16:54:04.829
6 -	1:25.364	42.964	2:08.328 (3)	83.28	1.484	16:56:13.157
7 -	1:25.363	42.802	2:08.165 (2)	83.39	1.321	16:58:21.322

BMCRC - MRO Championships 2024 - Rnd 6 @ Snetterton 300

BMCRC Thunderbike Ultra & Extreme

RACE 17 - SECTOR ANALYSIS



SECTOR 1 = FL to I1, SECTOR 2 = I1 to FL, DIFF = Difference To Personal Best Lap, P = Crossed Finish Line in Pit Lane, D = Time Disallowed

P16 373 U		Robert EAGLING		Suzuki GSXR1000 -			
IDEAL LAP TIME : 2:08.044		BEST LAP TIME : 2:08.044		DIFFERENCE : 0.000			
LAP	SECTOR 1	SECTOR 2	LAP TIME	MPH	DIFF	TIME OF DAY	
1 -		42.497	2:16.471	78.31	8.427	16:45:30.206	
2 -	1:26.290	43.019	2:09.309	82.65	1.265	16:47:39.515	
3 -	1:26.186	42.793	2:08.979	82.86	0.935	16:49:48.494	
4 -	1:26.322	42.855	2:09.177	82.73	1.133	16:51:57.671	
5 -	1:25.953	42.765	2:08.718 (2)	83.03	0.674	16:54:06.389	
6 -	1:25.725	42.319	2:08.044 (1)	83.47		16:56:14.433	
7 -	1:25.816	42.944	2:08.760 (3)	83.00	0.716	16:58:23.193	

P17 89 E		Daryl SKINNS		Suzuki GSXR 750 - Indoor Climate Systems UK LTD			
IDEAL LAP TIME : 2:13.002		BEST LAP TIME : 2:13.002		DIFFERENCE : 0.000			
LAP	SECTOR 1	SECTOR 2	LAP TIME	MPH	DIFF	TIME OF DAY	
1 -		45.348	2:24.413	74.01	11.411	16:45:38.148	
2 -	1:30.882	44.494	2:15.376	78.95	2.374	16:47:53.524	
3 -	1:29.632	44.864	2:14.496	79.46	1.494	16:50:08.020	
4 -	1:29.070	44.486	2:13.556 (2)	80.02	0.554	16:52:21.576	
5 -	1:30.151	45.577	2:15.728	78.74	2.726	16:54:37.304	
6 -	1:28.673	44.329	2:13.002 (1)	80.36		16:56:50.306	
7 -	1:29.398	44.886	2:14.284 (3)	79.59	1.282	16:59:04.590	

P18 117 U		Raymond STAGG		Suzuki GSXR 750 -			
IDEAL LAP TIME : 2:04.089		BEST LAP TIME : 2:04.268		DIFFERENCE : 0.179			
LAP	SECTOR 1	SECTOR 2	LAP TIME	MPH	DIFF	TIME OF DAY	
1 -		41.836	2:13.688	79.94	9.420	16:45:27.423	
2 -	1:23.551	41.830	2:05.381 (3)	85.24	1.113	16:47:32.804	
3 -	1:22.460	42.594	2:05.054 (2)	85.46	0.786	16:49:37.858	
4 -	1:22.739	42.798	2:05.537	85.13	1.269	16:51:43.395	
5 -	1:22.639	41.629	2:04.268 (1)	86.00		16:53:47.663	

P19 21 U		Danny BRENNAN		Susuki GSXR 1000 -			
IDEAL LAP TIME : 2:18.818		BEST LAP TIME :		DIFFERENCE :			
LAP	SECTOR 1	SECTOR 2	LAP TIME	MPH	DIFF	TIME OF DAY	
1 -		45.240	2:23.110	74.68		16:45:36.845	

P20 37 E		Ricky WOODS		Suzuki GSXR 750 - Emma Woods			
IDEAL LAP TIME :		BEST LAP TIME :		DIFFERENCE :			
LAP	SECTOR 1	SECTOR 2	LAP TIME	MPH	DIFF	TIME OF DAY	
1 -		45.909	2:25.024	73.69		16:45:38.759	

BMCRC - MRO Championships 2024 - Rnd 6 @ Snetterton 300

BMCRC Thunderbike Ultra & Extreme

RACE 17 - BEST SECTORS

SECTOR 1			SECTOR 2			IDEAL / BEST COMPARISON						
POS	NO	NAME	TIME	NO	NAME	TIME	POS	NO	NAME	IDEAL	BEST	DIFF
									PERFECT LAP	1:54.858		
1	5	SMITH	1:16.853	99	BUTTERWORTH	38.005	1	5	SMITH	1:55.146	1:55.390	0.244
2	99	BUTTERWORTH	1:17.497	5	SMITH	38.293	2	99	BUTTERWORTH	1:55.502	1:55.778	0.276
3	78	THOMAS	1:20.120	78	THOMAS	39.857	3	78	THOMAS	1:59.977	1:59.982	0.005
4	85	WOOD	1:21.221	23	ROSE	40.216	4	23	ROSE	2:01.522	2:01.539	0.017
5	23	ROSE	1:21.306	19	DONOVAN	40.469	5	85	WOOD	2:01.867	2:01.871	0.004
6	46	GATES	1:21.414	46	GATES	40.492	6	46	GATES	2:01.906	2:02.202	0.296
7	19	DONOVAN	1:21.618	59	DENYER	40.621	7	19	DONOVAN	2:02.087	2:02.087	0.000
8	59	DENYER	1:21.867	77	MAY	40.624	8	59	DENYER	2:02.488	2:02.488	0.000
9	4	KILLWORTH	1:22.039	85	WOOD	40.646	9	77	MAY	2:02.698	2:02.891	0.193
10	77	MAY	1:22.074	17	KILLWORTH	40.681	10	4	KILLWORTH	2:02.943	2:02.943	0.000
11	17	KILLWORTH	1:22.441	4	KILLWORTH	40.904	11	17	KILLWORTH	2:03.122	2:03.122	0.000
12	117	STAGG	1:22.460	33	BISWELL	41.174	12	33	BISWELL	2:03.953	2:04.228	0.275
13	33	BISWELL	1:22.779	117	STAGG	41.629	13	117	STAGG	2:04.089	2:04.268	0.179
14	48	WALLIS	1:23.868	48	WALLIS	41.851	14	48	WALLIS	2:05.719	2:05.719	0.000
15	169	SMITH	1:24.598	169	SMITH	42.246	15	169	SMITH	2:06.844	2:06.844	0.000
16	373	EAGLING	1:25.725	373	EAGLING	42.319	16	373	EAGLING	2:08.044	2:08.044	0.000
17	89	SKINNS	1:28.673	89	SKINNS	44.329	17	89	SKINNS	2:13.002	2:13.002	0.000
18	21	BRENNAN	1:33.578	21	BRENNAN	45.240	18	21	BRENNAN	2:18.818		
19				37	WOODS	45.909	19	37	WOODS			
20							20	800	CREASEY		1:58.741	

BMCRC - MRO Championships 2024 - Rnd 6 @ Snetterton 300

BMCRC Thunderbike Ultra & Extreme

RACE 17 - STATISTICS

Competitors Started 20
Planned Start 2024-09-01 @ 16:55:00.000
Actual Start 2024-09-01 @ 16:43:13.734
Finish Time 2024-09-01 @ 16:56:53.616
Track Length 2.9689mi.
Total Laps 126
Total Distance Covered 374.0828mi.

Session Fastest Lap History

NO	CL	NAME	LAP TIME	TIME OF DAY	LAP	VEHICLE
5	U	Kieran SMITH	1:56.061	16:47:12.300	2	Suzuki GSXR 1000 K1
99	U	Steven BUTTERWORTH	1:55.791	16:47:13.620	2	Yamaha R1
5	U	Kieran SMITH	1:55.428	16:49:07.728	3	Suzuki GSXR 1000 K1
5	U	Kieran SMITH	1:55.390	16:51:03.117	4	Suzuki GSXR 1000 K1

Session Leader History

NO	CL	NAME	FROM LAP	LAPS LED	DISTANCE	VEHICLE
5	U	Kieran SMITH	1	5	14.84 miles	Suzuki GSXR 1000 K1
99	U	Steven BUTTERWORTH	6	2	5.93 miles	Yamaha R1

Flag History

TYPE	TIME OF DAY
GREEN	16:43:13.734
FINISH	16:56:53.616

Flag Statistics

TYPE	COUNT	TOTAL LAPS	TOTAL TIME
Green	1	7	15:56.646
Red	0	0	0.000
Safety Car	0	0	0.000
FCY	0	0	0.000

BMCRC - MRO Championships 2024 - Rnd 6 @ Snetterton 300

BMCRC Thunderbike Ultra & Extreme

RACE 17 - STATISTICS

CLASS : E

5 Starters

Fastest Lap History

NO	NAME	LAP TIME	TIME OF DAY	LAP	VEHICLE
33	Mark BISWELL	2:04.379	16:47:28.835	2	Yamaha FZR600R
77	David MAY	2:03.817	16:53:46.748	5	Suzuki GSXR 750 K1
77	David MAY	2:02.891	16:55:49.639	6	Suzuki GSXR 750 K1

Leader History

NO	NAME	FROM LAP	LAPS LED	DISTANCE	VEHICLE
33	Mark BISWELL	1	6	17.81 miles	Yamaha FZR600R
77	David MAY	7	1	2.96 miles	Suzuki GSXR 750 K1

BMCRC - MRO Championships 2024 - Rnd 6 @ Snetterton 300

BMCRC Thunderbike Ultra & Extreme

RACE 17 - STATISTICS

CLASS : U


15 Starters

Fastest Lap History

NO	NAME	LAP TIME	TIME OF DAY	LAP	VEHICLE
5	Kieran SMITH	1:56.061	16:47:12.300	2	Suzuki GSXR 1000 K1
99	Steven BUTTERWORTH	1:55.791	16:47:13.620	2	Yamaha R1
5	Kieran SMITH	1:55.428	16:49:07.728	3	Suzuki GSXR 1000 K1
5	Kieran SMITH	1:55.390	16:51:03.117	4	Suzuki GSXR 1000 K1

Leader History

NO	NAME	FROM LAP	LAPS LED	DISTANCE	VEHICLE
5	Kieran SMITH	1	5	14.84 miles	Suzuki GSXR 1000 K1
99	Steven BUTTERWORTH	6	2	5.93 miles	Yamaha R1



THE CLOTHING KINGS BMCRC THUNDERBIKE SPORT / TW SUSPENSION BMCRC SUPERTWINS



BMCRC-MRO Championships - Round 6
Snetterton 300
31st / 1st September 2024



Timing & Results Provided by Timing Solutions Ltd

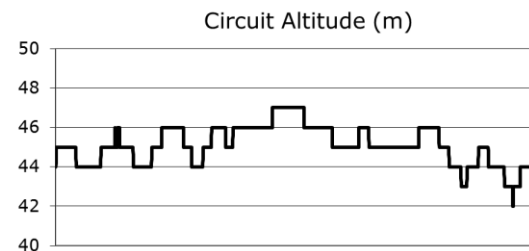
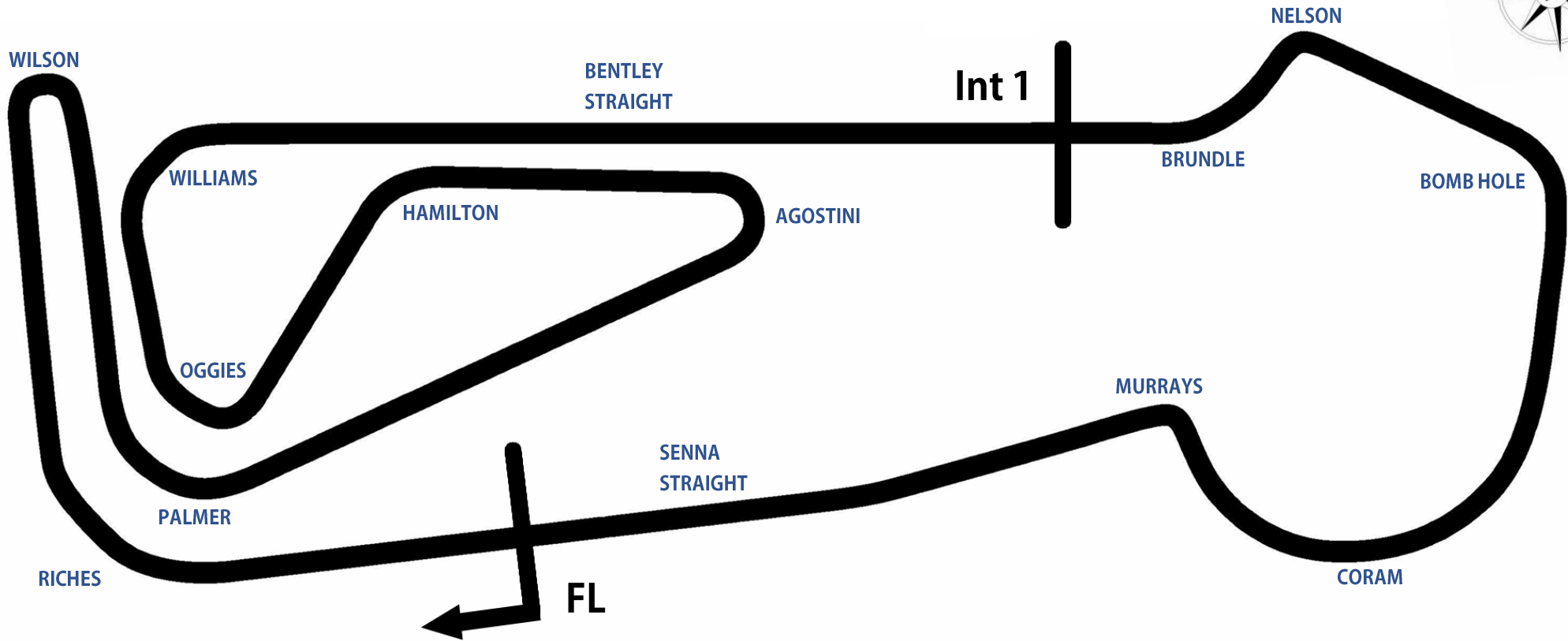
www.tsl-timing.com



Snetterton

Snetterton 300 Circuit

Norwich, Norfolk, UK



	Length	2.9689 miles 4.778 km 4778.0 m	
FL		52.46340 N	0.94476 E
Int 1	3198m	52.46617 N	0.94964 E
Pit Entry	4572m	52.46364 N	0.94774 E
Pit Exit	40m after FL	52.46338 N	0.94420 E
Pit Entry - Pit Exit	246m, 17.7S @ 50kph, 14.7s @ 60kph		



BMCR - MRO Championships 2024 - Rnd 6 @ Snetterton 300

BMCR Thunderbike Sport & BMCR Supertwins

QUALIFYING - CLASSIFICATION

POS	NO	CL	PIC	NAME	ENTRY	TIME	ON	LAPS	GAP	DIFF	MPH
1	9		1	Matt WETHERELL	Suzuki GSXR 600 - Lamonde Racing	2:01.231	4	5			88.16
2	15		2	Daniel MERCER	Yamaha R6 - Merc&Co Racing, Apex2Apex promotions	2:02.557	5	5	1.326	1.326	87.20
3	69		3	Tony RUSSO	Yamaha R6 - Wymark Lubricants	2:02.605	4	5	1.374	0.048	87.17
4	22	SUP	1	Darren DOWDS	Suzuki GSX8R - sublime dsg Ltd	2:03.385	4	5	2.154	0.780	86.62
5	11		4	Josh HARVEY	Yamaha R6 - NR Racing	2:03.968	3	5	2.737	0.583	86.21
6	77		5	Joe WHITE	Suzuki GSXR 600 MAIN - The Race Shack /Just In Gra	2:05.193	5	5	3.962	1.225	85.37
7	7	R	1	Darren TAYLOR	Kawasaki ZX6R - Watton Auto Centre	2:07.254	4	4	6.023	2.061	83.99
8	33		6	Mark BISWELL	Yamaha FZR600R - Bizzle Bikesport	2:07.474	5	5	6.243	0.220	83.84
9	48		7	Shaun WALLIS	Yamaha R6 (W) - MBC Despatch Racing	2:07.525	5	5	6.294	0.051	83.81
10	111		8	Freddie BATE	Yamaha R6 - hartjay	2:07.994	4	5	6.763	0.469	83.50
11	27	SUP	2	Ben BROWN	Yamaha R7 - Hunts Motorcycles	2:08.892	4	5	7.661	0.898	82.92
12	81	SUP	3	Malvern MAY	Aprilia RS660 - IMP racing	2:08.905	4	5	7.674	0.013	82.91
13	97	SUP	4	Alex MANN	- Michael Jones Jeweller, Esprit Group, Eastgate Comr	2:08.969	4	4	7.738	0.064	82.87
14	82		9	Matt HINNELLS	Yamaha YZF R6 - FH82Racing	2:08.975	5	5	7.744	0.006	82.86
15	100	SUP	5	Craig HOWTON	Kawasaki ER6N - ME	2:09.179	5	5	7.948	0.204	82.73
16	23	R	2	Jonathan ISAACSON	Yamaha R6 - None	2:09.205	4	5	7.974	0.026	82.72
17	5	R	3	Logan STONE	Yamaha R6 -	2:09.445	5	5	8.214	0.240	82.56
18	402	R	4	Kaine FARR	Suzuki GSXR - The Elms B&B Snetterton	2:09.934	4	5	8.703	0.489	82.25
19	3	SUP	6	Oliver ARBON	Suzuki SV650 - TT Plumbing & Heating	2:10.507	5	5	9.276	0.573	81.89
20	557	R	5	John WILTON	Yamaha R6 - Repetition Roasters	2:11.067	4	5	9.836	0.560	81.54
21	51		10	Paul BEESLEY	Yamaha R6 -	2:12.170	5	5	10.939	1.103	80.86
22	115	SUP	7	James SVENSEN	Suzuki SV650S -	2:12.295	4	5	11.064	0.125	80.78
23	75		11	Stewart MAY	Kawasaki ZX6R - Mucking fagic	2:12.903	5	5	11.672	0.608	80.42
24	137		12	Colin McPHERSON	Yamaha R6 -	2:13.226	5	5	11.995	0.323	80.22
25	293		13	Leigh SMITH	Suzuki SV650 - Smiths Mechanical Support Ltd, Lamon	2:13.568	3	5	12.337	0.342	80.01
26	141	SUP	8	Jack ANDREWS	Yamaha R7 - B1 Barbers and power tool hub	2:13.668	5	5	12.437	0.100	79.95
27	55	R	6	Magnus MANSON-CHUBB	Yamaha R6 -	2:13.845	4	4	12.614	0.177	79.85
28	189	SUP	9	Sebastian BARAN	Suzuki SV650 -	2:13.862	5	5	12.631	0.017	79.84
29	14	R	7	George DAVIES	Suzuki SV650 - little T's Childcare , Alfie Weeks	2:14.190	4	4	12.959	0.328	79.64
30	889	R	8	Florentin Valentin STANCIU	Honda 600F -	2:14.318	4	5	13.087	0.128	79.57
31	689		14	David TREVEIL	Yamaha YZF-R6 -	2:15.812	4	4	14.581	1.494	78.69
32	40	SUP	10	Simon WILKINSON	Suzuki SV650 -	2:16.642	5	5	15.411	0.830	78.21
33	175	R	9	Tom SVENSEN	Suzuki SV650 - Team TSR - HCL Car sales	2:17.050	5	5	15.819	0.408	77.98
34	127	SUP	11	Matthew CHAM	Ducati MONSTER 796 -	2:17.081	2	5	15.850	0.031	77.96
35	114		15	Richard BATE	Suzuki GSXR750 - TEAM PSR	2:17.944	4	4	16.713	0.863	77.48
36	89	R	10	Daryl SKINNS	Suzuki GSXR 750 - Indoor Climate Systems UK LTD	2:19.063	4	4	17.832	1.119	76.85
37	172	R	11	Andrew ROBINSON	Yamaha YZF R6 -	2:19.980	4	4	18.749	0.917	76.35
38	143		16	Dale BREW	Honda NSF 250 R - AMR Limited	2:26.077	2	4	24.846	6.097	73.16

Weather / Track : Cloudy / Dry

Date: 31/08/2024 Start: 10:27 Finish: 10:37
Snetterton 300: 2.9689 miles

These results are provisional until the conclusion of any judicial and technical matters.

Clerk Of Course:	Stewards:	Timekeeper:	
		<i>Craig Smith</i>	

Results can be found at www.tsl-timing.com

Printed - 10:40 Saturday, 31 August 2024



BMCRC - MRO Championships 2024 - Rnd 6 @ Snetterton 300

BMCRC Thunderbike Sport & BMCRC Supertwins

QUALIFYING - SECTOR ANALYSIS



SECTOR 1 = FL to I1, SECTOR 2 = I1 to FL, DIFF = Difference To Personal Best Lap, P = Crossed Finish Line in Pit Lane, D = Time Disallowed

P1 9		Matt WETHERELL		Suzuki GSXR 600 - Lamonde Racing		
IDEAL LAP TIME : 2:01.088		BEST LAP TIME : 2:01.231		DIFFERENCE : 0.143		
LAP	SECTOR 1	SECTOR 2	LAP TIME	MPH	DIFF	TIME OF DAY
1 -	1:27.484	41.518	2:09.002	82.85	7.771	10:29:57.795
2 -	1:22.395	40.744	2:03.139	86.79	1.908	10:32:00.934
3 -	1:21.668	40.343	2:02.011 (3)	87.59	0.780	10:34:02.945
4 -	1:21.343	39.888	2:01.231 (1)	88.16		10:36:04.176
5 -	1:21.200	40.067	2:01.267 (2)	88.13	0.036	10:38:05.443

P2 15		Daniel MERCER		Yamaha R6 - Merc&Co Racing, Apex2Apex promotions, Electric		
IDEAL LAP TIME : 2:02.557		BEST LAP TIME : 2:02.557		DIFFERENCE : 0.000		
LAP	SECTOR 1	SECTOR 2	LAP TIME	MPH	DIFF	TIME OF DAY
1 -	1:31.981	42.866	2:14.847	79.26	12.290	10:30:05.525
2 -	1:24.615	41.907	2:06.522	84.47	3.965	10:32:12.047
3 -	1:23.803	40.981	2:04.784 (3)	85.65	2.227	10:34:16.831
4 -	1:22.313	41.021	2:03.334 (2)	86.65	0.777	10:36:20.165
5 -	1:21.820	40.737	2:02.557 (1)	87.20		10:38:22.722

P3 69		Tony RUSSO		Yamaha R6 - Wymark Lubricants		
IDEAL LAP TIME : 2:02.604		BEST LAP TIME : 2:02.605		DIFFERENCE : 0.001		
LAP	SECTOR 1	SECTOR 2	LAP TIME	MPH	DIFF	TIME OF DAY
1 -	1:31.869	43.008	2:14.877	79.24	12.272	10:30:06.161
2 -	1:24.131	41.758	2:05.889	84.90	3.284	10:32:12.050
3 -	1:22.452	40.666	2:03.118 (2)	86.81	0.513	10:34:15.168
4 -	1:21.938	40.667	2:02.605 (1)	87.17		10:36:17.773
5 -	1:22.210	41.379	2:03.589 (3)	86.48	0.984	10:38:21.362

P4 22 SUP		Darren DOWDS		Suzuki GSXR8R - sublime dsg Ltd		
IDEAL LAP TIME : 2:03.346		BEST LAP TIME : 2:03.385		DIFFERENCE : 0.039		
LAP	SECTOR 1	SECTOR 2	LAP TIME	MPH	DIFF	TIME OF DAY
1 -	1:28.478	42.485	2:10.963	81.61	7.578	10:30:02.678
2 -	1:24.657	41.634	2:06.291	84.63	2.906	10:32:08.969
3 -	1:23.607	40.996	2:04.603 (3)	85.77	1.218	10:34:13.572
4 -	1:22.520	40.865	2:03.385 (1)	86.62		10:36:16.957
5 -	1:22.481	41.603	2:04.084 (2)	86.13	0.699	10:38:21.041

P5 11		Josh HARVEY		Yamaha R6 - NR Racing		
IDEAL LAP TIME : 2:03.968		BEST LAP TIME : 2:03.968		DIFFERENCE : 0.000		
LAP	SECTOR 1	SECTOR 2	LAP TIME	MPH	DIFF	TIME OF DAY
1 -	1:34.034	43.303	2:17.337	77.82	13.369	10:30:16.166
2 -	1:24.361	41.886	2:06.247 (3)	84.66	2.279	10:32:22.413
3 -	1:22.619	41.349	2:03.968 (1)	86.21		10:34:26.381
4 -	1:22.847	41.419	2:04.266 (2)	86.00	0.298	10:36:30.647
5 -	1:25.788	43.596	2:09.384	82.60	5.416	10:38:40.031

P6 77		Joe WHITE		Suzuki GSXR 600 MAIN - The Race Shack /Just In Graphics		
IDEAL LAP TIME : 2:04.981		BEST LAP TIME : 2:05.193		DIFFERENCE : 0.212		
LAP	SECTOR 1	SECTOR 2	LAP TIME	MPH	DIFF	TIME OF DAY
1 -	1:27.499	41.813	2:09.312	82.65	4.119	10:29:58.471
2 -	1:23.841	41.541	2:05.382 (3)	85.24	0.189	10:32:03.853
3 -	1:23.827	41.466	2:05.293 (2)	85.30	0.100	10:34:09.146
4 -	1:24.491	41.750	2:06.241	84.66	1.048	10:36:15.387
5 -	1:23.515	41.678	2:05.193 (1)	85.37		10:38:20.580

BMCRC - MRO Championships 2024 - Rnd 6 @ Snetterton 300

BMCRC Thunderbike Sport & BMCRC Supertwins

QUALIFYING - SECTOR ANALYSIS



SECTOR 1 = FL to I1, SECTOR 2 = I1 to FL, DIFF = Difference To Personal Best Lap, P = Crossed Finish Line in Pit Lane, D = Time Disallowed

P7		7 R		Darren TAYLOR		Kawasaki ZX6R - Watton Auto Centre	
IDEAL LAP TIME : 2:07.254		BEST LAP TIME : 2:07.254		DIFFERENCE : 0.000			
LAP	SECTOR 1	SECTOR 2	LAP TIME	MPH	DIFF	TIME OF DAY	
1 -	1:33.569	43.991	2:17.560	77.69	10.306	10:30:10.012	
2 -	1:26.221	42.844	2:09.065 (3)	82.81	1.811	10:32:19.077	
3 -	1:26.317	42.182	2:08.499 (2)	83.17	1.245	10:34:27.576	
4 -	1:25.253	42.001	2:07.254 (1)	83.99		10:36:34.830	

P8		33		Mark BISWELL		Yamaha FZR600R - Bizzle Bikesport	
IDEAL LAP TIME : 2:07.474		BEST LAP TIME : 2:07.474		DIFFERENCE : 0.000			
LAP	SECTOR 1	SECTOR 2	LAP TIME	MPH	DIFF	TIME OF DAY	
1 -	1:40.872	46.427	2:27.299	72.56	19.825	10:30:39.295	
2 -	1:29.487	43.680	2:13.167	80.26	5.693	10:32:52.462	
3 -	1:28.405	43.032	2:11.437 (3)	81.31	3.963	10:35:03.899	
4 -	1:25.094	43.337	2:08.431 (2)	83.22	0.957	10:37:12.330	
5 -	1:25.040	42.434	2:07.474 (1)	83.84		10:39:19.804	

P9		48		Shaun WALLIS		Yamaha R6 (W) - MBC Despatch Racing	
IDEAL LAP TIME : 2:07.337		BEST LAP TIME : 2:07.525		DIFFERENCE : 0.188			
LAP	SECTOR 1	SECTOR 2	LAP TIME	MPH	DIFF	TIME OF DAY	
1 -	1:37.703	45.891	2:23.594	74.43	16.069	10:30:19.795	
2 -	1:26.490	42.966	2:09.456 (3)	82.56	1.931	10:32:29.251	
3 -	1:26.408	43.376	2:09.784	82.35	2.259	10:34:39.035	
4 -	1:25.239	42.831	2:08.070 (2)	83.45	0.545	10:36:47.105	
5 -	1:24.506	43.019	2:07.525 (1)	83.81		10:38:54.630	

P10		111		Freddie BATE		Yamaha R6 - hartjay	
IDEAL LAP TIME : 2:07.994		BEST LAP TIME : 2:07.994		DIFFERENCE : 0.000			
LAP	SECTOR 1	SECTOR 2	LAP TIME	MPH	DIFF	TIME OF DAY	
1 -	1:34.677	44.524	2:19.201	76.78	11.207	10:30:14.021	
2 -	1:28.753	42.890	2:11.643	81.18	3.649	10:32:25.664	
3 -	1:25.815	42.853	2:08.668 (2)	83.06	0.674	10:34:34.332	
4 -	1:25.157	42.837	2:07.994 (1)	83.50		10:36:42.326	
5 -	1:25.707	43.040	2:08.747 (3)	83.01	0.753	10:38:51.073	

P11		27 SUP		Ben BROWN		Yamaha R7 - Hunts Motorcycles	
IDEAL LAP TIME : 2:08.744		BEST LAP TIME : 2:08.892		DIFFERENCE : 0.148			
LAP	SECTOR 1	SECTOR 2	LAP TIME	MPH	DIFF	TIME OF DAY	
1 -	1:35.183	43.741	2:18.924	76.93	10.032	10:30:13.061	
2 -	1:29.792	43.267	2:13.059	80.32	4.167	10:32:26.120	
3 -	1:27.471	42.718	2:10.189 (3)	82.09	1.297	10:34:36.309	
4 -	1:26.339	42.553	2:08.892 (1)	82.92		10:36:45.201	
5 -	1:26.191	43.122	2:09.313 (2)	82.65	0.421	10:38:54.514	

P12		81 SUP		Malvern MAY		Aprilia RS660 - IMP racing	
IDEAL LAP TIME : 2:08.388		BEST LAP TIME : 2:08.905		DIFFERENCE : 0.517			
LAP	SECTOR 1	SECTOR 2	LAP TIME	MPH	DIFF	TIME OF DAY	
1 -	1:35.442	43.985	2:19.427	76.65	10.522	10:30:13.655	
2 -	1:29.384	43.777	2:13.161	80.26	4.256	10:32:26.816	
3 -	1:27.042	43.128	2:10.170 (3)	82.10	1.265	10:34:36.986	
4 -	1:26.489	42.416	2:08.905 (1)	82.91		10:36:45.891	
5 -	1:25.972	43.697	2:09.669 (2)	82.42	0.764	10:38:55.560	

BMCRC - MRO Championships 2024 - Rnd 6 @ Snetterton 300

BMCRC Thunderbike Sport & BMCRC Supertwins

QUALIFYING - SECTOR ANALYSIS



SECTOR 1 = FL to I1, SECTOR 2 = I1 to FL, DIFF = Difference To Personal Best Lap, P = Crossed Finish Line in Pit Lane, D = Time Disallowed

P13 97 SUP Alex MANN		- Michael Jones Jeweller, Esprit Group, Eastgate Commercials,				
IDEAL LAP TIME : 2:08.914		BEST LAP TIME : 2:08.969		DIFFERENCE : 0.055		
LAP	SECTOR 1	SECTOR 2	LAP TIME	MPH	DIFF	TIME OF DAY
1 -	1:30.838	43.724	2:14.562	79.42	5.593	10:30:05.665
2 -	1:27.734	43.079	2:10.813 (3)	81.70	1.844	10:32:16.478
3 -	1:27.132	42.616	2:09.748 (2)	82.37	0.779	10:34:26.226
4 -	1:26.298	42.671	2:08.969 (1)	82.87		10:36:35.195

P14 82 Matt HINNELLS		Yamaha YZF R6 - FH82Racing				
IDEAL LAP TIME : 2:08.975		BEST LAP TIME : 2:08.975		DIFFERENCE : 0.000		
LAP	SECTOR 1	SECTOR 2	LAP TIME	MPH	DIFF	TIME OF DAY
1 -	1:36.964	45.904	2:22.868	74.81	13.893	10:30:33.333
2 -	1:30.190	44.235	2:14.425	79.50	5.450	10:32:47.758
3 -	1:29.145	43.262	2:12.407 (2)	80.72	3.432	10:35:00.165
4 -	1:28.467	44.269	2:12.736 (3)	80.52	3.761	10:37:12.901
5 -	1:26.152	42.823	2:08.975 (1)	82.86		10:39:21.876

P15 100 SUP Craig HOWTON		Kawasaki ER6N - ME				
IDEAL LAP TIME : 2:09.034		BEST LAP TIME : 2:09.179		DIFFERENCE : 0.145		
LAP	SECTOR 1	SECTOR 2	LAP TIME	MPH	DIFF	TIME OF DAY
1 -	1:32.572	43.948	2:16.520	78.28	7.341	10:30:23.573
2 -	1:28.234	44.065	2:12.299	80.78	3.120	10:32:35.872
3 -	1:27.309	42.721	2:10.030 (3)	82.19	0.851	10:34:45.902
4 -	1:27.190	42.755	2:09.945 (2)	82.25	0.766	10:36:55.847
5 -	1:26.313	42.866	2:09.179 (1)	82.73		10:39:05.026

P16 23 R Jonathan ISAACSON		Yamaha R6 - None				
IDEAL LAP TIME : 2:08.984		BEST LAP TIME : 2:09.205		DIFFERENCE : 0.221		
LAP	SECTOR 1	SECTOR 2	LAP TIME	MPH	DIFF	TIME OF DAY
1 -	1:43.221	46.695	2:29.916	71.29	20.711	10:30:39.109
2 -	1:28.930	43.692	2:12.622	80.59	3.417	10:32:51.731
3 -	1:27.327	42.927	2:10.254 (3)	82.05	1.049	10:35:01.985
4 -	1:26.490	42.715	2:09.205 (1)	82.72		10:37:11.190
5 -	1:26.269	42.957	2:09.226 (2)	82.70	0.021	10:39:20.416

P17 5 R Logan STONE		Yamaha R6 -				
IDEAL LAP TIME : 2:09.445		BEST LAP TIME : 2:09.445		DIFFERENCE : 0.000		
LAP	SECTOR 1	SECTOR 2	LAP TIME	MPH	DIFF	TIME OF DAY
1 -	1:39.171	46.344	2:25.515	73.45	16.070	10:30:33.298
2 -	1:29.369	45.021	2:14.390	79.53	4.945	10:32:47.688
3 -	1:28.519	43.340	2:11.859 (2)	81.05	2.414	10:34:59.547
4 -	1:27.669	44.318	2:11.987 (3)	80.97	2.542	10:37:11.534
5 -	1:26.329	43.116	2:09.445 (1)	82.56		10:39:20.979

P18 402 R Kaine FARR		Suzuki GSXR - The Elms B&B Snetterton				
IDEAL LAP TIME : 2:09.934		BEST LAP TIME : 2:09.934		DIFFERENCE : 0.000		
LAP	SECTOR 1	SECTOR 2	LAP TIME	MPH	DIFF	TIME OF DAY
1 -	1:39.209	46.888	2:26.097	73.15	16.163	10:30:22.023
2 -	1:28.374	44.830	2:13.204	80.23	3.270	10:32:35.227
3 -	1:26.688	43.770	2:10.458 (2)	81.92	0.524	10:34:45.685
4 -	1:26.431	43.503	2:09.934 (1)	82.25		10:36:55.619
5 -	1:27.656	44.037	2:11.693 (3)	81.15	1.759	10:39:07.312

BMCRC - MRO Championships 2024 - Rnd 6 @ Snetterton 300

BMCRC Thunderbike Sport & BMCRC Supertwins

QUALIFYING - SECTOR ANALYSIS



SECTOR 1 = FL to I1, SECTOR 2 = I1 to FL, DIFF = Difference To Personal Best Lap, P = Crossed Finish Line in Pit Lane, D = Time Disallowed

P19		3 SUP		Oliver ARBON		Suzuki SV650 - TT Plumbing & Heating	
IDEAL LAP TIME : 2:09.991		BEST LAP TIME : 2:10.507		DIFFERENCE : 0.516			
LAP	SECTOR 1	SECTOR 2	LAP TIME	MPH	DIFF	TIME OF DAY	
1 -	1:35.744	45.473	2:21.217	75.68	10.710	10:30:16.708	
2 -	1:28.554	43.534	2:12.088	80.91	1.581	10:32:28.796	
3 -	1:28.020	43.485	2:11.505 (3)	81.27	0.998	10:34:40.301	
4 -	1:27.511	43.769	2:11.280 (2)	81.41	0.773	10:36:51.581	
5 -	1:26.506	44.001	2:10.507 (1)	81.89		10:39:02.088	

P20		557 R		John WILTON		Yamaha R6 - Repetition Roasters	
IDEAL LAP TIME : 2:10.160		BEST LAP TIME : 2:11.067		DIFFERENCE : 0.907			
LAP	SECTOR 1	SECTOR 2	LAP TIME	MPH	DIFF	TIME OF DAY	
1 -	1:39.965	46.785	2:26.750	72.83	15.683	10:30:33.500	
2 -	1:29.604	48.135	2:17.739	77.59	6.672	10:32:51.239	
3 -	1:27.918	43.573	2:11.491 (2)	81.28	0.424	10:35:02.730	
4 -	1:26.587	44.480	2:11.067 (1)	81.54		10:37:13.797	
5 -	1:28.406	44.154	2:12.560 (3)	80.62	1.493	10:39:26.357	

P21		51		Paul BEESLEY		Yamaha R6 -	
IDEAL LAP TIME : 2:12.170		BEST LAP TIME : 2:12.170		DIFFERENCE : 0.000			
LAP	SECTOR 1	SECTOR 2	LAP TIME	MPH	DIFF	TIME OF DAY	
1 -	1:38.946	47.000	2:25.946	73.23	13.776	10:30:35.308	
2 -	1:29.822	46.529	2:16.351	78.38	4.181	10:32:51.659	
3 -	1:29.226	44.783	2:14.009 (3)	79.75	1.839	10:35:05.668	
4 -	1:28.637	45.056	2:13.693 (2)	79.94	1.523	10:37:19.361	
5 -	1:28.460	43.710	2:12.170 (1)	80.86		10:39:31.531	

P22		115 SUP		James SVENSEN		Suzuki SV650S -	
IDEAL LAP TIME : 2:12.236		BEST LAP TIME : 2:12.295		DIFFERENCE : 0.059			
LAP	SECTOR 1	SECTOR 2	LAP TIME	MPH	DIFF	TIME OF DAY	
1 -	1:34.405	45.110	2:19.515	76.60	7.220	10:30:14.910	
2 -	1:29.499	43.862	2:13.361	80.14	1.066	10:32:28.271	
3 -	1:28.904	43.788	2:12.692 (2)	80.54	0.397	10:34:40.963	
4 -	1:28.764	43.531	2:12.295 (1)	80.78		10:36:53.258	
5 -	1:28.705	44.023	2:12.728 (3)	80.52	0.433	10:39:05.986	

P23		75		Stewart MAY		Kawasaki ZX6R - Mucking fagic	
IDEAL LAP TIME : 2:12.903		BEST LAP TIME : 2:12.903		DIFFERENCE : 0.000			
LAP	SECTOR 1	SECTOR 2	LAP TIME	MPH	DIFF	TIME OF DAY	
1 -	1:39.018	46.825	2:25.843	73.28	12.940	10:30:33.967	
2 -	1:30.392	45.594	2:15.986	78.59	3.083	10:32:49.953	
3 -	1:29.336	44.563	2:13.899 (2)	79.82	0.996	10:35:03.852	
4 -	1:29.398	44.933	2:14.331 (3)	79.56	1.428	10:37:18.183	
5 -	1:28.939	43.964	2:12.903 (1)	80.42		10:39:31.086	

P24		137		Colin McPHERSON		Yamaha R6 -	
IDEAL LAP TIME : 2:13.226		BEST LAP TIME : 2:13.226		DIFFERENCE : 0.000			
LAP	SECTOR 1	SECTOR 2	LAP TIME	MPH	DIFF	TIME OF DAY	
1 -	1:43.524	47.771	2:31.295	70.64	18.069	10:30:25.346	
2 -	1:31.713	45.755	2:17.468	77.74	4.242	10:32:42.814	
3 -	1:30.439	45.336	2:15.775 (3)	78.71	2.549	10:34:58.589	
4 -	1:29.771	44.617	2:14.388 (2)	79.53	1.162	10:37:12.977	
5 -	1:29.102	44.124	2:13.226 (1)	80.22		10:39:26.203	

BMCRC - MRO Championships 2024 - Rnd 6 @ Snetterton 300

BMCRC Thunderbike Sport & BMCRC Supertwins

QUALIFYING - SECTOR ANALYSIS



SECTOR 1 = FL to I1, SECTOR 2 = I1 to FL, DIFF = Difference To Personal Best Lap, P = Crossed Finish Line in Pit Lane, D = Time Disallowed

P25 293 Leigh SMITH		Suzuki SV650 - Smiths Mechanical Support Ltd, Lamonde Autor				
IDEAL LAP TIME : 2:13.021		BEST LAP TIME : 2:13.568		DIFFERENCE : 0.547		
LAP	SECTOR 1	SECTOR 2	LAP TIME	MPH	DIFF	TIME OF DAY
1 -	1:37.781	44.945	2:22.726	74.88	9.158	10:30:35.272
2 -	1:30.959	44.673	2:15.632	78.80	2.064	10:32:50.904
3 -	1:29.685	43.883	2:13.568 (1)	80.01		10:35:04.472
4 -	1:29.541	44.827	2:14.368 (3)	79.54	0.800	10:37:18.840
5 -	1:29.138	44.580	2:13.718 (2)	79.93	0.150	10:39:32.558

P26 141 SUP Jack ANDREWS		Yamaha R7 - B1 Barbers and power tool hub				
IDEAL LAP TIME : 2:12.890		BEST LAP TIME : 2:13.668		DIFFERENCE : 0.778		
LAP	SECTOR 1	SECTOR 2	LAP TIME	MPH	DIFF	TIME OF DAY
1 -	1:38.132	46.382	2:24.514	73.95	10.846	10:30:19.817
2 -	1:31.479	44.543	2:16.022	78.57	2.354	10:32:35.839
3 -	1:29.639	44.287	2:13.926 (3)	79.80	0.258	10:34:49.765
4 -	1:29.293	44.401	2:13.694 (2)	79.94	0.026	10:37:03.459
5 -	1:30.071	43.597	2:13.668 (1)	79.95		10:39:17.127

P27 55 R Magnus MANSON-CHUBB		Yamaha R6 -				
IDEAL LAP TIME : 2:13.797		BEST LAP TIME : 2:13.845		DIFFERENCE : 0.048		
LAP	SECTOR 1	SECTOR 2	LAP TIME	MPH	DIFF	TIME OF DAY
1 -	1:37.287	48.868	2:26.155	73.12	12.310	10:30:46.385
2 -	1:29.417	44.733	2:14.150 (2)	79.67	0.305	10:33:00.535
3 -	1:30.100	45.676	2:15.776 (3)	78.71	1.931	10:35:16.311
4 -	1:29.064	44.781	2:13.845 (1)	79.85		10:37:30.156

P28 189 SUP Sebastian BARAN		Suzuki SV650 -				
IDEAL LAP TIME : 2:12.896		BEST LAP TIME : 2:13.862		DIFFERENCE : 0.966		
LAP	SECTOR 1	SECTOR 2	LAP TIME	MPH	DIFF	TIME OF DAY
1 -	1:33.755	46.196	2:19.951	76.37	6.089	10:30:47.635
2 -	1:31.783	44.762	2:16.545	78.27	2.683	10:33:04.180
3 -	1:28.588	45.371	2:13.959 (2)	79.78	0.097	10:35:18.139
4 -	1:29.986	44.810	2:14.796 (3)	79.29	0.934	10:37:32.935
5 -	1:29.554	44.308	2:13.862 (1)	79.84		10:39:46.797

P29 14 R George DAVIES		Suzuki SV650 - little T's Childcare , Alfie Weeks				
IDEAL LAP TIME : 2:14.190		BEST LAP TIME : 2:14.190		DIFFERENCE : 0.000		
LAP	SECTOR 1	SECTOR 2	LAP TIME	MPH	DIFF	TIME OF DAY
1 -	1:43.060	49.301	2:32.361	70.14	18.171	10:30:48.145
2 -	1:38.477	46.697	2:25.174 (3)	73.62	10.984	10:33:13.319
3 -	1:29.909	44.898	2:14.807 (2)	79.28	0.617	10:35:28.126
4 -	1:29.777	44.413	2:14.190 (1)	79.64		10:37:42.316

P30 889 R Florentin Valentin STANCIU		Honda 600F -				
IDEAL LAP TIME : 2:13.486		BEST LAP TIME : 2:14.318		DIFFERENCE : 0.832		
LAP	SECTOR 1	SECTOR 2	LAP TIME	MPH	DIFF	TIME OF DAY
1 -	1:45.216	46.411	2:31.627	70.48	17.309	10:30:42.569
2 -	1:29.995	47.171	2:17.166 (3)	77.92	2.848	10:32:59.735
3 -	1:31.407	45.791	2:17.198	77.90	2.880	10:35:16.933
4 -	1:28.703	45.615	2:14.318 (1)	79.57		10:37:31.251
5 -	1:29.539	44.783	2:14.322 (2)	79.57	0.004	10:39:45.573

BMCRC - MRO Championships 2024 - Rnd 6 @ Snetterton 300

BMCRC Thunderbike Sport & BMCRC Supertwins

QUALIFYING - SECTOR ANALYSIS



SECTOR 1 = FL to I1, SECTOR 2 = I1 to FL, DIFF = Difference To Personal Best Lap, P = Crossed Finish Line in Pit Lane, D = Time Disallowed

P31 689		David TREVEIL		Yamaha YZF-R6 -			
IDEAL LAP TIME : 2:15.812		BEST LAP TIME : 2:15.812		DIFFERENCE : 0.000			
LAP	SECTOR 1	SECTOR 2	LAP TIME	MPH	DIFF	TIME OF DAY	
1 -	1:45.980	49.646	2:35.626	68.67	19.814	10:30:54.985	
2 -	1:33.483	48.359	2:21.842 (3)	75.35	6.030	10:33:16.827	
3 -	1:32.064	46.918	2:18.982 (2)	76.90	3.170	10:35:35.809	
4 -	1:30.840	44.972	2:15.812 (1)	78.69		10:37:51.621	

P32 40 SUP		Simon WILKINSON		Suzuki SV650 -			
IDEAL LAP TIME : 2:16.642		BEST LAP TIME : 2:16.642		DIFFERENCE : 0.000			
LAP	SECTOR 1	SECTOR 2	LAP TIME	MPH	DIFF	TIME OF DAY	
1 -	1:41.046	46.432	2:27.478	72.47	10.836	10:30:42.398	
2 -	1:32.293	46.329	2:18.622	77.10	1.980	10:33:01.020	
3 -	1:31.398	45.620	2:17.018 (2)	78.00	0.376	10:35:18.038	
4 -	1:31.337	46.122	2:17.459 (3)	77.75	0.817	10:37:35.497	
5 -	1:31.139	45.503	2:16.642 (1)	78.21		10:39:52.139	

P33 175 R		Tom SVENSEN		Suzuki SV650 - Team TSR - HCL Car sales			
IDEAL LAP TIME : 2:16.980		BEST LAP TIME : 2:17.050		DIFFERENCE : 0.070			
LAP	SECTOR 1	SECTOR 2	LAP TIME	MPH	DIFF	TIME OF DAY	
1 -	1:42.440	47.132	2:29.572	71.45	12.522	10:30:40.245	
2 -	1:31.567	46.068	2:17.635 (2)	77.65	0.585	10:32:57.880	
3 -	1:32.244	45.966	2:18.210 (3)	77.33	1.160	10:35:16.090	
4 -	1:32.508	45.838	2:18.346	77.25	1.296	10:37:34.436	
5 -	1:31.637	45.413	2:17.050 (1)	77.98		10:39:51.486	

P34 127 SUP		Matthew CHAM		Ducati MONSTER 796 -			
IDEAL LAP TIME : 2:17.010		BEST LAP TIME : 2:17.081		DIFFERENCE : 0.071			
LAP	SECTOR 1	SECTOR 2	LAP TIME	MPH	DIFF	TIME OF DAY	
1 -	1:43.953	46.944	2:30.897	70.83	13.816	10:30:41.597	
2 -	1:31.319	45.762	2:17.081 (1)	77.96		10:32:58.678	
3 -	1:31.694	46.340	2:18.034 (2)	77.43	0.953	10:35:16.712	
4 -	1:32.575	46.049	2:18.624	77.10	1.543	10:37:35.336	
5 -	1:32.653	45.691	2:18.344 (3)	77.25	1.263	10:39:53.680	

P35 114		Richard BATE		Suzuki GSXR750 - TEAM PSR			
IDEAL LAP TIME : 2:17.843		BEST LAP TIME : 2:17.944		DIFFERENCE : 0.101			
LAP	SECTOR 1	SECTOR 2	LAP TIME	MPH	DIFF	TIME OF DAY	
1 -	1:43.354	49.785	2:33.139	69.79	15.195	10:30:47.408	
2 -	1:34.316	46.322	2:20.638 (3)	75.99	2.694	10:33:08.046	
3 -	1:33.435	45.971	2:19.406 (2)	76.66	1.462	10:35:27.452	
4 -	1:31.872	46.072	2:17.944 (1)	77.48		10:37:45.396	

P36 89 R		Daryl SKINNS		Suzuki GSXR 750 - Indoor Climate Systems UK LTD			
IDEAL LAP TIME : 2:19.063		BEST LAP TIME : 2:19.063		DIFFERENCE : 0.000			
LAP	SECTOR 1	SECTOR 2	LAP TIME	MPH	DIFF	TIME OF DAY	
1 -	1:46.197	48.223	2:34.420	69.21	15.357	10:30:44.859	
2 -	1:34.102	46.900	2:21.002 (3)	75.80	1.939	10:33:05.861	
3 -	1:33.886	47.104	2:20.990 (2)	75.80	1.927	10:35:26.851	
4 -	1:32.903	46.160	2:19.063 (1)	76.85		10:37:45.914	

BMCRC - MRO Championships 2024 - Rnd 6 @ Snetterton 300

BMCRC Thunderbike Sport & BMCRC Supertwins

QUALIFYING - SECTOR ANALYSIS



SECTOR 1 = FL to I1, SECTOR 2 = I1 to FL, DIFF = Difference To Personal Best Lap, P = Crossed Finish Line in Pit Lane, D = Time Disallowed

P37 172 R		Andrew ROBINSON		Yamaha YZF R6 -			
IDEAL LAP TIME : 2:19.980		BEST LAP TIME : 2:19.980		DIFFERENCE : 0.000			
LAP	SECTOR 1	SECTOR 2	LAP TIME	MPH	DIFF	TIME OF DAY	
1 -	1:45.193	49.137	2:34.330	69.25	14.350	10:30:46.355	
2 -	1:34.032	47.178	2:21.210 (2)	75.68	1.230	10:33:07.565	
3 -	1:35.029	47.557	2:22.586 (3)	74.95	2.606	10:35:30.151	
4 -	1:33.214	46.766	2:19.980 (1)	76.35		10:37:50.131	

P38 143		Dale BREW		Honda NSF 250 R - AMR Limited			
IDEAL LAP TIME : 2:25.530		BEST LAP TIME : 2:26.077		DIFFERENCE : 0.547			
LAP	SECTOR 1	SECTOR 2	LAP TIME	MPH	DIFF	TIME OF DAY	
1 -	1:40.809	49.556	2:30.365	71.08	4.288	10:30:50.330	
2 -	1:37.606	48.471	2:26.077 (1)	73.16		10:33:16.407	
3 -	1:38.319	49.444	2:27.763 (3)	72.33	1.686	10:35:44.170	
4 -	1:37.059	49.168	2:26.227 (2)	73.09	0.150	10:38:10.397	

BMCRC - MRO Championships 2024 - Rnd 6 @ Snetterton 300

BMCRC Thunderbike Sport & BMCRC Supertwins

QUALIFYING - BEST SECTORS

SECTOR 1			SECTOR 2			IDEAL / BEST COMPARISON						
POS	NO	NAME	TIME	NO	NAME	TIME	POS	NO	NAME	IDEAL	BEST	DIFF
									PERFECT LAP	2:01.088		
1	9	WETHERELL	1:21.200	9	WETHERELL	39.888	1	9	WETHERELL	2:01.088	2:01.231	0.143
2	15	MERCER	1:21.820	69	RUSSO	40.666	2	15	MERCER	2:02.557	2:02.557	0.000
3	69	RUSSO	1:21.938	15	MERCER	40.737	3	69	RUSSO	2:02.604	2:02.605	0.001
4	22	DOWDS	1:22.481	22	DOWDS	40.865	4	22	DOWDS	2:03.346	2:03.385	0.039
5	11	HARVEY	1:22.619	11	HARVEY	41.349	5	11	HARVEY	2:03.968	2:03.968	0.000
6	77	WHITE	1:23.515	77	WHITE	41.466	6	77	WHITE	2:04.981	2:05.193	0.212
7	48	WALLIS	1:24.506	7	TAYLOR	42.001	7	7	TAYLOR	2:07.254	2:07.254	0.000
8	33	BISWELL	1:25.040	81	MAY	42.416	8	48	WALLIS	2:07.337	2:07.525	0.188
9	111	BATE	1:25.157	33	BISWELL	42.434	9	33	BISWELL	2:07.474	2:07.474	0.000
10	7	TAYLOR	1:25.253	27	BROWN	42.553	10	111	BATE	2:07.994	2:07.994	0.000
11	81	MAY	1:25.972	97	MANN	42.616	11	81	MAY	2:08.388	2:08.905	0.517
12	82	HINNELLS	1:26.152	23	ISAACSON	42.715	12	27	BROWN	2:08.744	2:08.892	0.148
13	27	BROWN	1:26.191	100	HOWTON	42.721	13	97	MANN	2:08.914	2:08.969	0.055
14	23	ISAACSON	1:26.269	82	HINNELLS	42.823	14	82	HINNELLS	2:08.975	2:08.975	0.000
15	97	MANN	1:26.298	48	WALLIS	42.831	15	23	ISAACSON	2:08.984	2:09.205	0.221
16	100	HOWTON	1:26.313	111	BATE	42.837	16	100	HOWTON	2:09.034	2:09.179	0.145
17	5	STONE	1:26.329	5	STONE	43.116	17	5	STONE	2:09.445	2:09.445	0.000
18	402	FARR	1:26.431	3	ARBON	43.485	18	402	FARR	2:09.934	2:09.934	0.000
19	3	ARBON	1:26.506	402	FARR	43.503	19	3	ARBON	2:09.991	2:10.507	0.516
20	557	WILTON	1:26.587	115	SVENSEN	43.531	20	557	WILTON	2:10.160	2:11.067	0.907
21	51	BEESLEY	1:28.460	557	WILTON	43.573	21	51	BEESLEY	2:12.170	2:12.170	0.000
22	189	BARAN	1:28.588	141	ANDREWS	43.597	22	115	SVENSEN	2:12.236	2:12.295	0.059
23	889	STANCIU	1:28.703	51	BEESLEY	43.710	23	141	ANDREWS	2:12.890	2:13.668	0.778
24	115	SVENSEN	1:28.705	293	SMITH	43.883	24	189	BARAN	2:12.896	2:13.862	0.966
25	75	MAY	1:28.939	75	MAY	43.964	25	75	MAY	2:12.903	2:12.903	0.000
26	55	MANSON-CHUBB	1:29.064	137	McPHERSON	44.124	26	293	SMITH	2:13.021	2:13.568	0.547
27	137	McPHERSON	1:29.102	189	BARAN	44.308	27	137	McPHERSON	2:13.226	2:13.226	0.000
28	293	SMITH	1:29.138	14	DAVIES	44.413	28	889	STANCIU	2:13.486	2:14.318	0.832
29	141	ANDREWS	1:29.293	55	MANSON-CHUBB	44.733	29	55	MANSON-CHUBB	2:13.797	2:13.845	0.048
30	14	DAVIES	1:29.777	889	STANCIU	44.783	30	14	DAVIES	2:14.190	2:14.190	0.000
31	689	TREVEIL	1:30.840	689	TREVEIL	44.972	31	689	TREVEIL	2:15.812	2:15.812	0.000
32	40	WILKINSON	1:31.139	175	SVENSEN	45.413	32	40	WILKINSON	2:16.642	2:16.642	0.000
33	127	CHAM	1:31.319	40	WILKINSON	45.503	33	175	SVENSEN	2:16.980	2:17.050	0.070
34	175	SVENSEN	1:31.567	127	CHAM	45.691	34	127	CHAM	2:17.010	2:17.081	0.071
35	114	BATE	1:31.872	114	BATE	45.971	35	114	BATE	2:17.843	2:17.944	0.101
36	89	SKINNS	1:32.903	89	SKINNS	46.160	36	89	SKINNS	2:19.063	2:19.063	0.000
37	172	ROBINSON	1:33.214	172	ROBINSON	46.766	37	172	ROBINSON	2:19.980	2:19.980	0.000
38	143	BREW	1:37.059	143	BREW	48.471	38	143	BREW	2:25.530	2:26.077	0.547

BMCRC - MRO Championships 2024 - Rnd 6 @ Snetterton 300

BMCRC Thunderbike Sport & BMCRC Supertwins

QUALIFYING - STATISTICS

Competitors Started 38
Planned Start 2024-08-31 @ 10:10:00.000
Actual Start 2024-08-31 @ 10:27:40.428
Finish Time 2024-08-31 @ 10:37:38.173
Track Length 2.9689mi.
Total Laps 181
Total Distance Covered 537.3729mi.

Session Fastest Lap History

NO	CL	NAME	LAP TIME	TIME OF DAY	LAP	VEHICLE
9		Matt WETHERELL	2:09.002	10:29:57.802	1	Suzuki GSXR 600
9		Matt WETHERELL	2:03.139	10:32:00.941	2	Suzuki GSXR 600
9		Matt WETHERELL	2:02.011	10:34:02.953	3	Suzuki GSXR 600
9		Matt WETHERELL	2:01.231	10:36:04.183	4	Suzuki GSXR 600

Flag History

TYPE	TIME OF DAY
GREEN	10:27:40.428
FINISH	10:37:38.173

Flag Statistics

TYPE	COUNT	TOTAL LAPS	TOTAL TIME
Green	1	5	12:23.841
Red	0	0	0.000
Safety Car	0	0	0.000
FCY	0	0	0.000

BMCRC - MRO Championships 2024 - Rnd 6 @ Snetterton 300

BMCRC Thunderbike Sport & BMCRC Supertwins

QUALIFYING - STATISTICS

CLASS :

16 Starters

Fastest Lap History

NO	NAME	LAP TIME	TIME OF DAY	LAP	VEHICLE
9	Matt WETHERELL	2:09.002	10:29:57.802	1	Suzuki GSXR 600
9	Matt WETHERELL	2:03.139	10:32:00.941	2	Suzuki GSXR 600
9	Matt WETHERELL	2:02.011	10:34:02.953	3	Suzuki GSXR 600
9	Matt WETHERELL	2:01.231	10:36:04.183	4	Suzuki GSXR 600

BMCRC - MRO Championships 2024 - Rnd 6 @ Snetterton 300

BMCRC Thunderbike Sport & BMCRC Supertwins

QUALIFYING - STATISTICS

CLASS : R

11 Starters

Fastest Lap History

NO	NAME	LAP TIME	TIME OF DAY	LAP	VEHICLE
7	Darren TAYLOR	2:17.560	10:30:10.031	1	Kawasaki ZX6R
7	Darren TAYLOR	2:09.065	10:32:19.096	2	Kawasaki ZX6R
7	Darren TAYLOR	2:08.499	10:34:27.596	3	Kawasaki ZX6R
7	Darren TAYLOR	2:07.254	10:36:34.849	4	Kawasaki ZX6R

BMCRC - MRO Championships 2024 - Rnd 6 @ Snetterton 300

BMCRC Thunderbike Sport & BMCRC Supertwins

QUALIFYING - STATISTICS

CLASS : SUP

11 Starters

Fastest Lap History

NO	NAME	LAP TIME	TIME OF DAY	LAP	VEHICLE
22	Darren DOWDS	2:10.963	10:30:02.683	1	Suzuki GSX8R
22	Darren DOWDS	2:06.291	10:32:08.975	2	Suzuki GSX8R
22	Darren DOWDS	2:04.603	10:34:13.577	3	Suzuki GSX8R
22	Darren DOWDS	2:03.385	10:36:16.962	4	Suzuki GSX8R



BMCRC - MRO Championships 2024 - Rnd 6 @ Snetterton 300

BMCRC Thunderbike Sport & BMCRC Supertwins

RACE 5 - GRID (5 Laps)

ROW 13			38	143	Dale BREW	2:26.077	37	172	Andrew ROBINSON	2:19.980				
ROW 12	36	89	Daryl SKINNS	2:19.063	35	114	Richard BATE	2:17.944	34	127	Matthew CHAM	2:17.081		
ROW 11			33	175	Tom SVENSEN	2:17.050	32	40	Simon WILKINSON	2:16.642	31	689	David TREVEIL	2:15.812
ROW 10	30	889	Florentin Valentin STANCIU	2:14.318	29	14	George DAVIES	2:14.190	28	189	Sebastian BARAN	2:13.862		
ROW 9			27	55	Magnus MANSON-CHUBB	2:13.845	26	141	Jack ANDREWS	2:13.668	25	293	Leigh SMITH	2:13.568
ROW 8	24	137	Colin McPHERSON	2:13.226	23	75	Stewart MAY	2:12.903	22	115	James SVENSEN	2:12.295		
ROW 7			21	51	Paul BEESLEY	2:12.170	20	557	John WILTON	2:11.067	19	3	Oliver ARBON	2:10.507
ROW 6	18	402	Kaine FARR	2:09.934	17	5	Logan STONE	2:09.445	16	23	Jonathan ISAACSON	2:09.205		
ROW 5			15	100	Craig HOWTON	2:09.179	14	82	Matt HINNELLS	2:08.975	13	97	Alex MANN	2:08.969
ROW 4	12	81	Malvern MAY	2:08.905	11	27	Ben BROWN	2:08.892	10	111	Freddie BATE	2:07.994		
ROW 3			9	48	Shaun WALLIS	2:07.525	8	33	Mark BISWELL	2:07.474	7	7	Darren TAYLOR	2:07.254
ROW 2	6	77	Joe WHITE	2:05.193	5	11	Josh HARVEY	2:03.968	4	22	Darren DOWDS	2:03.385		
ROW 1			3	69	Tony RUSSO	2:02.605	2	15	Daniel MERCER	2:02.557	1	9	Matt WETHERELL	2:01.231

Pole

These results are provisional until the conclusion of any judicial and technical matters.

Snetterton 300: 2.9689 miles

Clerk Of Course:	Stewards:	Timekeeper:	<i>Craig Smith</i>	
------------------	-----------	-------------	--------------------	--

Results can be found at www.tsl-timing.com

Printed - 10:41 Saturday, 31 August 2024





BMCR - MRO Championships 2024 - Rnd 6 @ Snetterton 300

BMCR Thunderbike Sport & BMCR Supertwins

RACE 5 - CLASSIFICATION

Race Distance: 5 Laps / 14.84 miles

POS	NO	CL	PIC	NAME	ENTRY	LAPS	TIME	GAP	DIFF	MPH	BEST	ON	GRD	↑↓
1	9		1	Matt WETHERELL	Suzuki GSXR 600 - Lamonde Racing	5	10:12.320			87.27	2:00.750	2	1	0
2	22	SUP	1	Darren DOWDS	Suzuki GSX8R - sublime dsg Ltd	5	10:20.300	7.980	7.980	86.15	2:02.465	5	4	2
3	69		2	Tony RUSSO	Yamaha R6 - Wymark Lubricants	5	10:21.430	9.110	1.130	85.99	2:02.495	2	3	0
4	15		3	Daniel MERCER	Yamaha R6 - Merc&Co Racing, Apex2Apex promotions, Ele	5	10:27.642	15.322	6.212	85.14	2:04.036	4	2	-2
5	33		4	Mark BISWELL	Yamaha FZR600R - Bizzle Bikesport	5	10:37.466	25.146	9.824	83.83	2:05.402	5	8	3
6	7	R	1	Darren TAYLOR	Kawasaki ZX6R - Watton Auto Centre	5	10:37.674	25.354	0.208	83.80	2:05.739	4	7	1
7	111		5	Freddie BATE	Yamaha R6 - hartjay	5	10:41.011	28.691	3.337	83.36	2:05.512	3	10	3
8	5	R	2	Logan STONE	Yamaha R6 -	5	10:47.989	35.669	6.978	82.47	2:07.226	3	17	9
9	23	R	3	Jonathan ISAACSON	Yamaha R6 - None	5	10:49.771	37.451	1.782	82.24	2:07.934	3	16	7
10	27	SUP	2	Ben BROWN	Yamaha R7 - Hunts Motorcycles	5	10:50.347	38.027	0.576	82.17	2:07.335	4	11	1
11	48		6	Shaun WALLIS	Yamaha R6 (W) - MBC Despatch Racing	5	10:50.672	38.352	0.325	82.13	2:07.542	4	9	-2
12	3	SUP	3	Oliver ARBON	Suzuki SV650 - TT Plumbing & Heating	5	10:50.925	38.605	0.253	82.09	2:07.654	4	19	7
13	97	SUP	4	Alex MANN	- Michael Jones Jeweller, Esprit Group, Eastgate Commerc	5	10:51.348	39.028	0.423	82.04	2:07.780	5	13	0
14	100	SUP	5	Craig HOWTON	Kawasaki ER6N - ME	5	10:51.376	39.056	0.028	82.04	2:07.718	4	15	1
15	82		7	Matt HINNELLS	Yamaha YZF R6 - FH82Racing	5	10:52.696	40.376	1.320	81.87	2:08.300	3	14	-1
16	81	SUP	6	Malvern MAY	Aprilia RS660 - IMP racing	5	10:59.754	47.434	7.058	81.00	2:09.085	2	12	-4
17	557	R	4	John WILTON	Yamaha R6 - Repetition Roasters	5	11:08.258	55.938	8.504	79.96	2:10.131	5	20	3
18	115	SUP	7	James SVENSEN	Suzuki SV650S -	5	11:10.999	58.679	2.741	79.64	2:11.892	5	22	4
19	51		8	Paul BEESLEY	Yamaha R6 -	5	11:11.978	59.658	0.979	79.52	2:11.203	2	21	2
20	137		9	Colin McPHERSON	Yamaha R6 -	5	11:16.041	1:03.721	4.063	79.04	2:12.053	4	24	4
21	889	R	5	Florentin Valentin STANCIU	Honda 600F -	5	11:16.334	1:04.014	0.293	79.01	2:11.485	4	30	9
22	141	SUP	8	Jack ANDREWS	Yamaha R7 - B1 Barbers and power tool hub	5	11:17.635	1:05.315	1.301	78.86	2:11.271	5	26	4
23	189	SUP	9	Sebastian BARAN	Suzuki SV650 -	5	11:17.892	1:05.572	0.257	78.83	2:13.101	2	28	5
24	55	R	6	Magnus MANSON-CHUBB	Yamaha R6 -	5	11:18.777	1:06.457	0.885	78.73	2:11.788	5	27	3
25	75		10	Stewart MAY	Kawasaki ZX6R - Mucking fagic	5	11:25.392	1:13.072	6.615	77.97	2:14.008	4	23	-2
26	293		11	Leigh SMITH	Suzuki SV650 - Smiths Mechanical Support Ltd, Lamonde A	5	11:25.454	1:13.134	0.062	77.96	2:14.164	4	25	-1
27	14	R	7	George DAVIES	Suzuki SV650 - little T's Childcare , Alfie Weeks	5	11:33.943	1:21.623	8.489	77.00	2:14.950	5	29	2
28	127	SUP	10	Matthew CHAM	Ducati MONSTER 796 -	5	11:36.484	1:24.164	2.541	76.72	2:17.003	3	34	6
29	114		12	Richard BATE	Suzuki GSXR750 - TEAM PSR	5	11:38.572	1:26.252	2.088	76.49	2:16.884	2	35	6
30	89	R	8	Daryl SKINNS	Suzuki GSXR 750 - Indoor Climate Systems UK LTD	5	11:38.693	1:26.373	0.121	76.48	2:17.077	4	36	6
31	689		13	David TREVEIL	Yamaha YZF-R6 -	5	11:39.079	1:26.759	0.386	76.44	2:16.010	4	31	0
32	40	SUP	11	Simon WILKINSON	Suzuki SV650 -	5	11:40.425	1:28.105	1.346	76.29	2:16.950	5	32	0
33	175	R	9	Tom SVENSEN	Suzuki SV650 - Team TSR - HCL Car sales	5	11:40.460	1:28.140	0.035	76.29	2:16.411	5	33	0
34	172	R	10	Andrew ROBINSON	Yamaha YZF R6 -	5	11:52.591	1:40.271	12.131	74.99	2:19.253	4	37	3
35	143		14	Dale BREW	Honda NSF 250 R - AMR Limited	5	12:18.141	2:05.821	25.550	72.39	2:24.932	2	38	3

NOT CLASSIFIED

DNF	402	R		Kaine FARR	Suzuki GSXR - The Elms B&B Snetterton	2	4:28.468	3 Laps	3 Laps	79.62	2:09.416	2	18	
DQ	11			Josh HARVEY	Yamaha R6 - NR Racing								5	

NOT STARTED

NS	77			Joe WHITE	Suzuki GSXR 600 MAIN - The Race Shack /Just In Graphics								6	
----	----	--	--	-----------	---	--	--	--	--	--	--	--	---	--

FASTEST LAP

	9			Matt WETHERELL	Suzuki GSXR 600 - Lamonde Racing	2	2:00.750			88.51 mph			142.44 kph	
	22	SUP		Darren DOWDS	Suzuki GSX8R - sublime dsg Ltd	5	2:02.465			87.27 mph			140.45 kph	
	7	R		Darren TAYLOR	Kawasaki ZX6R - Watton Auto Centre	4	2:05.739			85.00 mph			136.79 kph	

Comments:

Bike 11 - Disqualified for failing post race technical inspection

Class - 92.5% of Race Speed = 80.72 mph

Class SUP - 92.5% of Race Speed = 79.68 mph

Class R - 92.5% of Race Speed = 77.51 mph

Weather / Track : Cloudy / Dry

Date: 31/08/2024 Start: 13:42 Finish: 13:53

These results are provisional until the conclusion of any judicial and technical matters.

Snetterton 300: 2.9689 miles

Clerk Of Course:	Stewards:	Timekeeper:	<i>Craig Smith</i>	
------------------	-----------	-------------	--------------------	--

BMCRC - MRO Championships 2024 - Rnd 6 @ Snetterton 300

BMCRC Thunderbike Sport & BMCRC Supertwins

RACE 5 - LAP CHART

LAP 1 @ 13:45:02.891			LAP 2 @ 13:47:03.641			LAP 3 @ 13:49:05.204			LAP 4 @ 13:51:07.018			LAP 5 @ 13:53:09.004		
NO	BEHIND	LAP TIME	NO	BEHIND	LAP TIME	NO	BEHIND	LAP TIME	NO	BEHIND	LAP TIME	NO	BEHIND	LAP TIME
9		2:06.207	9		2:00.750	9		2:01.563	9		2:01.814	9		2:01.986
22	2.101	2:08.308	22	4.218	2:02.867	11	5.388	2:02.185	11	5.900	2:02.326	11	6.567	2:02.653
11	2.425	2:08.632	11	4.766	2:03.091	22	6.259	2:03.604	22	7.501	2:03.056	22	7.980	2:02.465
69	4.094	2:10.301	69	5.839	2:02.495	69	7.159	2:02.883	69	8.049	2:02.704	69	9.110	2:03.047
15	4.522	2:10.729	15	8.019	2:04.247	15	10.898	2:04.442	15	13.120	2:04.036	15	15.322	2:04.188
7	7.032	2:13.239	7	12.835	2:06.553	7	17.380	2:06.108	7	21.305	2:05.739	33	25.146	2:05.402
33	7.263	2:13.470	33	13.331	2:06.818	33	17.842	2:06.074	33	21.730	2:05.702	7	25.354	2:06.035
111	8.134	2:14.341	111	14.063	2:06.679	111	18.012	2:05.512	111	23.975	2:07.777	111	28.691	2:06.702
48	10.111	2:16.318	23	17.857	2:08.140	5	23.742	2:07.226	5	29.530	2:07.602	5	35.669	2:08.125
97	10.222	2:16.429	5	18.079	2:08.179	23	24.228	2:07.934	23	30.900	2:08.486	23	37.451	2:08.537
23	10.467	2:16.674	48	18.491	2:09.130	48	25.483	2:08.555	48	31.211	2:07.542	27	38.027	2:08.138
27	10.477	2:16.684	27	18.583	2:08.856	100	25.680	2:08.226	100	31.584	2:07.718	48	38.352	2:09.127
5	10.650	2:16.857	100	19.017	2:08.675	3	26.000	2:08.009	3	31.840	2:07.654	3	38.605	2:08.751
100	11.092	2:17.299	97	19.414	2:09.942	27	26.354	2:09.334	27	31.875	2:07.335	97	39.028	2:07.780
3	11.474	2:17.681	3	19.554	2:08.830	82	26.643	2:08.300	97	33.234	2:07.871	100	39.056	2:09.458
82	11.845	2:18.052	82	19.906	2:08.811	97	27.177	2:09.326	82	34.055	2:09.226	82	40.376	2:08.307
402	12.845	2:19.052	402	21.511	2:09.416	81	31.772	2:11.444	81	39.589	2:09.631	81	47.434	2:09.831
81	13.556	2:19.763	81	21.891	2:09.085	115	38.335	2:12.676	557	47.793	2:10.402	557	55.938	2:10.131
115	14.789	2:20.996	115	27.222	2:13.183	51	38.887	2:12.390	115	48.773	2:12.252	115	58.679	2:11.892
189	15.439	2:21.646	189	27.790	2:13.101	557	39.205	2:12.167	51	49.901	2:12.828	51	59.658	2:11.743
75	17.451	2:23.658	51	28.060	2:11.203	189	41.257	2:15.030	889	53.133	2:11.485	137	1:03.721	2:12.509
51	17.607	2:23.814	557	28.601	2:10.692	137	42.959	2:13.294	137	53.198	2:12.053	889	1:04.014	2:12.867
137	18.557	2:24.764	137	31.228	2:13.421	889	43.462	2:12.716	189	54.053	2:14.610	141	1:05.315	2:11.271
557	18.659	2:24.866	889	32.309	2:13.515	141	45.018	2:13.473	141	56.030	2:12.826	189	1:05.572	2:13.505
141	18.910	2:25.117	141	33.108	2:14.948	55	45.685	2:13.170	55	56.655	2:12.784	55	1:06.457	2:11.788
889	19.544	2:25.751	75	33.782	2:17.081	75	47.747	2:15.528	75	59.941	2:14.008	75	1:13.072	2:15.117
293	19.649	2:25.856	55	34.078	2:14.470	293	48.410	2:15.837	293	1:00.760	2:14.164	293	1:13.134	2:14.360
55	20.358	2:26.565	293	34.136	2:15.237	127	52.976	2:17.003	127	1:08.230	2:17.068	14	1:21.623	2:14.950
127	21.175	2:27.382	127	37.536	2:17.111	114	53.872	2:16.972	14	1:08.659	2:16.313	127	1:24.164	2:17.920
114	22.329	2:28.536	114	38.463	2:16.884	14	54.160	2:16.172	114	1:10.435	2:18.377	114	1:26.252	2:17.803
89	22.674	2:28.881	14	39.551	2:17.029	89	55.785	2:17.262	89	1:11.048	2:17.077	89	1:26.373	2:17.311
14	23.272	2:29.479	89	40.086	2:18.162	40	57.221	2:17.457	689	1:11.508	2:16.010	689	1:26.759	2:17.237
175	23.845	2:30.052	40	41.327	2:18.190	689	57.312	2:16.436	40	1:13.141	2:17.734	40	1:28.105	2:16.950
40	23.887	2:30.094	175	41.871	2:18.776	175	58.094	2:17.786	175	1:13.715	2:17.435	175	1:28.140	2:16.411
689	24.170	2:30.377	689	42.439	2:19.019	172	1:05.158	2:20.460	172	1:22.597	2:19.253	172	1:40.271	2:19.660
172	27.538	2:33.745	172	46.261	2:19.473	143	1:19.100	2:26.303	143	1:42.791	2:25.505	143	2:05.821	2:25.016
143	30.178	2:36.385	143	54.360	2:24.932									

BMCRC - MRO Championships 2024 - Rnd 6 @ Snetterton 300

BMCRC Thunderbike Sport & BMCRC Supertwins

RACE 5 - POSITION CHART

No	Name	Lap Pos	Lap				
			1	2	3	4	5
9	WETHERELL	1	9	9	9	9	9
15	MERCER	2	22	22	11	11	11
69	RUSSO	3	11	11	22	22	22
22	DOWDS	4	69	69	69	69	69
11	HARVEY	5	15	15	15	15	15
77	WHITE	6	7	7	7	7	33
7	TAYLOR	7	33	33	33	33	7
33	BISWELL	8	111	111	111	111	111
48	WALLIS	9	48	23	5	5	5
111	BATE	10	97	5	23	23	23
27	BROWN	11	23	48	48	48	27
81	MAY	12	27	27	100	100	48
97	MANN	13	5	100	3	3	3
82	HINNELLS	14	100	97	27	27	97
100	HOWTON	15	3	3	82	97	100
23	ISAACSON	16	82	82	97	82	82
5	STONE	17	402	402	81	81	81
402	FARR	18	81	81	115	557	557
3	ARBON	19	115	115	51	115	115
557	WILTON	20	189	189	557	51	51
51	BEESELEY	21	75	51	189	889	137
115	SVENSEN	22	51	557	137	137	889
75	MAY	23	137	137	889	189	141
137	McPHERSON	24	557	889	141	141	189
293	SMITH	25	141	141	55	55	55
141	ANDREWS	26	889	75	75	75	75
55	MANSON-CHUBB	27	293	55	293	293	293
189	BARAN	28	55	293	127	127	14
14	DAVIES	29	127	127	114	14	127
889	STANCIU	30	114	114	14	114	114
689	TREVEIL	31	89	14	89	89	89
40	WILKINSON	32	14	89	40	689	689
175	SVENSEN	33	175	40	689	40	40
127	CHAM	34	40	175	175	175	175
114	BATE	35	689	689	172	172	172
89	SKINNS	36	172	172	143	143	143
172	ROBINSON	37	143	143			
143	BREW	38					

BMCRC - MRO Championships 2024 - Rnd 6 @ Snetterton 300

BMCRC Thunderbike Sport & BMCRC Supertwins

RACE 5 - SECTOR ANALYSIS



SECTOR 1 = FL to I1, SECTOR 2 = I1 to FL, DIFF = Difference To Personal Best Lap, P = Crossed Finish Line in Pit Lane, D = Time Disallowed

P1 9		Matt WETHERELL		Suzuki GSXR 600 - Lamonde Racing		
IDEAL LAP TIME : 2:00.742		BEST LAP TIME : 2:00.750		DIFFERENCE : 0.008		
LAP	SECTOR 1	SECTOR 2	LAP TIME	MPH	DIFF	TIME OF DAY
1 -		40.196	2:06.207	84.68	5.457	13:45:02.891
2 -	1:20.812	39.938	2:00.750 (1)	88.51		13:47:03.641
3 -	1:21.633	39.930	2:01.563 (2)	87.92	0.813	13:49:05.204
4 -	1:21.694	40.120	2:01.814 (3)	87.74	1.064	13:51:07.018
5 -	1:21.665	40.321	2:01.986	87.61	1.236	13:53:09.004

P2 11		Josh HARVEY		Yamaha R6 - NR Racing		
IDEAL LAP TIME : 2:01.931		BEST LAP TIME : 2:02.185		DIFFERENCE : 0.254		
LAP	SECTOR 1	SECTOR 2	LAP TIME	MPH	DIFF	TIME OF DAY
1 -		40.617	2:08.632	83.09	6.447	13:45:05.316
2 -	1:22.130	40.961	2:03.091	86.83	0.906	13:47:08.407
3 -	1:21.314	40.871	2:02.185 (1)	87.47		13:49:10.592
4 -	1:21.683	40.643	2:02.326 (2)	87.37	0.141	13:51:12.918
5 -	1:21.905	40.748	2:02.653 (3)	87.14	0.468	13:53:15.571

P3 22 SUP		Darren DOWDS		Suzuki GSXR8R - sublime dsg Ltd		
IDEAL LAP TIME : 2:02.465		BEST LAP TIME : 2:02.465		DIFFERENCE : 0.000		
LAP	SECTOR 1	SECTOR 2	LAP TIME	MPH	DIFF	TIME OF DAY
1 -		40.629	2:08.308	83.30	5.843	13:45:04.992
2 -	1:22.078	40.789	2:02.867 (2)	86.98	0.402	13:47:07.859
3 -	1:22.042	41.562	2:03.604	86.47	1.139	13:49:11.463
4 -	1:22.295	40.761	2:03.056 (3)	86.85	0.591	13:51:14.519
5 -	1:21.842	40.623	2:02.465 (1)	87.27		13:53:16.984

P4 69		Tony RUSSO		Yamaha R6 - Wymark Lubricants		
IDEAL LAP TIME : 2:02.349		BEST LAP TIME : 2:02.495		DIFFERENCE : 0.146		
LAP	SECTOR 1	SECTOR 2	LAP TIME	MPH	DIFF	TIME OF DAY
1 -		40.799	2:10.301	82.02	7.806	13:45:06.985
2 -	1:22.018	40.477	2:02.495 (1)	87.25		13:47:09.480
3 -	1:22.376	40.507	2:02.883 (3)	86.97	0.388	13:49:12.363
4 -	1:22.373	40.331	2:02.704 (2)	87.10	0.209	13:51:15.067
5 -	1:22.468	40.579	2:03.047	86.86	0.552	13:53:18.114

P5 15		Daniel MERCER		Yamaha R6 - Merc&Co Racing, Apex2Apex promotions, Electric		
IDEAL LAP TIME : 2:03.908		BEST LAP TIME : 2:04.036		DIFFERENCE : 0.128		
LAP	SECTOR 1	SECTOR 2	LAP TIME	MPH	DIFF	TIME OF DAY
1 -		41.326	2:10.729	81.75	6.693	13:45:07.413
2 -	1:22.902	41.345	2:04.247 (3)	86.02	0.211	13:47:11.660
3 -	1:23.335	41.107	2:04.442	85.88	0.406	13:49:16.102
4 -	1:22.968	41.068	2:04.036 (1)	86.16		13:51:20.138
5 -	1:22.840	41.348	2:04.188 (2)	86.06	0.152	13:53:24.326

P6 33		Mark BISWELL		Yamaha FZR600R - Bizzle Bikesport		
IDEAL LAP TIME : 2:05.268		BEST LAP TIME : 2:05.402		DIFFERENCE : 0.134		
LAP	SECTOR 1	SECTOR 2	LAP TIME	MPH	DIFF	TIME OF DAY
1 -		42.057	2:13.470	80.07	8.068	13:45:10.154
2 -	1:24.791	42.027	2:06.818	84.27	1.416	13:47:16.972
3 -	1:23.935	42.139	2:06.074 (3)	84.77	0.672	13:49:23.046
4 -	1:24.368	41.334	2:05.702 (2)	85.02	0.300	13:51:28.748
5 -	1:24.069	41.333	2:05.402 (1)	85.23		13:53:34.150

BMCRC - MRO Championships 2024 - Rnd 6 @ Snetterton 300

BMCRC Thunderbike Sport & BMCRC Supertwins

RACE 5 - SECTOR ANALYSIS



SECTOR 1 = FL to I1, SECTOR 2 = I1 to FL, DIFF = Difference To Personal Best Lap, P = Crossed Finish Line in Pit Lane, D = Time Disallowed

P7		7 R		Darren TAYLOR		Kawasaki ZX6R - Watton Auto Centre	
IDEAL LAP TIME : 2:05.325		BEST LAP TIME : 2:05.739		DIFFERENCE : 0.414			
LAP	SECTOR 1	SECTOR 2	LAP TIME	MPH	DIFF	TIME OF DAY	
1 -		42.072	2:13.239	80.21	7.500	13:45:09.923	
2 -	1:24.462	42.091	2:06.553	84.45	0.814	13:47:16.476	
3 -	1:24.040	42.068	2:06.108 (3)	84.75	0.369	13:49:22.584	
4 -	1:24.237	41.502	2:05.739 (1)	85.00		13:51:28.323	
5 -	1:23.823	42.212	2:06.035 (2)	84.80	0.296	13:53:34.358	

P8		111		Freddie BATE		Yamaha R6 - hartjay	
IDEAL LAP TIME : 2:05.232		BEST LAP TIME : 2:05.512		DIFFERENCE : 0.280			
LAP	SECTOR 1	SECTOR 2	LAP TIME	MPH	DIFF	TIME OF DAY	
1 -		42.352	2:14.341	79.55	8.829	13:45:11.025	
2 -	1:24.641	42.038	2:06.679 (2)	84.37	1.167	13:47:17.704	
3 -	1:23.194	42.318	2:05.512 (1)	85.15		13:49:23.216	
4 -	1:25.659	42.118	2:07.777	83.64	2.265	13:51:30.993	
5 -	1:24.305	42.397	2:06.702 (3)	84.35	1.190	13:53:37.695	

P9		5 R		Logan STONE		Yamaha R6 -	
IDEAL LAP TIME : 2:07.032		BEST LAP TIME : 2:07.226		DIFFERENCE : 0.194			
LAP	SECTOR 1	SECTOR 2	LAP TIME	MPH	DIFF	TIME OF DAY	
1 -		42.675	2:16.857	78.09	9.631	13:45:13.541	
2 -	1:25.828	42.351	2:08.179	83.38	0.953	13:47:21.720	
3 -	1:25.163	42.063	2:07.226 (1)	84.00		13:49:28.946	
4 -	1:24.969	42.633	2:07.602 (2)	83.76	0.376	13:51:36.548	
5 -	1:25.343	42.782	2:08.125 (3)	83.41	0.899	13:53:44.673	

P10		23 R		Jonathan ISAACSON		Yamaha R6 - None	
IDEAL LAP TIME : 2:07.590		BEST LAP TIME : 2:07.934		DIFFERENCE : 0.344			
LAP	SECTOR 1	SECTOR 2	LAP TIME	MPH	DIFF	TIME OF DAY	
1 -		42.928	2:16.674	78.20	8.740	13:45:13.358	
2 -	1:25.670	42.470	2:08.140 (2)	83.40	0.206	13:47:21.498	
3 -	1:25.967	41.967	2:07.934 (1)	83.54		13:49:29.432	
4 -	1:25.623	42.863	2:08.486 (3)	83.18	0.552	13:51:37.918	
5 -	1:25.669	42.868	2:08.537	83.15	0.603	13:53:46.455	

P11		27 SUP		Ben BROWN		Yamaha R7 - Hunts Motorcycles	
IDEAL LAP TIME : 2:07.335		BEST LAP TIME : 2:07.335		DIFFERENCE : 0.000			
LAP	SECTOR 1	SECTOR 2	LAP TIME	MPH	DIFF	TIME OF DAY	
1 -		42.963	2:16.684	78.19	9.349	13:45:13.368	
2 -	1:26.550	42.306	2:08.856 (3)	82.94	1.521	13:47:22.224	
3 -	1:26.829	42.505	2:09.334	82.63	1.999	13:49:31.558	
4 -	1:25.273	42.062	2:07.335 (1)	83.93		13:51:38.893	
5 -	1:25.432	42.706	2:08.138 (2)	83.41	0.803	13:53:47.031	

P12		48		Shaun WALLIS		Yamaha R6 (W) - MBC Despatch Racing	
IDEAL LAP TIME : 2:07.424		BEST LAP TIME : 2:07.542		DIFFERENCE : 0.118			
LAP	SECTOR 1	SECTOR 2	LAP TIME	MPH	DIFF	TIME OF DAY	
1 -		43.345	2:16.318	78.40	8.776	13:45:13.002	
2 -	1:25.934	43.196	2:09.130	82.76	1.588	13:47:22.132	
3 -	1:25.697	42.858	2:08.555 (2)	83.14	1.013	13:49:30.687	
4 -	1:24.566	42.976	2:07.542 (1)	83.80		13:51:38.229	
5 -	1:25.526	43.601	2:09.127 (3)	82.77	1.585	13:53:47.356	

BMCRC - MRO Championships 2024 - Rnd 6 @ Snetterton 300

BMCRC Thunderbike Sport & BMCRC Supertwins

RACE 5 - SECTOR ANALYSIS



SECTOR 1 = FL to I1, SECTOR 2 = I1 to FL, DIFF = Difference To Personal Best Lap, P = Crossed Finish Line in Pit Lane, D = Time Disallowed

P13		3 SUP		Oliver ARBON		Suzuki SV650 - TT Plumbing & Heating	
IDEAL LAP TIME : 2:07.654		BEST LAP TIME : 2:07.654		DIFFERENCE : 0.000			
LAP	SECTOR 1	SECTOR 2	LAP TIME	MPH	DIFF	TIME OF DAY	
1 -		43.445	2:17.681	77.62	10.027	13:45:14.365	
2 -	1:25.820	43.010	2:08.830	82.96	1.176	13:47:23.195	
3 -	1:25.772	42.237	2:08.009 (2)	83.49	0.355	13:49:31.204	
4 -	1:25.449	42.205	2:07.654 (1)	83.72		13:51:38.858	
5 -	1:25.691	43.060	2:08.751 (3)	83.01	1.097	13:53:47.609	

P14		97 SUP		Alex MANN		- Michael Jones Jeweller, Esprit Group, Eastgate Commercials,	
IDEAL LAP TIME : 2:06.725		BEST LAP TIME : 2:07.780		DIFFERENCE : 1.055			
LAP	SECTOR 1	SECTOR 2	LAP TIME	MPH	DIFF	TIME OF DAY	
1 -		42.906	2:16.429	78.34	8.649	13:45:13.113	
2 -	1:27.088	42.854	2:09.942	82.25	2.162	13:47:23.055	
3 -	1:26.574	42.752	2:09.326 (3)	82.64	1.546	13:49:32.381	
4 -	1:26.200	41.671	2:07.871 (2)	83.58	0.091	13:51:40.252	
5 -	1:25.054	42.726	2:07.780 (1)	83.64		13:53:48.032	

P15		100 SUP		Craig HOWTON		Kawasaki ER6N - ME	
IDEAL LAP TIME : 2:07.718		BEST LAP TIME : 2:07.718		DIFFERENCE : 0.000			
LAP	SECTOR 1	SECTOR 2	LAP TIME	MPH	DIFF	TIME OF DAY	
1 -		42.953	2:17.299	77.84	9.581	13:45:13.983	
2 -	1:26.023	42.652	2:08.675 (3)	83.06	0.957	13:47:22.658	
3 -	1:25.721	42.505	2:08.226 (2)	83.35	0.508	13:49:30.884	
4 -	1:25.721	41.997	2:07.718 (1)	83.68		13:51:38.602	
5 -	1:25.841	43.617	2:09.458	82.56	1.740	13:53:48.060	

P16		82		Matt HINNELLS		Yamaha YZF R6 - FH82Racing	
IDEAL LAP TIME : 2:08.148		BEST LAP TIME : 2:08.300		DIFFERENCE : 0.152			
LAP	SECTOR 1	SECTOR 2	LAP TIME	MPH	DIFF	TIME OF DAY	
1 -		43.075	2:18.052	77.42	9.752	13:45:14.736	
2 -	1:26.257	42.554	2:08.811 (3)	82.97	0.511	13:47:23.547	
3 -	1:25.931	42.369	2:08.300 (1)	83.30		13:49:31.847	
4 -	1:26.784	42.442	2:09.226	82.70	0.926	13:51:41.073	
5 -	1:25.779	42.528	2:08.307 (2)	83.30	0.007	13:53:49.380	

P17		81 SUP		Malvern MAY		Aprilia RS660 - IMP racing	
IDEAL LAP TIME : 2:09.085		BEST LAP TIME : 2:09.085		DIFFERENCE : 0.000			
LAP	SECTOR 1	SECTOR 2	LAP TIME	MPH	DIFF	TIME OF DAY	
1 -		43.707	2:19.763	76.47	10.678	13:45:16.447	
2 -	1:26.606	42.479	2:09.085 (1)	82.79		13:47:25.532	
3 -	1:28.204	43.240	2:11.444	81.31	2.359	13:49:36.976	
4 -	1:26.854	42.777	2:09.631 (2)	82.45	0.546	13:51:46.607	
5 -	1:26.872	42.959	2:09.831 (3)	82.32	0.746	13:53:56.438	

P18		557 R		John WILTON		Yamaha R6 - Repetition Roasters	
IDEAL LAP TIME : 2:09.721		BEST LAP TIME : 2:10.131		DIFFERENCE : 0.410			
LAP	SECTOR 1	SECTOR 2	LAP TIME	MPH	DIFF	TIME OF DAY	
1 -		45.329	2:24.866	73.77	14.735	13:45:21.550	
2 -	1:26.867	43.825	2:10.692 (3)	81.78	0.561	13:47:32.242	
3 -	1:27.953	44.214	2:12.167	80.86	2.036	13:49:44.409	
4 -	1:26.964	43.438	2:10.402 (2)	81.96	0.271	13:51:54.811	
5 -	1:26.283	43.848	2:10.131 (1)	82.13		13:54:04.942	

BMCRC - MRO Championships 2024 - Rnd 6 @ Snetterton 300

BMCRC Thunderbike Sport & BMCRC Supertwins

RACE 5 - SECTOR ANALYSIS



SECTOR 1 = FL to I1, SECTOR 2 = I1 to FL, DIFF = Difference To Personal Best Lap, P = Crossed Finish Line in Pit Lane, D = Time Disallowed

P19 115 SUP James SVENSEN		Suzuki SV650S -				
IDEAL LAP TIME : 2:11.892		BEST LAP TIME : 2:11.892		DIFFERENCE : 0.000		
LAP	SECTOR 1	SECTOR 2	LAP TIME	MPH	DIFF	TIME OF DAY
1 -		43.641	2:20.996	75.80	9.104	13:45:17.680
2 -	1:29.283	43.900	2:13.183	80.25	1.291	13:47:30.863
3 -	1:29.247	43.429	2:12.676 (3)	80.55	0.784	13:49:43.539
4 -	1:28.710	43.542	2:12.252 (2)	80.81	0.360	13:51:55.791
5 -	1:28.556	43.336	2:11.892 (1)	81.03		13:54:07.683

P20 51 Paul BEESLEY		Yamaha R6 -				
IDEAL LAP TIME : 2:10.826		BEST LAP TIME : 2:11.203		DIFFERENCE : 0.377		
LAP	SECTOR 1	SECTOR 2	LAP TIME	MPH	DIFF	TIME OF DAY
1 -		44.490	2:23.814	74.31	12.611	13:45:20.498
2 -	1:27.298	43.905	2:11.203 (1)	81.46		13:47:31.701
3 -	1:28.363	44.027	2:12.390 (3)	80.73	1.187	13:49:44.091
4 -	1:29.136	43.692	2:12.828	80.46	1.625	13:51:56.919
5 -	1:28.215	43.528	2:11.743 (2)	81.12	0.540	13:54:08.662

P21 137 Colin McPHERSON		Yamaha R6 -				
IDEAL LAP TIME : 2:12.046		BEST LAP TIME : 2:12.053		DIFFERENCE : 0.007		
LAP	SECTOR 1	SECTOR 2	LAP TIME	MPH	DIFF	TIME OF DAY
1 -		45.279	2:24.764	73.83	12.711	13:45:21.448
2 -	1:29.251	44.170	2:13.421	80.10	1.368	13:47:34.869
3 -	1:28.882	44.412	2:13.294 (3)	80.18	1.241	13:49:48.163
4 -	1:27.876	44.177	2:12.053 (1)	80.93		13:52:00.216
5 -	1:28.082	44.427	2:12.509 (2)	80.65	0.456	13:54:12.725

P22 889 R Florentin Valentin STANCIU		Honda 600F -				
IDEAL LAP TIME : 2:11.485		BEST LAP TIME : 2:11.485		DIFFERENCE : 0.000		
LAP	SECTOR 1	SECTOR 2	LAP TIME	MPH	DIFF	TIME OF DAY
1 -		45.093	2:25.751	73.33	14.266	13:45:22.435
2 -	1:29.137	44.378	2:13.515	80.05	2.030	13:47:35.950
3 -	1:28.507	44.209	2:12.716 (2)	80.53	1.231	13:49:48.666
4 -	1:27.342	44.143	2:11.485 (1)	81.28		13:52:00.151
5 -	1:27.828	45.039	2:12.867 (3)	80.44	1.382	13:54:13.018

P23 141 SUP Jack ANDREWS		Yamaha R7 - B1 Barbers and power tool hub				
IDEAL LAP TIME : 2:10.774		BEST LAP TIME : 2:11.271		DIFFERENCE : 0.497		
LAP	SECTOR 1	SECTOR 2	LAP TIME	MPH	DIFF	TIME OF DAY
1 -		45.396	2:25.117	73.65	13.846	13:45:21.801
2 -	1:30.134	44.814	2:14.948	79.20	3.677	13:47:36.749
3 -	1:29.120	44.353	2:13.473 (3)	80.07	2.202	13:49:50.222
4 -	1:29.282	43.544	2:12.826 (2)	80.46	1.555	13:52:03.048
5 -	1:27.230	44.041	2:11.271 (1)	81.41		13:54:14.319

P24 189 SUP Sebastian BARAN		Suzuki SV650 -				
IDEAL LAP TIME : 2:12.860		BEST LAP TIME : 2:13.101		DIFFERENCE : 0.241		
LAP	SECTOR 1	SECTOR 2	LAP TIME	MPH	DIFF	TIME OF DAY
1 -		44.074	2:21.646	75.45	8.545	13:45:18.330
2 -	1:28.786	44.315	2:13.101 (1)	80.30		13:47:31.431
3 -	1:30.595	44.435	2:15.030	79.15	1.929	13:49:46.461
4 -	1:29.697	44.913	2:14.610 (3)	79.40	1.509	13:52:01.071
5 -	1:29.188	44.317	2:13.505 (2)	80.05	0.404	13:54:14.576

BMCRC - MRO Championships 2024 - Rnd 6 @ Snetterton 300

BMCRC Thunderbike Sport & BMCRC Supertwins

RACE 5 - SECTOR ANALYSIS



SECTOR 1 = FL to I1, SECTOR 2 = I1 to FL, DIFF = Difference To Personal Best Lap, P = Crossed Finish Line in Pit Lane, D = Time Disallowed

P25 55 R		Magnus MANSON-CHUBB		Yamaha R6 -		
IDEAL LAP TIME : 2:11.049		BEST LAP TIME : 2:11.788		DIFFERENCE : 0.739		
LAP	SECTOR 1	SECTOR 2	LAP TIME	MPH	DIFF	TIME OF DAY
1 -		45.519	2:26.565	72.92	14.777	13:45:23.249
2 -	1:29.171	45.299	2:14.470	79.48	2.682	13:47:37.719
3 -	1:28.657	44.513	2:13.170 (3)	80.25	1.382	13:49:50.889
4 -	1:28.969	43.815	2:12.784 (2)	80.49	0.996	13:52:03.673
5 -	1:27.234	44.554	2:11.788 (1)	81.10		13:54:15.461

P26 75		Stewart MAY		Kawasaki ZX6R - Mucking fagic		
IDEAL LAP TIME : 2:14.008		BEST LAP TIME : 2:14.008		DIFFERENCE : 0.000		
LAP	SECTOR 1	SECTOR 2	LAP TIME	MPH	DIFF	TIME OF DAY
1 -		44.534	2:23.658	74.39	9.650	13:45:20.342
2 -	1:31.431	45.650	2:17.081	77.96	3.073	13:47:37.423
3 -	1:30.263	45.265	2:15.528 (3)	78.86	1.520	13:49:52.951
4 -	1:29.873	44.135	2:14.008 (1)	79.75		13:52:06.959
5 -	1:30.668	44.449	2:15.117 (2)	79.10	1.109	13:54:22.076

P27 293		Leigh SMITH		Suzuki SV650 - Smiths Mechanical Support Ltd, Lamonde Autor		
IDEAL LAP TIME : 2:14.151		BEST LAP TIME : 2:14.164		DIFFERENCE : 0.013		
LAP	SECTOR 1	SECTOR 2	LAP TIME	MPH	DIFF	TIME OF DAY
1 -		45.786	2:25.856	73.27	11.692	13:45:22.540
2 -	1:30.238	44.999	2:15.237 (3)	79.03	1.073	13:47:37.777
3 -	1:31.081	44.756	2:15.837	78.68	1.673	13:49:53.614
4 -	1:29.837	44.327	2:14.164 (1)	79.66		13:52:07.778
5 -	1:30.046	44.314	2:14.360 (2)	79.54	0.196	13:54:22.138

P28 14 R		George DAVIES		Suzuki SV650 - little T's Childcare , Alfie Weeks		
IDEAL LAP TIME : 2:14.950		BEST LAP TIME : 2:14.950		DIFFERENCE : 0.000		
LAP	SECTOR 1	SECTOR 2	LAP TIME	MPH	DIFF	TIME OF DAY
1 -		45.894	2:29.479	71.50	14.529	13:45:26.163
2 -	1:31.271	45.758	2:17.029	77.99	2.079	13:47:43.192
3 -	1:30.917	45.255	2:16.172 (2)	78.48	1.222	13:49:59.364
4 -	1:30.767	45.546	2:16.313 (3)	78.40	1.363	13:52:15.677
5 -	1:30.243	44.707	2:14.950 (1)	79.20		13:54:30.627

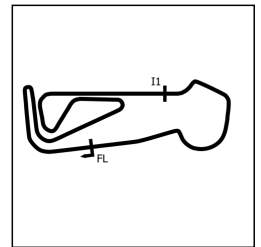
P29 127 SUP		Matthew CHAM		Ducati MONSTER 796 -		
IDEAL LAP TIME : 2:16.593		BEST LAP TIME : 2:17.003		DIFFERENCE : 0.410		
LAP	SECTOR 1	SECTOR 2	LAP TIME	MPH	DIFF	TIME OF DAY
1 -		46.294	2:27.382	72.51	10.379	13:45:24.066
2 -	1:31.757	45.354	2:17.111 (3)	77.95	0.108	13:47:41.177
3 -	1:32.167	44.836	2:17.003 (1)	78.01		13:49:58.180
4 -	1:31.777	45.291	2:17.068 (2)	77.97	0.065	13:52:15.248
5 -	1:32.496	45.424	2:17.920	77.49	0.917	13:54:33.168

P30 114		Richard BATE		Suzuki GSXR750 - TEAM PSR		
IDEAL LAP TIME : 2:16.853		BEST LAP TIME : 2:16.884		DIFFERENCE : 0.031		
LAP	SECTOR 1	SECTOR 2	LAP TIME	MPH	DIFF	TIME OF DAY
1 -		46.422	2:28.536	71.95	11.652	13:45:25.220
2 -	1:31.192	45.692	2:16.884 (1)	78.08		13:47:42.104
3 -	1:31.295	45.677	2:16.972 (2)	78.03	0.088	13:49:59.076
4 -	1:32.716	45.661	2:18.377	77.23	1.493	13:52:17.453
5 -	1:31.710	46.093	2:17.803 (3)	77.56	0.919	13:54:35.256

BMCRC - MRO Championships 2024 - Rnd 6 @ Snetterton 300

BMCRC Thunderbike Sport & BMCRC Supertwins

RACE 5 - SECTOR ANALYSIS



SECTOR 1 = FL to I1, SECTOR 2 = I1 to FL, DIFF = Difference To Personal Best Lap, P = Crossed Finish Line in Pit Lane, D = Time Disallowed

LAP	SECTOR 1	SECTOR 2	LAP TIME	MPH	DIFF	TIME OF DAY
P31 89 R Daryl SKINNS Suzuki GSXR 750 - Indoor Climate Systems UK LTD						
IDEAL LAP TIME : 2:16.938		BEST LAP TIME : 2:17.077		DIFFERENCE : 0.139		
1 -		45.796	2:28.881	71.78	11.804	13:45:25.565
2 -	1:31.900	46.262	2:18.162	77.35	1.085	13:47:43.727
3 -	1:31.687	45.575	2:17.262 (2)	77.86	0.185	13:50:00.989
4 -	1:31.419	45.658	2:17.077 (1)	77.97		13:52:18.066
5 -	1:31.363	45.948	2:17.311 (3)	77.83	0.234	13:54:35.377
P32 689 David TREVEIL Yamaha YZF-R6 -						
IDEAL LAP TIME : 2:16.010		BEST LAP TIME : 2:16.010		DIFFERENCE : 0.000		
1 -		45.876	2:30.377	71.07	14.367	13:45:27.061
2 -	1:32.066	46.953	2:19.019	76.88	3.009	13:47:46.080
3 -	1:30.784	45.652	2:16.436 (2)	78.33	0.426	13:50:02.516
4 -	1:30.477	45.533	2:16.010 (1)	78.58		13:52:18.526
5 -	1:31.334	45.903	2:17.237 (3)	77.88	1.227	13:54:35.763
P33 40 SUP Simon WILKINSON Suzuki SV650 -						
IDEAL LAP TIME : 2:16.764		BEST LAP TIME : 2:16.950		DIFFERENCE : 0.186		
1 -		46.764	2:30.094	71.20	13.144	13:45:26.778
2 -	1:32.303	45.887	2:18.190	77.34	1.240	13:47:44.968
3 -	1:31.837	45.620	2:17.457 (2)	77.75	0.507	13:50:02.425
4 -	1:32.400	45.334	2:17.734 (3)	77.59	0.784	13:52:20.159
5 -	1:31.430	45.520	2:16.950 (1)	78.04		13:54:37.109
P34 175 R Tom SVENSEN Suzuki SV650 - Team TSR - HCL Car sales						
IDEAL LAP TIME : 2:16.411		BEST LAP TIME : 2:16.411		DIFFERENCE : 0.000		
1 -		46.196	2:30.052	71.22	13.641	13:45:26.736
2 -	1:32.440	46.336	2:18.776	77.01	2.365	13:47:45.512
3 -	1:31.431	46.355	2:17.786 (3)	77.57	1.375	13:50:03.298
4 -	1:31.822	45.613	2:17.435 (2)	77.76	1.024	13:52:20.733
5 -	1:31.024	45.387	2:16.411 (1)	78.35		13:54:37.144
P35 172 R Andrew ROBINSON Yamaha YZF R6 -						
IDEAL LAP TIME : 2:18.361		BEST LAP TIME : 2:19.253		DIFFERENCE : 0.892		
1 -		47.039	2:33.745	69.51	14.492	13:45:30.429
2 -	1:33.024	46.449	2:19.473 (2)	76.63	0.220	13:47:49.902
3 -	1:33.734	46.726	2:20.460	76.09	1.207	13:50:10.362
4 -	1:33.301	45.952	2:19.253 (1)	76.75		13:52:29.615
5 -	1:32.409	47.251	2:19.660 (3)	76.52	0.407	13:54:49.275
P36 143 Dale BREW Honda NSF 250 R - AMR Limited						
IDEAL LAP TIME : 2:24.584		BEST LAP TIME : 2:24.932		DIFFERENCE : 0.348		
1 -		49.433	2:36.385	68.34	11.453	13:45:33.069
2 -	1:36.185	48.747	2:24.932 (1)	73.74		13:47:58.001
3 -	1:37.904	48.399	2:26.303	73.05	1.371	13:50:24.304
4 -	1:36.823	48.682	2:25.505 (3)	73.45	0.573	13:52:49.809
5 -	1:36.524	48.492	2:25.016 (2)	73.70	0.084	13:55:14.825

BMCRC - MRO Championships 2024 - Rnd 6 @ Snetterton 300

BMCRC Thunderbike Sport & BMCRC Supertwins

RACE 5 - SECTOR ANALYSIS



SECTOR 1 = FL to I1, SECTOR 2 = I1 to FL, DIFF = Difference To Personal Best Lap, P = Crossed Finish Line in Pit Lane, D = Time Disallowed

P37	402 R	Kaine FARR	Suzuki GSXR - The Elms B&B Snetterton			
IDEAL LAP TIME : 2:09.416		BEST LAP TIME : 2:09.416	DIFFERENCE : 0.000			
LAP	SECTOR 1	SECTOR 2	LAP TIME	MPH	DIFF	TIME OF DAY
1 -		43.805	2:19.052	76.86	9.636	13:45:15.736
2 -	1:26.192	43.224	2:09.416 (1)	82.58		13:47:25.152

BMCRC - MRO Championships 2024 - Rnd 6 @ Snetterton 300

BMCRC Thunderbike Sport & BMCRC Supertwins

RACE 5 - BEST SECTORS

SECTOR 1			SECTOR 2			IDEAL / BEST COMPARISON						
POS	NO	NAME	TIME	NO	NAME	TIME	POS	NO	NAME	IDEAL	BEST	DIFF
									PERFECT LAP	2:00.742		
1	9	WETHERELL	1:20.812	9	WETHERELL	39.930	1	9	WETHERELL	2:00.742	2:00.750	0.008
2	11	HARVEY	1:21.314	69	RUSSO	40.331	2	11	HARVEY	2:01.931	2:02.185	0.254
3	22	DOWDS	1:21.842	11	HARVEY	40.617	3	69	RUSSO	2:02.349	2:02.495	0.146
4	69	RUSSO	1:22.018	22	DOWDS	40.623	4	22	DOWDS	2:02.465	2:02.465	0.000
5	15	MERCER	1:22.840	15	MERCER	41.068	5	15	MERCER	2:03.908	2:04.036	0.128
6	111	BATE	1:23.194	33	BISWELL	41.333	6	111	BATE	2:05.232	2:05.512	0.280
7	7	TAYLOR	1:23.823	7	TAYLOR	41.502	7	33	BISWELL	2:05.268	2:05.402	0.134
8	33	BISWELL	1:23.935	97	MANN	41.671	8	7	TAYLOR	2:05.325	2:05.739	0.414
9	48	WALLIS	1:24.566	23	ISAACSON	41.967	9	97	MANN	2:06.725	2:07.780	1.055
10	5	STONE	1:24.969	100	HOWTON	41.997	10	5	STONE	2:07.032	2:07.226	0.194
11	97	MANN	1:25.054	111	BATE	42.038	11	27	BROWN	2:07.335	2:07.335	0.000
12	27	BROWN	1:25.273	27	BROWN	42.062	12	48	WALLIS	2:07.424	2:07.542	0.118
13	3	ARBON	1:25.449	5	STONE	42.063	13	23	ISAACSON	2:07.590	2:07.934	0.344
14	23	ISAACSON	1:25.623	3	ARBON	42.205	14	3	ARBON	2:07.654	2:07.654	0.000
15	100	HOWTON	1:25.721	82	HINNELLS	42.369	15	100	HOWTON	2:07.718	2:07.718	0.000
16	82	HINNELLS	1:25.779	81	MAY	42.479	16	82	HINNELLS	2:08.148	2:08.300	0.152
17	402	FARR	1:26.192	48	WALLIS	42.858	17	81	MAY	2:09.085	2:09.085	0.000
18	557	WILTON	1:26.283	402	FARR	43.224	18	402	FARR	2:09.416	2:09.416	0.000
19	81	MAY	1:26.606	115	SVENSEN	43.336	19	557	WILTON	2:09.721	2:10.131	0.410
20	141	ANDREWS	1:27.230	557	WILTON	43.438	20	141	ANDREWS	2:10.774	2:11.271	0.497
21	55	MANSON-CHUBB	1:27.234	51	BEESLEY	43.528	21	51	BEESLEY	2:10.826	2:11.203	0.377
22	51	BEESLEY	1:27.298	141	ANDREWS	43.544	22	55	MANSON-CHUBB	2:11.049	2:11.788	0.739
23	889	STANCIU	1:27.342	55	MANSON-CHUBB	43.815	23	889	STANCIU	2:11.485	2:11.485	0.000
24	137	McPHERSON	1:27.876	189	BARAN	44.074	24	115	SVENSEN	2:11.892	2:11.892	0.000
25	115	SVENSEN	1:28.556	75	MAY	44.135	25	137	McPHERSON	2:12.046	2:12.053	0.007
26	189	BARAN	1:28.786	889	STANCIU	44.143	26	189	BARAN	2:12.860	2:13.101	0.241
27	293	SMITH	1:29.837	137	McPHERSON	44.170	27	75	MAY	2:14.008	2:14.008	0.000
28	75	MAY	1:29.873	293	SMITH	44.314	28	293	SMITH	2:14.151	2:14.164	0.013
29	14	DAVIES	1:30.243	14	DAVIES	44.707	29	14	DAVIES	2:14.950	2:14.950	0.000
30	689	TREVEIL	1:30.477	127	CHAM	44.836	30	689	TREVEIL	2:16.010	2:16.010	0.000
31	175	SVENSEN	1:31.024	40	WILKINSON	45.334	31	175	SVENSEN	2:16.411	2:16.411	0.000
32	114	BATE	1:31.192	175	SVENSEN	45.387	32	127	CHAM	2:16.593	2:17.003	0.410
33	89	SKINNS	1:31.363	689	TREVEIL	45.533	33	40	WILKINSON	2:16.764	2:16.950	0.186
34	40	WILKINSON	1:31.430	89	SKINNS	45.575	34	114	BATE	2:16.853	2:16.884	0.031
35	127	CHAM	1:31.757	114	BATE	45.661	35	89	SKINNS	2:16.938	2:17.077	0.139
36	172	ROBINSON	1:32.409	172	ROBINSON	45.952	36	172	ROBINSON	2:18.361	2:19.253	0.892
37	143	BREW	1:36.185	143	BREW	48.399	37	143	BREW	2:24.584	2:24.932	0.348

BMCRC - MRO Championships 2024 - Rnd 6 @ Snetterton 300

BMCRC Thunderbike Sport & BMCRC Supertwins

RACE 5 - STATISTICS

Competitors Started 37
Planned Start 2024-08-31 @ 13:40:00.000
Actual Start 2024-08-31 @ 13:42:56.683
Finish Time 2024-08-31 @ 13:53:09.003
Track Length 2.9689mi.
Total Laps 182
Total Distance Covered 540.3419mi.

Session Fastest Lap History

NO	CL	NAME	LAP TIME	TIME OF DAY	LAP	VEHICLE
9		Matt WETHERELL	2:00.750	13:47:03.648	2	Suzuki GSXR 600

Session Leader History

NO	CL	NAME	FROM LAP	LAPS LED	DISTANCE	VEHICLE
9		Matt WETHERELL	1	5	14.84 miles	Suzuki GSXR 600

Flag History

TYPE	TIME OF DAY
GREEN	13:42:56.683
FINISH	13:53:09.003

Flag Statistics

TYPE	COUNT	TOTAL LAPS	TOTAL TIME
Green	1	5	12:47.328
Red	0	0	0.000
Safety Car	0	0	0.000
FCY	0	0	0.000

BMCRC - MRO Championships 2024 - Rnd 6 @ Snetterton 300

BMCRC Thunderbike Sport & BMCRC Supertwins

RACE 5 - STATISTICS

CLASS :

15 Starters

Fastest Lap History

NO	NAME	LAP TIME	TIME OF DAY	LAP	VEHICLE
9	Matt WETHERELL	2:00.750	13:47:03.648	2	Suzuki GSXR 600

Leader History

NO	NAME	FROM LAP	LAPS LED	DISTANCE	VEHICLE
9	Matt WETHERELL	1	5	14.84 miles	Suzuki GSXR 600

BMCRC - MRO Championships 2024 - Rnd 6 @ Snetterton 300

BMCRC Thunderbike Sport & BMCRC Supertwins

RACE 5 - STATISTICS

CLASS : R

11 Starters

Fastest Lap History

NO	NAME	LAP TIME	TIME OF DAY	LAP	VEHICLE
7	Darren TAYLOR	2:06.553	13:47:16.495	2	Kawasaki ZX6R
7	Darren TAYLOR	2:06.108	13:49:22.603	3	Kawasaki ZX6R
7	Darren TAYLOR	2:05.739	13:51:28.341	4	Kawasaki ZX6R

Leader History

NO	NAME	FROM LAP	LAPS LED	DISTANCE	VEHICLE
7	Darren TAYLOR	1	5	14.84 miles	Kawasaki ZX6R

BMCRC - MRO Championships 2024 - Rnd 6 @ Snetterton 300

BMCRC Thunderbike Sport & BMCRC Supertwins

RACE 5 - STATISTICS

CLASS : SUP

11 Starters

Fastest Lap History

NO	NAME	LAP TIME	TIME OF DAY	LAP	VEHICLE
22	Darren DOWDS	2:02.867	13:47:07.864	2	Suzuki GSX8R
22	Darren DOWDS	2:02.465	13:53:16.990	5	Suzuki GSX8R

Leader History

NO	NAME	FROM LAP	LAPS LED	DISTANCE	VEHICLE
22	Darren DOWDS	1	5	14.84 miles	Suzuki GSX8R



BMCRC - MRO Championships 2024 - Rnd 6 @ Snetterton 300

BMCRC Thunderbike Sport & BMCRC Supertwins

RACE 13 - GRID (5 Laps)

ROW 13			38	77	Joe WHITE	37	143	Dale BREW	2:24.932					
ROW 12	36	172	Andrew ROBINSON	2:19.253	35	89	Daryl SKINNS	2:17.077	34	127	Matthew CHAM	2:17.003		
ROW 11			33	40	Simon WILKINSON	2:16.950	32	114	Richard BATE	2:16.884	31	175	Tom SVENSEN	2:16.411
ROW 10	30	689	David TREVEIL	2:16.010	29	14	George DAVIES	2:14.950	28	293	Leigh SMITH	2:14.164		
ROW 9			27	75	Stewart MAY	2:14.008	26	189	Sebastian BARAN	2:13.101	25	137	Colin McPHERSON	2:12.053
ROW 8	24	115	James SVENSEN	2:11.892	23	55	Magnus MANSON-CHUBB	2:11.788	22	889	Florentin Valentin STANCIU	2:11.485		
ROW 7			21	141	Jack ANDREWS	2:11.271	20	51	Paul BEESLEY	2:11.203	19	557	John WILTON	2:10.131
ROW 6	18	402	Kaine FARR	2:09.416	17	81	Malvern MAY	2:09.085	16	82	Matt HINNELLS	2:08.300		
ROW 5			15	23	Jonathan ISAACSON	2:07.934	14	97	Alex MANN	2:07.780	13	100	Craig HOWTON	2:07.718
ROW 4	12	3	Oliver ARBON	2:07.654	11	11	Josh HARVEY	2:07.542	10	48	Shaun WALLIS	2:07.542		
ROW 3			9	27	Ben BROWN	2:07.335	8	5	Logan STONE	2:07.226	7	7	Darren TAYLOR	2:05.739
ROW 2	6	111	Freddie BATE	2:05.512	5	33	Mark BISWELL	2:05.402	4	15	Daniel MERCER	2:04.036		
ROW 1			3	69	Tony RUSSO	2:02.495	2	22	Darren DOWDS	2:02.465	1	9	Matt WETHERELL	2:00.750
Pole														

These results are provisional until the conclusion of any judicial and technical matters.

Snetterton 300: 2.9689 miles

Clerk Of Course:	Stewards:	Timekeeper:	<i>Craig Smith</i>	
------------------	-----------	-------------	--------------------	--

Results can be found at www.tsl-timing.com

Printed - 14:25 Saturday, 31 August 2024





BMCRC THUNDERBIKE SPORT



BMCRC SUPERTWINS

BMCRC - MRO Championships 2024 - Rnd 6 @ Snetterton 300

BMCRC Thunderbike Sport & BMCRC Supertwins

RACE 13 - CLASSIFICATION

Race Distance: 5 Laps / 14.84 miles

POS	NO	CL	PIC	NAME	ENTRY	LAPS	TIME	GAP	DIFF	MPH	BEST	ON	GRD	↑↓
1	9		1	Matt WETHERELL	Suzuki GSXR 600 - Lamonde Racing	5	10:13.888			87.05	2:01.309	4	1	0
2	11		2	Josh HARVEY	Yamaha R6 - NR Racing	5	10:20.647	6.759	6.759	86.10	2:02.425	4	11	9
3	15		3	Daniel MERCER	Yamaha R6 - Merc&Co Racing, Apex2Apex promotions, Ele	5	10:28.461	14.573	7.814	85.03	2:03.684	2	4	1
4	69		4	Tony RUSSO	Yamaha R6 - Wymark Lubricants	5	10:34.524	20.636	6.063	84.22	2:03.392	2	3	-1
5	7	R	1	Darren TAYLOR	Kawasaki ZX6R - Watton Auto Centre	5	10:40.579	26.691	6.055	83.42	2:05.841	2	7	2
6	48		5	Shaun WALLIS	Yamaha R6 (W) - MBC Despatch Racing	5	10:50.524	36.636	9.945	82.14	2:08.399	3	10	4
7	100	SUP	1	Craig HOWTON	Kawasaki ER6N - ME	5	10:50.732	36.844	0.208	82.12	2:08.083	4	13	6
8	27	SUP	2	Ben BROWN	Yamaha R7 - Hunts Motorcycles	5	10:50.896	37.008	0.164	82.10	2:07.453	4	9	1
9	3	SUP	3	Oliver ARBON	Suzuki SV650 - TT Plumbing & Heating	5	10:50.996	37.108	0.100	82.09	2:08.180	5	12	3
10	5	R	2	Logan STONE	Yamaha R6 -	5	10:51.910	38.022	0.914	81.97	2:07.671	3	8	-2
11	82		6	Matt HINNELLS	Yamaha YZF R6 - FH82Racing	5	10:51.942	38.054	0.032	81.97	2:07.749	4	16	5
12	97	SUP	4	Alex MANN	- Michael Jones Jeweller, Esprit Group, Eastgate Commer	5	10:52.779	38.891	0.837	81.86	2:08.211	4	14	2
13	111		7	Freddie BATE	Yamaha R6 - hartjay	5	10:54.632	40.744	1.853	81.63	2:06.814	4	6	-7
14	81	SUP	5	Malvern MAY	Aprilia RS660 - IMP racing	5	10:55.127	41.239	0.495	81.57	2:08.905	3	17	3
15	557	R	3	John WILTON	Yamaha R6 - Repetition Roasters	5	10:59.797	45.909	4.670	80.99	2:09.269	3	19	4
16	23	R	4	Jonathan ISAACSON	Yamaha R6 - None	5	11:05.183	51.295	5.386	80.33	2:08.858	4	15	-1
17	51		8	Paul BEESLEY	Yamaha R6 -	5	11:05.813	51.925	0.630	80.26	2:10.402	4	20	3
18	141	SUP	6	Jack ANDREWS	Yamaha R7 - B1 Barbers and power tool hub	5	11:06.141	52.253	0.328	80.22	2:10.409	4	21	3
19	55	R	5	Magnus MANSON-CHUBB	Yamaha R6 -	5	11:12.583	58.695	6.442	79.45	2:12.120	4	23	4
20	115	SUP	7	James SVENSEN	Suzuki SV650S -	5	11:12.794	58.906	0.211	79.43	2:11.944	4	24	4
21	889	R	6	Florentin Valentin STANCIU	Honda 600F -	5	11:16.651	1:02.763	3.857	78.97	2:12.825	4	22	1
22	137		9	Colin McPHERSON	Yamaha R6 -	5	11:16.710	1:02.822	0.059	78.97	2:12.117	5	25	3
23	293		10	Leigh SMITH	Suzuki SV650 - Smiths Mechanical Support Ltd, Lamonde A	5	11:17.169	1:03.281	0.459	78.91	2:12.218	4	28	5
24	75		11	Stewart MAY	Kawasaki ZX6R - Mucking fagic	5	11:18.120	1:04.232	0.951	78.80	2:13.065	4	27	3
25	14	R	7	George DAVIES	Suzuki SV650 - little T's Childcare , Alfie Weeks	5	11:28.851	1:14.963	10.731	77.57	2:14.965	3	29	4
26	127	SUP	8	Matthew CHAM	Ducati MONSTER 796 -	5	11:29.832	1:15.944	0.981	77.46	2:15.697	4	34	8
27	175	R	8	Tom SVENSEN	Suzuki SV650 - Team TSR - HCL Car sales	5	11:29.854	1:15.966	0.022	77.46	2:15.511	2	31	4
28	89	R	9	Daryl SKINNS	Suzuki GSXR 750 - Indoor Climate Systems UK LTD	5	11:34.366	1:20.478	4.512	76.96	2:15.616	5	35	7
29	40	SUP	9	Simon WILKINSON	Suzuki SV650 -	5	11:35.380	1:21.492	1.014	76.85	2:16.769	3	33	4
30	689		12	David TREVEIL	Yamaha YZF-R6 -	5	11:35.942	1:22.054	0.562	76.78	2:16.304	5	30	0
31	172	R	10	Andrew ROBINSON	Yamaha YZF R6 -	5	11:56.123	1:42.235	20.181	74.62	2:20.263	2	36	5
32	143		13	Dale BREW	Honda NSF 250 R - AMR Limited	5	12:12.109	1:58.221	15.986	72.99	2:23.505	5	37	5

NOT CLASSIFIED

DNF	22	SUP		Darren DOWDS	Suzuki GSXR8R - sublime dsg Ltd	4	8:15.263	1 Lap	1 Lap	86.32	2:02.448	4	2	
DNF	77			Joe WHITE	Suzuki GSXR 600 MAIN - The Race Shack /Just In Graphics	0								38
DQ	33			Mark BISWELL	Yamaha FZR600R - Bizzle Bikesport									5

FASTEST LAP

9				Matt WETHERELL	Suzuki GSXR 600 - Lamonde Racing	4	2:01.309			88.10 mph				141.79 kph
22	SUP			Darren DOWDS	Suzuki GSXR8R - sublime dsg Ltd	4	2:02.448			87.28 mph				140.47 kph
7	R			Darren TAYLOR	Kawasaki ZX6R - Watton Auto Centre	2	2:05.841			84.93 mph				136.68 kph

Comments:

No. 33 - Disqualified for failing post race technical inspection

Class - 92.5% of Race Speed = 80.52 mph

Class R - 92.5% of Race Speed = 77.16 mph

Class SUP - 92.5% of Race Speed = 75.96 mph

Weather / Track : Cloudy / Dry

Date: 31/08/2024 Start: 16:33 Finish: 16:44

These results are provisional until the conclusion of any judicial and technical matters.

Snetterton 300: 2.9689 miles

Clerk Of Course:	Stewards:	Timekeeper:	<i>Craig Smith</i>	
------------------	-----------	-------------	--------------------	--

Results can be found at www.tsl-timing.com

Printed - 17:15 Saturday, 31 August 2024



BMCRC - MRO Championships 2024 - Rnd 6 @ Snetterton 300

BMCRC Thunderbike Sport & BMCRC Supertwins

RACE 13 - LAP CHART

LAP 1 @ 16:35:56.521			LAP 2 @ 16:37:57.949			LAP 3 @ 16:39:59.920			LAP 4 @ 16:42:01.229			LAP 5 @ 16:44:04.262		
NO	BEHIND	LAP TIME	NO	BEHIND	LAP TIME	NO	BEHIND	LAP TIME	NO	BEHIND	LAP TIME	NO	BEHIND	LAP TIME
9		2:06.147	9		2:01.428	9		2:01.971	9		2:01.309	9		2:03.033
22	1.518	2:07.665	22	2.695	2:02.605	22	3.269	2:02.545	22	4.408	2:02.448	11	6.759	2:03.374
11	2.209	2:08.356	11	4.567	2:03.786	11	5.302	2:02.706	11	6.418	2:02.425	15	14.573	2:06.051
15	2.755	2:08.902	15	5.011	2:03.684	69	6.964	2:03.584	69	11.295	2:05.640	69	20.636	2:12.374
69	3.387	2:09.534	69	5.351	2:03.392	15	8.396	2:05.356	15	11.555	2:04.468	33	22.177	2:07.179
33	4.680	2:10.827	33	8.810	2:05.558	33	12.812	2:05.973	33	18.031	2:06.528	7	26.691	2:07.175
7	7.795	2:13.942	7	12.208	2:05.841	7	17.279	2:07.042	7	22.549	2:06.579	48	36.636	2:09.256
5	9.706	2:15.853	48	16.775	2:08.402	48	23.203	2:08.399	48	30.413	2:08.519	100	36.844	2:08.915
48	9.801	2:15.948	100	17.567	2:08.419	100	24.188	2:08.592	100	30.962	2:08.083	27	37.008	2:08.526
100	10.576	2:16.723	3	18.487	2:08.892	5	24.268	2:07.671	5	31.295	2:08.336	3	37.108	2:08.180
27	10.735	2:16.882	5	18.568	2:10.290	3	25.047	2:08.531	27	31.515	2:07.453	5	38.022	2:09.760
3	11.023	2:17.170	27	18.647	2:09.340	27	25.371	2:08.695	3	31.961	2:08.223	82	38.054	2:08.085
97	11.477	2:17.624	97	18.948	2:08.899	97	25.540	2:08.563	97	32.442	2:08.211	97	38.891	2:09.482
81	11.851	2:17.998	81	19.333	2:08.910	81	26.267	2:08.905	82	33.002	2:07.749	111	40.744	2:07.028
557	12.798	2:18.945	82	20.394	2:09.004	82	26.562	2:08.139	81	34.030	2:09.072	81	41.239	2:10.242
82	12.818	2:18.965	557	21.810	2:10.440	557	29.108	2:09.269	111	36.749	2:06.814	557	45.909	2:11.027
141	15.236	2:21.383	111	24.699	2:07.355	111	31.244	2:08.516	557	37.915	2:10.116	23	51.295	2:08.927
55	15.323	2:21.470	51	25.452	2:11.371	51	34.255	2:10.774	51	43.348	2:10.402	51	51.925	2:11.610
51	15.509	2:21.656	141	25.846	2:12.038	141	34.711	2:10.836	141	43.811	2:10.409	141	52.253	2:11.475
889	16.369	2:22.516	55	26.424	2:12.529	55	37.421	2:12.968	23	45.401	2:08.858	55	58.695	2:13.496
115	17.483	2:23.630	115	28.771	2:12.716	23	37.852	2:09.724	55	48.232	2:12.120	115	58.906	2:12.311
293	17.607	2:23.754	889	29.420	2:14.479	115	38.993	2:12.193	115	49.628	2:11.944	889	1:02.763	2:13.338
75	18.133	2:24.280	23	30.099	2:10.260	889	40.942	2:13.493	889	52.458	2:12.825	137	1:02.822	2:12.117
137	18.203	2:24.350	293	30.194	2:14.015	75	41.416	2:13.151	293	52.741	2:12.218	293	1:03.281	2:13.573
111	18.772	2:24.919	75	30.236	2:13.531	293	41.832	2:13.609	75	53.172	2:13.065	75	1:04.232	2:14.093
127	19.088	2:25.235	137	31.188	2:14.413	137	42.105	2:12.888	137	53.738	2:12.942	14	1:14.963	2:15.759
175	19.998	2:26.145	127	33.952	2:16.292	14	47.955	2:14.965	14	1:02.237	2:15.591	127	1:15.944	2:15.985
40	21.100	2:27.247	175	34.081	2:15.511	127	48.604	2:16.623	127	1:02.992	2:15.697	175	1:15.966	2:15.618
23	21.267	2:27.414	14	34.961	2:15.042	175	48.967	2:16.857	175	1:03.381	2:15.723	89	1:20.478	2:15.616
14	21.347	2:27.494	689	36.491	2:16.321	689	51.719	2:17.199	40	1:07.580	2:16.826	40	1:21.492	2:16.945
689	21.598	2:27.745	40	37.265	2:17.593	40	52.063	2:16.769	89	1:07.895	2:16.597	689	1:22.054	2:16.304
89	22.481	2:28.628	89	37.637	2:16.584	89	52.607	2:16.941	689	1:08.783	2:18.373	172	1:42.235	2:20.737
172	25.792	2:31.939	172	44.627	2:20.263	172	1:03.497	2:20.841	172	1:24.531	2:22.343	143	1:58.221	2:23.505
143	28.420	2:34.567	143	51.633	2:24.641	143	1:14.198	2:24.536	143	1:37.749	2:24.860			

BMCRC - MRO Championships 2024 - Rnd 6 @ Snetterton 300

BMCRC Thunderbike Sport & BMCRC Supertwins

RACE 13 - POSITION CHART

No	Name	Lap Pos	Lap				
			1	2	3	4	5
9	WETHERELL	1	9	9	9	9	9
22	DOWDS	2	22	22	22	22	11
69	RUSSO	3	11	11	11	11	15
15	MERCER	4	15	15	69	69	69
33	BISWELL	5	69	69	15	15	33
111	BATE	6	33	33	33	33	7
7	TAYLOR	7	7	7	7	7	48
5	STONE	8	5	48	48	48	100
27	BROWN	9	48	100	100	100	27
48	WALLIS	10	100	3	5	5	3
11	HARVEY	11	27	5	3	27	5
3	ARBON	12	3	27	27	3	82
100	HOWTON	13	97	97	97	97	97
97	MANN	14	81	81	81	82	111
23	ISAACSON	15	557	82	82	81	81
82	HINNELLS	16	82	557	557	111	557
81	MAY	17	141	111	111	557	23
557	WILTON	18	55	51	51	51	51
51	BEESELEY	19	51	141	141	141	141
141	ANDREWS	20	889	55	55	23	55
889	STANCIU	21	115	115	23	55	115
55	MANSON-CHUBB	22	293	889	115	115	889
115	SVENSEN	23	75	23	889	889	137
137	McPHERSON	24	137	293	75	293	293
75	MAY	25	111	75	293	75	75
293	SMITH	26	127	137	137	137	14
14	DAVIES	27	175	127	14	14	127
689	TREVEIL	28	40	175	127	127	175
175	SVENSEN	29	23	14	175	175	89
40	WILKINSON	30	14	689	689	40	40
127	CHAM	31	689	40	40	89	689
89	SKINNS	32	89	89	89	689	172
172	ROBINSON	33	172	172	172	172	143
143	BREW	34	143	143	143	143	
77	WHITE	35					

BMCRC - MRO Championships 2024 - Rnd 6 @ Snetterton 300

BMCRC Thunderbike Sport & BMCRC Supertwins

RACE 13 - SECTOR ANALYSIS



SECTOR 1 = FL to I1, SECTOR 2 = I1 to FL, DIFF = Difference To Personal Best Lap, P = Crossed Finish Line in Pit Lane, D = Time Disallowed

P1		9		Matt WETHERELL		Suzuki GSXR 600 - Lamonde Racing	
IDEAL LAP TIME : 2:01.221		BEST LAP TIME : 2:01.309		DIFFERENCE : 0.088			
LAP	SECTOR 1	SECTOR 2	LAP TIME	MPH	DIFF	TIME OF DAY	
1 -		40.126	2:06.147	84.72	4.838	16:35:56.521	
2 -	1:21.198	40.230	2:01.428 (2)	88.01	0.119	16:37:57.949	
3 -	1:21.468	40.503	2:01.971 (3)	87.62	0.662	16:39:59.920	
4 -	1:21.095	40.214	2:01.309 (1)	88.10		16:42:01.229	
5 -	1:21.434	41.599	2:03.033	86.87	1.724	16:44:04.262	

P2		11		Josh HARVEY		Yamaha R6 - NR Racing	
IDEAL LAP TIME : 2:02.094		BEST LAP TIME : 2:02.425		DIFFERENCE : 0.331			
LAP	SECTOR 1	SECTOR 2	LAP TIME	MPH	DIFF	TIME OF DAY	
1 -		40.284	2:08.356	83.26	5.931	16:35:58.730	
2 -	1:22.814	40.972	2:03.786	86.34	1.361	16:38:02.516	
3 -	1:21.863	40.843	2:02.706 (2)	87.10	0.281	16:40:05.222	
4 -	1:21.810	40.615	2:02.425 (1)	87.30		16:42:07.647	
5 -	1:22.352	41.022	2:03.374 (3)	86.63	0.949	16:44:11.021	

P3		15		Daniel MERCER		Yamaha R6 - Merc&Co Racing, Apex2Apex promotions, Electric	
IDEAL LAP TIME : 2:03.518		BEST LAP TIME : 2:03.684		DIFFERENCE : 0.166			
LAP	SECTOR 1	SECTOR 2	LAP TIME	MPH	DIFF	TIME OF DAY	
1 -		40.796	2:08.902	82.91	5.218	16:35:59.276	
2 -	1:22.722	40.962	2:03.684 (1)	86.41		16:38:02.960	
3 -	1:23.112	42.244	2:05.356 (3)	85.26	1.672	16:40:08.316	
4 -	1:23.436	41.032	2:04.468 (2)	85.87	0.784	16:42:12.784	
5 -	1:24.169	41.882	2:06.051	84.79	2.367	16:44:18.835	

P4		69		Tony RUSSO		Yamaha R6 - Wymark Lubricants	
IDEAL LAP TIME : 2:02.413		BEST LAP TIME : 2:03.392		DIFFERENCE : 0.979			
LAP	SECTOR 1	SECTOR 2	LAP TIME	MPH	DIFF	TIME OF DAY	
1 -		40.384	2:09.534	82.51	6.142	16:35:59.908	
2 -	1:22.514	40.878	2:03.392 (1)	86.61		16:38:03.300	
3 -	1:22.862	40.722	2:03.584 (2)	86.48	0.192	16:40:06.884	
4 -	1:22.029	43.611	2:05.640 (3)	85.06	2.248	16:42:12.524	
5 -	1:28.271	44.103	2:12.374	80.74	8.982	16:44:24.898	

P5		33		Mark BISWELL		Yamaha FZR600R - Bizzle Bikesport	
IDEAL LAP TIME : 2:05.025		BEST LAP TIME : 2:05.558		DIFFERENCE : 0.533			
LAP	SECTOR 1	SECTOR 2	LAP TIME	MPH	DIFF	TIME OF DAY	
1 -		41.192	2:10.827	81.69	5.269	16:36:01.201	
2 -	1:23.833	41.725	2:05.558 (1)	85.12		16:38:06.759	
3 -	1:24.261	41.712	2:05.973 (2)	84.84	0.415	16:40:12.732	
4 -	1:24.419	42.109	2:06.528 (3)	84.47	0.970	16:42:19.260	
5 -	1:24.935	42.244	2:07.179	84.03	1.621	16:44:26.439	

P6		7 R		Darren TAYLOR		Kawasaki ZX6R - Watton Auto Centre	
IDEAL LAP TIME : 2:05.419		BEST LAP TIME : 2:05.841		DIFFERENCE : 0.422			
LAP	SECTOR 1	SECTOR 2	LAP TIME	MPH	DIFF	TIME OF DAY	
1 -		41.838	2:13.942	79.79	8.101	16:36:04.316	
2 -	1:23.581	42.260	2:05.841 (1)	84.93		16:38:10.157	
3 -	1:24.351	42.691	2:07.042 (3)	84.13	1.201	16:40:17.199	
4 -	1:24.216	42.363	2:06.579 (2)	84.43	0.738	16:42:23.778	
5 -	1:24.925	42.250	2:07.175	84.04	1.334	16:44:30.953	

BMCRC - MRO Championships 2024 - Rnd 6 @ Snetterton 300

BMCRC Thunderbike Sport & BMCRC Supertwins

RACE 13 - SECTOR ANALYSIS



SECTOR 1 = FL to I1, SECTOR 2 = I1 to FL, DIFF = Difference To Personal Best Lap, P = Crossed Finish Line in Pit Lane, D = Time Disallowed

P7 48		Shaun WALLIS		Yamaha R6 (W) - MBC Despatch Racing		
IDEAL LAP TIME : 2:07.986		BEST LAP TIME : 2:08.399		DIFFERENCE : 0.413		
LAP	SECTOR 1	SECTOR 2	LAP TIME	MPH	DIFF	TIME OF DAY
1 -		42.771	2:15.948	78.61	7.549	16:36:06.322
2 -	1:25.250	43.152	2:08.402 (2)	83.23	0.003	16:38:14.724
3 -	1:25.215	43.184	2:08.399 (1)	83.24		16:40:23.123
4 -	1:25.448	43.071	2:08.519 (3)	83.16	0.120	16:42:31.642
5 -	1:26.457	42.799	2:09.256	82.68	0.857	16:44:40.898

P8 100 SUP		Craig HOWTON		Kawasaki ER6N - ME		
IDEAL LAP TIME : 2:08.083		BEST LAP TIME : 2:08.083		DIFFERENCE : 0.000		
LAP	SECTOR 1	SECTOR 2	LAP TIME	MPH	DIFF	TIME OF DAY
1 -		42.978	2:16.723	78.17	8.640	16:36:07.097
2 -	1:25.984	42.435	2:08.419 (2)	83.22	0.336	16:38:15.516
3 -	1:25.894	42.698	2:08.592 (3)	83.11	0.509	16:40:24.108
4 -	1:25.787	42.296	2:08.083 (1)	83.44		16:42:32.191
5 -	1:26.262	42.653	2:08.915	82.90	0.832	16:44:41.106

P9 27 SUP		Ben BROWN		Yamaha R7 - Hunts Motorcycles		
IDEAL LAP TIME : 2:07.453		BEST LAP TIME : 2:07.453		DIFFERENCE : 0.000		
LAP	SECTOR 1	SECTOR 2	LAP TIME	MPH	DIFF	TIME OF DAY
1 -		42.788	2:16.882	78.08	9.429	16:36:07.256
2 -	1:26.618	42.722	2:09.340	82.63	1.887	16:38:16.596
3 -	1:26.525	42.170	2:08.695 (3)	83.04	1.242	16:40:25.291
4 -	1:25.330	42.123	2:07.453 (1)	83.85		16:42:32.744
5 -	1:25.890	42.636	2:08.526 (2)	83.15	1.073	16:44:41.270

P10 3 SUP		Oliver ARBON		Suzuki SV650 - TT Plumbing & Heating		
IDEAL LAP TIME : 2:07.837		BEST LAP TIME : 2:08.180		DIFFERENCE : 0.343		
LAP	SECTOR 1	SECTOR 2	LAP TIME	MPH	DIFF	TIME OF DAY
1 -		43.112	2:17.170	77.91	8.990	16:36:07.544
2 -	1:26.126	42.766	2:08.892	82.92	0.712	16:38:16.436
3 -	1:25.643	42.888	2:08.531 (3)	83.15	0.351	16:40:24.967
4 -	1:25.629	42.594	2:08.223 (2)	83.35	0.043	16:42:33.190
5 -	1:25.243	42.937	2:08.180 (1)	83.38		16:44:41.370

P11 5 R		Logan STONE		Yamaha R6 -		
IDEAL LAP TIME : 2:07.475		BEST LAP TIME : 2:07.671		DIFFERENCE : 0.196		
LAP	SECTOR 1	SECTOR 2	LAP TIME	MPH	DIFF	TIME OF DAY
1 -		42.678	2:15.853	78.67	8.182	16:36:06.227
2 -	1:26.476	43.814	2:10.290	82.03	2.619	16:38:16.517
3 -	1:24.797	42.874	2:07.671 (1)	83.71		16:40:24.188
4 -	1:25.510	42.826	2:08.336 (2)	83.28	0.665	16:42:32.524
5 -	1:26.006	43.754	2:09.760 (3)	82.36	2.089	16:44:42.284

P12 82		Matt HINNELLS		Yamaha YZF R6 - FH82Racing		
IDEAL LAP TIME : 2:06.857		BEST LAP TIME : 2:07.749		DIFFERENCE : 0.892		
LAP	SECTOR 1	SECTOR 2	LAP TIME	MPH	DIFF	TIME OF DAY
1 -		44.192	2:18.965	76.91	11.216	16:36:09.339
2 -	1:26.338	42.666	2:09.004	82.85	1.255	16:38:18.343
3 -	1:25.907	42.232	2:08.139 (3)	83.41	0.390	16:40:26.482
4 -	1:25.836	41.913	2:07.749 (1)	83.66		16:42:34.231
5 -	1:24.944	43.141	2:08.085 (2)	83.44	0.336	16:44:42.316

BMCRC - MRO Championships 2024 - Rnd 6 @ Snetterton 300

BMCRC Thunderbike Sport & BMCRC Supertwins

RACE 13 - SECTOR ANALYSIS



SECTOR 1 = FL to I1, SECTOR 2 = I1 to FL, DIFF = Difference To Personal Best Lap, P = Crossed Finish Line in Pit Lane, D = Time Disallowed

P13 97 SUP Alex MANN		- Michael Jones Jeweller, Esprit Group, Eastgate Commercials,				
IDEAL LAP TIME : 2:07.994		BEST LAP TIME : 2:08.211		DIFFERENCE : 0.217		
LAP	SECTOR 1	SECTOR 2	LAP TIME	MPH	DIFF	TIME OF DAY
1 -		42.788	2:17.624	77.66	9.413	16:36:07.998
2 -	1:25.924	42.975	2:08.899 (3)	82.91	0.688	16:38:16.897
3 -	1:26.084	42.479	2:08.563 (2)	83.13	0.352	16:40:25.460
4 -	1:26.006	42.205	2:08.211 (1)	83.36		16:42:33.671
5 -	1:25.789	43.693	2:09.482	82.54	1.271	16:44:43.153

P14 111 Freddie BATE		Yamaha R6 - hartjay				
IDEAL LAP TIME : 2:06.793		BEST LAP TIME : 2:06.814		DIFFERENCE : 0.021		
LAP	SECTOR 1	SECTOR 2	LAP TIME	MPH	DIFF	TIME OF DAY
1 -		43.516	2:24.919	73.75	18.105	16:36:15.293
2 -	1:24.880	42.475	2:07.355 (3)	83.92	0.541	16:38:22.648
3 -	1:25.967	42.549	2:08.516	83.16	1.702	16:40:31.164
4 -	1:24.727	42.087	2:06.814 (1)	84.28		16:42:37.978
5 -	1:24.706	42.322	2:07.028 (2)	84.13	0.214	16:44:45.006

P15 81 SUP Malvern MAY		Aprilia RS660 - IMP racing				
IDEAL LAP TIME : 2:08.076		BEST LAP TIME : 2:08.905		DIFFERENCE : 0.829		
LAP	SECTOR 1	SECTOR 2	LAP TIME	MPH	DIFF	TIME OF DAY
1 -		43.287	2:17.998	77.45	9.093	16:36:08.372
2 -	1:25.807	43.103	2:08.910 (2)	82.91	0.005	16:38:17.282
3 -	1:26.636	42.269	2:08.905 (1)	82.91		16:40:29.187
4 -	1:26.611	42.461	2:09.072 (3)	82.80	0.167	16:42:35.259
5 -	1:26.486	43.756	2:10.242	82.06	1.337	16:44:45.501

P16 557 R John WILTON		Yamaha R6 - Repetition Roasters				
IDEAL LAP TIME : 2:09.069		BEST LAP TIME : 2:09.269		DIFFERENCE : 0.200		
LAP	SECTOR 1	SECTOR 2	LAP TIME	MPH	DIFF	TIME OF DAY
1 -		43.750	2:18.945	76.92	9.676	16:36:09.319
2 -	1:26.824	43.616	2:10.440 (3)	81.93	1.171	16:38:19.759
3 -	1:25.720	43.549	2:09.269 (1)	82.68		16:40:29.028
4 -	1:26.767	43.349	2:10.116 (2)	82.14	0.847	16:42:39.144
5 -	1:27.240	43.787	2:11.027	81.57	1.758	16:44:50.171

P17 23 R Jonathan ISAACSON		Yamaha R6 - None				
IDEAL LAP TIME : 2:08.532		BEST LAP TIME : 2:08.858		DIFFERENCE : 0.326		
LAP	SECTOR 1	SECTOR 2	LAP TIME	MPH	DIFF	TIME OF DAY
1 -		43.683	2:27.414	72.50	18.556	16:36:17.788
2 -	1:27.329	42.931	2:10.260	82.05	1.402	16:38:28.048
3 -	1:26.857	42.867	2:09.724 (3)	82.39	0.866	16:40:37.772
4 -	1:26.511	42.347	2:08.858 (1)	82.94		16:42:46.630
5 -	1:26.185	42.742	2:08.927 (2)	82.90	0.069	16:44:55.557

P18 51 Paul BEESLEY		Yamaha R6 -				
IDEAL LAP TIME : 2:10.190		BEST LAP TIME : 2:10.402		DIFFERENCE : 0.212		
LAP	SECTOR 1	SECTOR 2	LAP TIME	MPH	DIFF	TIME OF DAY
1 -		44.431	2:21.656	75.45	11.254	16:36:12.030
2 -	1:26.717	44.654	2:11.371 (3)	81.35	0.969	16:38:23.401
3 -	1:27.196	43.578	2:10.774 (2)	81.72	0.372	16:40:34.175
4 -	1:26.929	43.473	2:10.402 (1)	81.96		16:42:44.577
5 -	1:27.773	43.837	2:11.610	81.21	1.208	16:44:56.187

BMCRC - MRO Championships 2024 - Rnd 6 @ Snetterton 300

BMCRC Thunderbike Sport & BMCRC Supertwins

RACE 13 - SECTOR ANALYSIS



SECTOR 1 = FL to I1, SECTOR 2 = I1 to FL, DIFF = Difference To Personal Best Lap, P = Crossed Finish Line in Pit Lane, D = Time Disallowed

P19 141 SUP		Jack ANDREWS		Yamaha R7 - B1 Barbers and power tool hub		
IDEAL LAP TIME : 2:10.265		BEST LAP TIME : 2:10.409		DIFFERENCE : 0.144		
LAP	SECTOR 1	SECTOR 2	LAP TIME	MPH	DIFF	TIME OF DAY
1 -		43.870	2:21.383	75.59	10.974	16:36:11.757
2 -	1:28.233	43.805	2:12.038	80.94	1.629	16:38:23.795
3 -	1:28.000	42.836	2:10.836 (2)	81.69	0.427	16:40:34.631
4 -	1:27.429	42.980	2:10.409 (1)	81.95		16:42:45.040
5 -	1:28.493	42.982	2:11.475 (3)	81.29	1.066	16:44:56.515

P20 55 R		Magnus MANSON-CHUBB		Yamaha R6 -		
IDEAL LAP TIME : 2:12.120		BEST LAP TIME : 2:12.120		DIFFERENCE : 0.000		
LAP	SECTOR 1	SECTOR 2	LAP TIME	MPH	DIFF	TIME OF DAY
1 -		44.298	2:21.470	75.55	9.350	16:36:11.844
2 -	1:28.360	44.169	2:12.529 (2)	80.64	0.409	16:38:24.373
3 -	1:28.607	44.361	2:12.968 (3)	80.38	0.848	16:40:37.341
4 -	1:28.162	43.958	2:12.120 (1)	80.89		16:42:49.461
5 -	1:28.840	44.656	2:13.496	80.06	1.376	16:45:02.957

P21 115 SUP		James SVENSEN		Suzuki SV650S -		
IDEAL LAP TIME : 2:11.678		BEST LAP TIME : 2:11.944		DIFFERENCE : 0.266		
LAP	SECTOR 1	SECTOR 2	LAP TIME	MPH	DIFF	TIME OF DAY
1 -		45.079	2:23.630	74.41	11.686	16:36:14.004
2 -	1:29.081	43.635	2:12.716	80.53	0.772	16:38:26.720
3 -	1:28.835	43.358	2:12.193 (2)	80.85	0.249	16:40:38.913
4 -	1:28.320	43.624	2:11.944 (1)	81.00		16:42:50.857
5 -	1:28.886	43.425	2:12.311 (3)	80.77	0.367	16:45:03.168

P22 889 R		Florentin Valentin STANCIU		Honda 600F -		
IDEAL LAP TIME : 2:12.479		BEST LAP TIME : 2:12.825		DIFFERENCE : 0.346		
LAP	SECTOR 1	SECTOR 2	LAP TIME	MPH	DIFF	TIME OF DAY
1 -		44.264	2:22.516	74.99	9.691	16:36:12.890
2 -	1:28.760	45.719	2:14.479	79.47	1.654	16:38:27.369
3 -	1:28.562	44.931	2:13.493 (3)	80.06	0.668	16:40:40.862
4 -	1:28.215	44.610	2:12.825 (1)	80.46		16:42:53.687
5 -	1:28.476	44.862	2:13.338 (2)	80.15	0.513	16:45:07.025

P23 137		Colin McPHERSON		Yamaha R6 -		
IDEAL LAP TIME : 2:11.975		BEST LAP TIME : 2:12.117		DIFFERENCE : 0.142		
LAP	SECTOR 1	SECTOR 2	LAP TIME	MPH	DIFF	TIME OF DAY
1 -		44.483	2:24.350	74.04	12.233	16:36:14.724
2 -	1:29.964	44.449	2:14.413	79.51	2.296	16:38:29.137
3 -	1:28.906	43.982	2:12.888 (2)	80.42	0.771	16:40:42.025
4 -	1:28.767	44.175	2:12.942 (3)	80.39	0.825	16:42:54.967
5 -	1:28.909	43.208	2:12.117 (1)	80.89		16:45:07.084

P24 293		Leigh SMITH		Suzuki SV650 - Smiths Mechanical Support Ltd, Lamonde Autor		
IDEAL LAP TIME : 2:12.218		BEST LAP TIME : 2:12.218		DIFFERENCE : 0.000		
LAP	SECTOR 1	SECTOR 2	LAP TIME	MPH	DIFF	TIME OF DAY
1 -		44.532	2:23.754	74.34	11.536	16:36:14.128
2 -	1:29.703	44.312	2:14.015	79.75	1.797	16:38:28.143
3 -	1:29.162	44.447	2:13.609 (3)	79.99	1.391	16:40:41.752
4 -	1:28.637	43.581	2:12.218 (1)	80.83		16:42:53.970
5 -	1:29.537	44.036	2:13.573 (2)	80.01	1.355	16:45:07.543

BMCRC - MRO Championships 2024 - Rnd 6 @ Snetterton 300

BMCRC Thunderbike Sport & BMCRC Supertwins

RACE 13 - SECTOR ANALYSIS



SECTOR 1 = FL to I1, SECTOR 2 = I1 to FL, DIFF = Difference To Personal Best Lap, P = Crossed Finish Line in Pit Lane, D = Time Disallowed

P25 75		Stewart MAY		Kawasaki ZX6R - Mucking fagic		
IDEAL LAP TIME : 2:12.401		BEST LAP TIME : 2:13.065		DIFFERENCE : 0.664		
LAP	SECTOR 1	SECTOR 2	LAP TIME	MPH	DIFF	TIME OF DAY
1 -		44.300	2:24.280	74.07	11.215	16:36:14.654
2 -	1:29.845	43.686	2:13.531 (3)	80.04	0.466	16:38:28.185
3 -	1:28.715	44.436	2:13.151 (2)	80.27	0.086	16:40:41.336
4 -	1:28.941	44.124	2:13.065 (1)	80.32		16:42:54.401
5 -	1:29.625	44.468	2:14.093	79.70	1.028	16:45:08.494

P26 14 R		George DAVIES		Suzuki SV650 - little T's Childcare , Alfie Weeks		
IDEAL LAP TIME : 2:14.787		BEST LAP TIME : 2:14.965		DIFFERENCE : 0.178		
LAP	SECTOR 1	SECTOR 2	LAP TIME	MPH	DIFF	TIME OF DAY
1 -		45.359	2:27.494	72.46	12.529	16:36:17.868
2 -	1:30.363	44.679	2:15.042 (2)	79.14	0.077	16:38:32.910
3 -	1:30.286	44.679	2:14.965 (1)	79.19		16:40:47.875
4 -	1:30.760	44.831	2:15.591 (3)	78.82	0.626	16:43:03.466
5 -	1:31.258	44.501	2:15.759	78.72	0.794	16:45:19.225

P27 127 SUP		Matthew CHAM		Ducati MONSTER 796 -		
IDEAL LAP TIME : 2:15.697		BEST LAP TIME : 2:15.697		DIFFERENCE : 0.000		
LAP	SECTOR 1	SECTOR 2	LAP TIME	MPH	DIFF	TIME OF DAY
1 -		45.260	2:25.235	73.59	9.538	16:36:15.609
2 -	1:31.240	45.052	2:16.292 (3)	78.42	0.595	16:38:31.901
3 -	1:31.396	45.227	2:16.623	78.23	0.926	16:40:48.524
4 -	1:30.989	44.708	2:15.697 (1)	78.76		16:43:04.221
5 -	1:31.089	44.896	2:15.985 (2)	78.59	0.288	16:45:20.206

P28 175 R		Tom SVENSEN		Suzuki SV650 - Team TSR - HCL Car sales		
IDEAL LAP TIME : 2:15.090		BEST LAP TIME : 2:15.511		DIFFERENCE : 0.421		
LAP	SECTOR 1	SECTOR 2	LAP TIME	MPH	DIFF	TIME OF DAY
1 -		44.749	2:26.145	73.13	10.634	16:36:16.519
2 -	1:30.456	45.055	2:15.511 (1)	78.87		16:38:32.030
3 -	1:31.510	45.347	2:16.857	78.09	1.346	16:40:48.887
4 -	1:30.976	44.747	2:15.723 (3)	78.74	0.212	16:43:04.610
5 -	1:30.984	44.634	2:15.618 (2)	78.81	0.107	16:45:20.228

P29 89 R		Daryl SKINNS		Suzuki GSXR 750 - Indoor Climate Systems UK LTD		
IDEAL LAP TIME : 2:15.616		BEST LAP TIME : 2:15.616		DIFFERENCE : 0.000		
LAP	SECTOR 1	SECTOR 2	LAP TIME	MPH	DIFF	TIME OF DAY
1 -		45.640	2:28.628	71.91	13.012	16:36:19.002
2 -	1:31.159	45.425	2:16.584 (2)	78.25	0.968	16:38:35.586
3 -	1:31.363	45.578	2:16.941	78.04	1.325	16:40:52.527
4 -	1:31.413	45.184	2:16.597 (3)	78.24	0.981	16:43:09.124
5 -	1:30.759	44.857	2:15.616 (1)	78.81		16:45:24.740

P30 40 SUP		Simon WILKINSON		Suzuki SV650 -		
IDEAL LAP TIME : 2:16.480		BEST LAP TIME : 2:16.769		DIFFERENCE : 0.289		
LAP	SECTOR 1	SECTOR 2	LAP TIME	MPH	DIFF	TIME OF DAY
1 -		45.832	2:27.247	72.58	10.478	16:36:17.621
2 -	1:31.534	46.059	2:17.593	77.67	0.824	16:38:35.214
3 -	1:31.390	45.379	2:16.769 (1)	78.14		16:40:51.983
4 -	1:31.511	45.315	2:16.826 (2)	78.11	0.057	16:43:08.809
5 -	1:31.165	45.780	2:16.945 (3)	78.04	0.176	16:45:25.754

BMCRC - MRO Championships 2024 - Rnd 6 @ Snetterton 300

BMCRC Thunderbike Sport & BMCRC Supertwins

RACE 13 - SECTOR ANALYSIS



SECTOR 1 = FL to I1, SECTOR 2 = I1 to FL, DIFF = Difference To Personal Best Lap, P = Crossed Finish Line in Pit Lane, D = Time Disallowed

P31 689		David TREVEIL		Yamaha YZF-R6 -		
IDEAL LAP TIME : 2:15.825		BEST LAP TIME : 2:16.304		DIFFERENCE : 0.479		
LAP	SECTOR 1	SECTOR 2	LAP TIME	MPH	DIFF	TIME OF DAY
1 -		45.875	2:27.745	72.34	11.441	16:36:18.119
2 -	1:30.884	45.437	2:16.321 (2)	78.40	0.017	16:38:34.440
3 -	1:30.869	46.330	2:17.199 (3)	77.90	0.895	16:40:51.639
4 -	1:33.281	45.092	2:18.373	77.24	2.069	16:43:10.012
5 -	1:30.733	45.571	2:16.304 (1)	78.41		16:45:26.316

P32 172 R		Andrew ROBINSON		Yamaha YZF R6 -		
IDEAL LAP TIME : 2:19.763		BEST LAP TIME : 2:20.263		DIFFERENCE : 0.500		
LAP	SECTOR 1	SECTOR 2	LAP TIME	MPH	DIFF	TIME OF DAY
1 -		46.664	2:31.939	70.34	11.676	16:36:22.313
2 -	1:33.099	47.164	2:20.263 (1)	76.20		16:38:42.576
3 -	1:33.709	47.132	2:20.841 (3)	75.88	0.578	16:41:03.417
4 -	1:34.981	47.362	2:22.343	75.08	2.080	16:43:25.760
5 -	1:33.923	46.814	2:20.737 (2)	75.94	0.474	16:45:46.497

P33 143		Dale BREW		Honda NSF 250 R - AMR Limited		
IDEAL LAP TIME : 2:23.505		BEST LAP TIME : 2:23.505		DIFFERENCE : 0.000		
LAP	SECTOR 1	SECTOR 2	LAP TIME	MPH	DIFF	TIME OF DAY
1 -		48.236	2:34.567	69.14	11.062	16:36:24.941
2 -	1:36.480	48.161	2:24.641 (3)	73.89	1.136	16:38:49.582
3 -	1:36.440	48.096	2:24.536 (2)	73.94	1.031	16:41:14.118
4 -	1:36.399	48.461	2:24.860	73.78	1.355	16:43:38.978
5 -	1:35.843	47.662	2:23.505 (1)	74.47		16:46:02.483

P34 22 SUP		Darren DOWDS		Suzuki GSX8R - sublime dsg Ltd		
IDEAL LAP TIME : 2:02.084		BEST LAP TIME : 2:02.448		DIFFERENCE : 0.364		
LAP	SECTOR 1	SECTOR 2	LAP TIME	MPH	DIFF	TIME OF DAY
1 -		40.556	2:07.665	83.71	5.217	16:35:58.039
2 -	1:22.205	40.400	2:02.605 (3)	87.17	0.157	16:38:00.644
3 -	1:21.684	40.861	2:02.545 (2)	87.21	0.097	16:40:03.189
4 -	1:21.730	40.718	2:02.448 (1)	87.28		16:42:05.637

BMCRC - MRO Championships 2024 - Rnd 6 @ Snetterton 300

BMCRC Thunderbike Sport & BMCRC Supertwins

RACE 13 - BEST SECTORS

SECTOR 1			SECTOR 2			IDEAL / BEST COMPARISON						
POS	NO	NAME	TIME	NO	NAME	TIME	POS	NO	NAME	IDEAL	BEST	DIFF
									PERFECT LAP	2:01.221		
1	9	WETHERELL	1:21.095	9	WETHERELL	40.126	1	9	WETHERELL	2:01.221	2:01.309	0.088
2	22	DOWDS	1:21.684	11	HARVEY	40.284	2	22	DOWDS	2:02.084	2:02.448	0.364
3	11	HARVEY	1:21.810	69	RUSSO	40.384	3	11	HARVEY	2:02.094	2:02.425	0.331
4	69	RUSSO	1:22.029	22	DOWDS	40.400	4	69	RUSSO	2:02.413	2:03.392	0.979
5	15	MERCER	1:22.722	15	MERCER	40.796	5	15	MERCER	2:03.518	2:03.684	0.166
6	7	TAYLOR	1:23.581	33	BISWELL	41.192	6	33	BISWELL	2:05.025	2:05.558	0.533
7	33	BISWELL	1:23.833	7	TAYLOR	41.838	7	7	TAYLOR	2:05.419	2:05.841	0.422
8	111	BATE	1:24.706	82	HINNELLS	41.913	8	111	BATE	2:06.793	2:06.814	0.021
9	5	STONE	1:24.797	111	BATE	42.087	9	82	HINNELLS	2:06.857	2:07.749	0.892
10	82	HINNELLS	1:24.944	27	BROWN	42.123	10	27	BROWN	2:07.453	2:07.453	0.000
11	48	WALLIS	1:25.215	97	MANN	42.205	11	5	STONE	2:07.475	2:07.671	0.196
12	3	ARBON	1:25.243	81	MAY	42.269	12	3	ARBON	2:07.837	2:08.180	0.343
13	27	BROWN	1:25.330	100	HOWTON	42.296	13	48	WALLIS	2:07.986	2:08.399	0.413
14	557	WILTON	1:25.720	23	ISAACSON	42.347	14	97	MANN	2:07.994	2:08.211	0.217
15	100	HOWTON	1:25.787	3	ARBON	42.594	15	81	MAY	2:08.076	2:08.905	0.829
16	97	MANN	1:25.789	5	STONE	42.678	16	100	HOWTON	2:08.083	2:08.083	0.000
17	81	MAY	1:25.807	48	WALLIS	42.771	17	23	ISAACSON	2:08.532	2:08.858	0.326
18	23	ISAACSON	1:26.185	141	ANDREWS	42.836	18	557	WILTON	2:09.069	2:09.269	0.200
19	51	BEESLEY	1:26.717	137	McPHERSON	43.208	19	51	BEESLEY	2:10.190	2:10.402	0.212
20	141	ANDREWS	1:27.429	557	WILTON	43.349	20	141	ANDREWS	2:10.265	2:10.409	0.144
21	55	MANSON-CHUBB	1:28.162	115	SVENSEN	43.358	21	115	SVENSEN	2:11.678	2:11.944	0.266
22	889	STANCIU	1:28.215	51	BEESLEY	43.473	22	137	McPHERSON	2:11.975	2:12.117	0.142
23	115	SVENSEN	1:28.320	293	SMITH	43.581	23	55	MANSON-CHUBB	2:12.120	2:12.120	0.000
24	293	SMITH	1:28.637	75	MAY	43.686	24	293	SMITH	2:12.218	2:12.218	0.000
25	75	MAY	1:28.715	55	MANSON-CHUBB	43.958	25	75	MAY	2:12.401	2:13.065	0.664
26	137	McPHERSON	1:28.767	889	STANCIU	44.264	26	889	STANCIU	2:12.479	2:12.825	0.346
27	14	DAVIES	1:30.286	14	DAVIES	44.501	27	14	DAVIES	2:14.787	2:14.965	0.178
28	175	SVENSEN	1:30.456	175	SVENSEN	44.634	28	175	SVENSEN	2:15.090	2:15.511	0.421
29	689	TREVEIL	1:30.733	127	CHAM	44.708	29	89	SKINNS	2:15.616	2:15.616	0.000
30	89	SKINNS	1:30.759	89	SKINNS	44.857	30	127	CHAM	2:15.697	2:15.697	0.000
31	127	CHAM	1:30.989	689	TREVEIL	45.092	31	689	TREVEIL	2:15.825	2:16.304	0.479
32	40	WILKINSON	1:31.165	40	WILKINSON	45.315	32	40	WILKINSON	2:16.480	2:16.769	0.289
33	172	ROBINSON	1:33.099	172	ROBINSON	46.664	33	172	ROBINSON	2:19.763	2:20.263	0.500
34	143	BREW	1:35.843	143	BREW	47.662	34	143	BREW	2:23.505	2:23.505	0.000
35												

BMCRC - MRO Championships 2024 - Rnd 6 @ Snetterton 300

BMCRC Thunderbike Sport & BMCRC Supertwins

RACE 13 - STATISTICS

Competitors Started 34
Planned Start 2024-08-31 @ 16:20:00.000
Actual Start 2024-08-31 @ 16:33:50.374
Finish Time 2024-08-31 @ 16:44:04.261
Track Length 2.9689mi.
Total Laps 169
Total Distance Covered 501.7460mi.

Session Fastest Lap History

NO	CL	NAME	LAP TIME	TIME OF DAY	LAP	VEHICLE
9		Matt WETHERELL	2:01.428	16:37:57.956	2	Suzuki GSXR 600
9		Matt WETHERELL	2:01.309	16:42:01.237	4	Suzuki GSXR 600

Session Leader History

NO	CL	NAME	FROM LAP	LAPS LED	DISTANCE	VEHICLE
9		Matt WETHERELL	1	5	14.84 miles	Suzuki GSXR 600

Flag History

TYPE	TIME OF DAY
GREEN	16:33:50.374
FINISH	16:44:04.261

Flag Statistics

TYPE	COUNT	TOTAL LAPS	TOTAL TIME
Green	1	5	12:19.449
Red	0	0	0.000
Safety Car	0	0	0.000
FCY	0	0	0.000

BMCRC - MRO Championships 2024 - Rnd 6 @ Snetterton 300

BMCRC Thunderbike Sport & BMCRC Supertwins

RACE 13 - STATISTICS

CLASS :

14 Starters

Fastest Lap History

NO	NAME	LAP TIME	TIME OF DAY	LAP	VEHICLE
9	Matt WETHERELL	2:01.428	16:37:57.956	2	Suzuki GSXR 600
9	Matt WETHERELL	2:01.309	16:42:01.237	4	Suzuki GSXR 600

Leader History

NO	NAME	FROM LAP	LAPS LED	DISTANCE	VEHICLE
9	Matt WETHERELL	1	5	14.84 miles	Suzuki GSXR 600

BMCRC - MRO Championships 2024 - Rnd 6 @ Snetterton 300

BMCRC Thunderbike Sport & BMCRC Supertwins

RACE 13 - STATISTICS

CLASS : R

10 Starters

Fastest Lap History

NO	NAME	LAP TIME	TIME OF DAY	LAP	VEHICLE
7	Darren TAYLOR	2:05.841	16:38:10.176	2	Kawasaki ZX6R

Leader History

NO	NAME	FROM LAP	LAPS LED	DISTANCE	VEHICLE
7	Darren TAYLOR	1	5	14.84 miles	Kawasaki ZX6R

BMCRC - MRO Championships 2024 - Rnd 6 @ Snetterton 300

BMCRC Thunderbike Sport & BMCRC Supertwins

RACE 13 - STATISTICS

CLASS : SUP

10 Starters

Fastest Lap History

NO	NAME	LAP TIME	TIME OF DAY	LAP	VEHICLE
22	Darren DOWDS	2:02.605	16:38:00.650	2	Suzuki GSX8R
22	Darren DOWDS	2:02.545	16:40:03.194	3	Suzuki GSX8R
22	Darren DOWDS	2:02.448	16:42:05.642	4	Suzuki GSX8R

Leader History

NO	NAME	FROM LAP	LAPS LED	DISTANCE	VEHICLE
22	Darren DOWDS	1	4	11.87 miles	Suzuki GSX8R
100	Craig HOWTON	5	1	2.96 miles	Kawasaki ER6N



BMCRC THUNDERBIKE SPORT



BMCRC SUPERTWINS

BMCRC - MRO Championships 2024 - Rnd 6 @ Snetterton 300

BMCRC Thunderbike Sport & BMCRC Supertwins

RACE 6 - GRID - AMENDED (7 Laps)

ROW 13	39	25	Vincent GEDGE	38	114	Richard BATE	37	189	Sebastian BARAN
ROW 12	36	402	Kaine FARR	35	77	Joe WHITE	34	143	Dale BREW
ROW 11			2:20.263	33	172	Andrew ROBINSON	32	40	Simon WILKINSON
							31	689	David TREVEIL
ROW 10			2:15.697	30	127	Matthew CHAM	29	89	Daryl SKINNS
							28	175	Tom SVENSEN
ROW 9			2:14.965	27	14	George DAVIES	26	75	Stewart MAY
							25	889	Florentin Valentin STANCIU
ROW 8			2:12.218	24	293	Leigh SMITH	23	55	Magnus MANSON-CHUBB
							22	137	Colin McPHERSON
ROW 7			2:11.944	21	115	James SVENSEN	20	141	Jack ANDREWS
							19	51	Paul BEESLEY
ROW 6			2:09.269	18	557	John WILTON	17	81	Malvern MAY
							16	23	Jonathan ISAACSON
ROW 5			2:08.399	15	48	Shaun WALLIS	14	97	Alex MANN
							13	3	Oliver ARBON
ROW 4			2:08.083	12	100	Craig HOWTON	11	33	Mark BISWELL
							10	82	Matt HINNELLS
ROW 3			2:07.671	9	5	Logan STONE	8	27	Ben BROWN
							7	111	Freddie BATE
ROW 2			2:05.841	6	7	Darren TAYLOR	5	15	Daniel MERCER
							4	69	Tony RUSSO
ROW 1			2:02.448	3	22	Darren DOWDS	2	11	Josh HARVEY
							1	1	Matt WETHERELL
									Pole

These results are provisional until the conclusion of any judicial and technical matters.


Snetterton 300: 2.9689 miles

Clerk Of Course:

Stewards:

Timekeeper:

Craig Smith





BMCRC - MRO Championships 2024 - Rnd 6 @ Snetterton 300

BMCRC Thunderbike Sport & BMCRC Supertwins

RACE 6 - CLASSIFICATION

Race Distance: 7 Laps / 20.78 miles

POS	NO	CL	PIC	NAME	ENTRY	LAPS	TIME	GAP	DIFF	MPH	BEST	ON	GRD	↑↓
1	1		1	Matt WETHERELL	Suzuki GSXR 600 - Lamonde Racing	7	14:13.226			87.68	1:59.677	4	1	0
2	11		2	Josh HARVEY	Yamaha R6 - NR Racing	7	14:20.775	7.549	7.549	86.91	2:01.225	2	2	0
3	22	SUP	1	Darren DOWDS	Suzuki GSX8R - sublime dsg Ltd	7	14:34.267	21.041	13.492	85.57	2:03.043	4	3	0
4	69		3	Tony RUSSO	Yamaha R6 - Wymark Lubricants	7	14:39.681	26.455	5.414	85.04	2:03.298	3	4	0
5	77		4	Joe WHITE	Suzuki GSXR 600 MAIN - The Race Shack /Just In Graphics	7	14:57.659	44.433	17.978	83.34	2:06.116	3	35	30
6	27	SUP	2	Ben BROWN	Yamaha R7 - Hunts Motorcycles	7	14:57.734	44.508	0.075	83.33	2:05.531	7	8	2
7	111		5	Freddie BATE	Yamaha R6 - hartjay	7	14:58.377	45.151	0.643	83.27	2:06.306	6	7	0
8	7	R	1	Darren TAYLOR	Kawasaki ZX6R - Watton Auto Centre	7	14:59.024	45.798	0.647	83.21	2:05.470	6	6	-2
9	5	R	2	Logan STONE	Yamaha R6 -	7	15:02.237	49.011	3.213	82.92	2:06.717	6	9	0
10	100	SUP	3	Craig HOWTON	Kawasaki ER6N - ME	7	15:03.377	50.151	1.140	82.81	2:07.169	6	12	2
11	3	SUP	4	Oliver ARBON	Suzuki SV650 - TT Plumbing & Heating	7	15:05.554	52.328	2.177	82.61	2:07.375	6	13	2
12	141	SUP	5	Jack ANDREWS	Yamaha R7 - B1 Barbers and power tool hub	7	15:08.924	55.698	3.370	82.31	2:08.220	2	20	8
13	97	SUP	6	Alex MANN	- Michael Jones Jeweller, Esprit Group, Eastgate Commer	7	15:09.699	56.473	0.775	82.24	2:08.486	2	14	1
14	15		6	Daniel MERCER	Yamaha R6 - Merc&Co Racing, Apex2Apex promotions, Ele	7	15:11.660	58.434	1.961	82.06	2:05.524	6	5	-9
15	82		7	Matt HINNELLS	Yamaha YZF R6 - FH82Racing	7	15:15.032	1:01.806	3.372	81.76	2:08.340	4	10	-5
16	81	SUP	7	Malvern MAY	Aprilia RS660 - IMP racing	7	15:17.245	1:04.019	2.213	81.56	2:08.421	2	17	1
17	48		8	Shaun WALLIS	Yamaha R6 (W) - MBC Despatch Racing	7	15:19.307	1:06.081	2.062	81.38	2:08.973	7	15	-2
18	557	R	3	John WILTON	Yamaha R6 - Repetition Roasters	7	15:25.139	1:11.913	5.832	80.87	2:10.262	5	18	0
19	25		9	Vincent GEDGE	Honda CBR 600 -	7	15:30.157	1:16.931	5.018	80.43	2:09.344	7	39	20
20	115	SUP	8	James SVENSEN	Suzuki SV650S -	7	15:30.422	1:17.196	0.265	80.41	2:11.331	7	21	1
21	51		10	Paul BEESLEY	Yamaha R6 -	7	15:32.158	1:18.932	1.736	80.26	2:09.727	6	19	-2
22	55	R	4	Magnus MANSON-CHUBB	Yamaha R6 -	7	15:36.524	1:23.298	4.366	79.88	2:11.985	6	23	1
23	189	SUP	9	Sebastian BARAN	Suzuki SV650 -	7	15:42.165	1:28.939	5.641	79.40	2:11.898	4	37	14
24	75		11	Stewart MAY	Kawasaki ZX6R - Mucking fagic	7	15:44.439	1:31.213	2.274	79.21	2:12.472	3	26	2
25	293		12	Leigh SMITH	Suzuki SV650 - Smiths Mechanical Support Ltd, Lamonde A	7	15:48.607	1:35.381	4.168	78.86	2:12.316	3	24	-1
26	127	SUP	10	Matthew CHAM	Ducati MONSTER 796 -	7	15:54.458	1:41.232	5.851	78.38	2:14.353	5	30	4
27	14	R	5	George DAVIES	Suzuki SV650 - little T's Childcare , Alfie Weeks	7	15:54.726	1:41.500	0.268	78.36	2:14.270	7	27	0
28	89	R	6	Daryl SKINNS	Suzuki GSXR 750 - Indoor Climate Systems UK LTD	7	15:58.427	1:45.201	3.701	78.06	2:13.853	6	29	1
29	40	SUP	11	Simon WILKINSON	Suzuki SV650 -	7	16:01.778	1:48.552	3.351	77.78	2:14.933	4	32	3
30	175	R	7	Tom SVENSEN	Suzuki SV650 - Team TSR - HCL Car sales	7	16:04.091	1:50.865	2.313	77.60	2:15.103	3	28	-2
31	172	R	8	Andrew ROBINSON	Yamaha YZF R6 -	7	16:09.490	1:56.264	5.399	77.17	2:15.740	2	33	2
32	689		13	David TREVEIL	Yamaha YZF-R6 -	7	16:11.324	1:58.098	1.834	77.02	2:14.712	5	31	-1

NOT CLASSIFIED

DNF	23	R		Jonathan ISAACSON	Yamaha R6 - None	6	12:51.745	1 Lap	1 Lap	83.09	2:06.730	6	16	
DNF	889	R		Florentin Valentin STANCIU	Honda 600F -	4	10:47.576	3 Laps	2 Laps	66.01	2:11.478	4	25	
DNF	114			Richard BATE	Suzuki GSXR750 - TEAM PSR	3	7:13.841	4 Laps	1 Lap	73.90	2:20.370	2	38	
DQ	137			Colin McPHERSON	Yamaha R6 -								22	

FASTEST LAP

1				Matt WETHERELL	Suzuki GSXR 600 - Lamonde Racing	4	1:59.677			89.30 mph			143.72 kph	
22	SUP			Darren DOWDS	Suzuki GSX8R - sublime dsg Ltd	4	2:03.043			86.86 mph			139.79 kph	
7	R			Darren TAYLOR	Kawasaki ZX6R - Watton Auto Centre	6	2:05.470			85.18 mph			137.09 kph	

Comments:

No. 137 - Disqualified for failing post race technical inspection

Class - 92.5% of Race Speed = 81.10 mph

Class SUP - 92.5% of Race Speed = 79.15 mph

Class R - 92.5% of Race Speed = 76.96 mph

Weather / Track : Cloudy / Dry

Date: 01/09/2024 Start: 11:34 Finish: 11:49

These results are provisional until the conclusion of any judicial and technical matters.


Snetterton 300: 2.9689 miles

Clerk Of Course:

Stewards:

Timekeeper:

Craig Smith



BMCRC - MRO Championships 2024 - Rnd 6 @ Snetterton 300

BMCRC Thunderbike Sport & BMCRC Supertwins

RACE 6 - LAP CHART

LAP 1 @ 11:36:59.652		
NO	BEHIND	LAP TIME

1		2:05.346
11	1.853	2:07.199
22	3.753	2:09.099
69	5.844	2:11.190
7	6.701	2:12.047
15	6.940	2:12.286
111	8.668	2:14.014
5	9.266	2:14.612
23	9.572	2:14.918
27	9.627	2:14.973
100	10.149	2:15.495
3	10.555	2:15.901
77	10.616	2:15.962
97	11.192	2:16.538
81	11.536	2:16.882
141	12.088	2:17.434
82	12.355	2:17.701
48	13.056	2:18.402
115	14.019	2:19.365
557	15.065	2:20.411
55	15.835	2:21.181
137	16.566	2:21.912
51	16.714	2:22.060
127	18.719	2:24.065
293	19.005	2:24.351
75	19.126	2:24.472
189	19.209	2:24.555
25	20.020	2:25.366
14	20.120	2:25.466
175	21.994	2:27.340
40	22.007	2:27.353
89	23.106	2:28.452
114	25.140	2:30.486
172	25.197	2:30.543
689	25.847	2:31.193
889	1:47.754	3:53.100 P

LAP 2 @ 11:38:59.774		
NO	BEHIND	LAP TIME

1		2:00.122
11	2.956	2:01.225
22	7.375	2:03.744
69	9.292	2:03.570
111	15.166	2:06.620
77	16.777	2:06.283
23	17.010	2:07.560
5	17.393	2:08.249
27	17.549	2:08.044
100	18.628	2:08.601
3	19.077	2:08.644
97	19.556	2:08.486
81	19.835	2:08.421
141	20.186	2:08.220
82	21.685	2:09.452
7	22.321	2:15.742
48	23.698	2:10.764
557	25.400	2:10.457
115	26.423	2:12.526
55	28.315	2:12.602
137	29.287	2:12.843
51	30.154	2:13.562
25	31.002	2:11.104
189	31.163	2:12.076

75	33.399	2:14.395
293	34.263	2:15.380
15	34.286	2:27.468
127	35.241	2:16.644
14	35.420	2:15.422
40	39.182	2:17.297
175	39.540	2:17.668
89	40.037	2:17.053
172	40.815	2:15.740
689	43.528	2:17.803
114	45.388	2:20.370

LAP 3 @ 11:41:00.719		
NO	BEHIND	LAP TIME

1		2:00.945
11	3.390	2:01.379
22	9.838	2:03.408
69	11.645	2:03.298
889	1 Lap	2:31.410
111	21.673	2:07.452
77	21.948	2:06.116
23	23.519	2:07.454
27	24.089	2:07.485
5	24.203	2:07.755
100	25.622	2:07.939
3	26.397	2:08.265
97	27.117	2:08.506
7	27.594	2:06.218
141	27.689	2:08.448
81	27.760	2:08.870
82	29.547	2:08.807
48	33.214	2:10.461
557	35.345	2:10.890
115	37.040	2:11.562
55	39.548	2:12.178
137	39.893	2:11.551
25	41.000	2:10.943
15	41.011	2:07.670
51	41.660	2:12.451
189	42.599	2:12.381
75	44.926	2:12.472
293	45.634	2:12.316
14	48.804	2:14.329
127	49.627	2:15.331
40	53.579	2:15.342
175	53.698	2:15.103
89	54.580	2:15.488
172	56.546	2:16.676
689	59.903	2:17.320
114	1:07.428	2:22.985

LAP 4 @ 11:43:00.396		
NO	BEHIND	LAP TIME

1		1:59.677
11	5.131	2:01.418
22	13.204	2:03.043
69	15.977	2:04.009
889	1 Lap	2:11.588
77	30.376	2:08.105
111	30.565	2:08.569
23	30.719	2:06.877
27	32.397	2:07.985
5	32.474	2:07.948
100	33.750	2:07.805
7	34.225	2:06.308

3	34.292	2:07.572
97	36.133	2:08.693
141	36.572	2:08.560
82	38.210	2:08.340
81	38.380	2:10.297
48	44.109	2:10.572
557	46.941	2:11.273
15	47.907	2:06.573
115	48.812	2:11.449
137	51.904	2:11.688
55	52.775	2:12.904
25	53.408	2:12.085
51	53.698	2:11.715
189	54.820	2:11.898
75	58.298	2:13.049
293	59.690	2:13.733
14	1:04.202	2:15.075
127	1:04.649	2:14.699
40	1:08.835	2:14.933
175	1:09.351	2:15.330
89	1:09.889	2:14.986
172	1:13.476	2:16.607
689	1:16.615	2:16.389

LAP 5 @ 11:45:02.024		
NO	BEHIND	LAP TIME

1		2:01.628
11	6.844	2:03.341
22	15.831	2:04.255
69	20.108	2:05.759
77	35.784	2:07.036
23	37.297	2:08.206
111	37.343	2:08.406
27	38.567	2:07.798
889	1 Lap	2:11.478
5	39.938	2:09.092
7	40.070	2:07.473
3	40.455	2:07.791
100	41.005	2:08.883
141	43.294	2:08.350
97	43.483	2:08.978
82	46.578	2:09.996
81	47.304	2:10.552
15	52.627	2:06.348
48	53.373	2:10.892
557	55.575	2:10.262
115	59.217	2:12.033
137	1:00.717	2:10.441
25	1:02.150	2:10.370
55	1:04.175	2:13.028
51	1:04.293	2:12.223
189	1:05.468	2:12.276
75	1:10.314	2:13.644
293	1:13.003	2:14.941
127	1:17.374	2:14.353
14	1:17.378	2:14.804
40	1:22.539	2:15.332
89	1:22.975	2:14.714
175	1:23.377	2:15.654
172	1:28.028	2:16.180
689	1:29.699	2:14.712

LAP 6 @ 11:47:04.209		
NO	BEHIND	LAP TIME

1		2:02.185
---	--	----------

11	7.640	2:02.981
22	18.294	2:04.648
69	22.908	2:04.985
77	40.892	2:07.293
111	41.464	2:06.306
23	41.842	2:06.730
27	42.300	2:05.918
7	43.355	2:05.470
5	44.470	2:06.717
3	45.645	2:07.375
100	45.989	2:07.169
141	50.333	2:09.224
97	50.428	2:09.130
82	54.936	2:10.543
15	55.966	2:05.524
81	56.077	2:10.958
48	1:00.431	2:09.243
557	1:04.498	2:11.108
137	1:08.081	2:09.549
115	1:09.188	2:12.156
25	1:10.910	2:10.945
51	1:11.835	2:09.727
55	1:13.975	2:11.985
189	1:16.084	2:12.801
75	1:20.758	2:12.629
293	1:25.250	2:14.432
127	1:29.814	2:14.625
14	1:30.553	2:15.360
89	1:34.643	2:13.853
40	1:35.477	2:15.123
175	1:36.682	2:15.490
172	1:42.899	2:17.056
689	1:43.908	2:16.394

LAP 7 @ 11:49:07.532		
NO	BEHIND	LAP TIME

1		2:03.323
11	7.549	2:03.232
22	21.041	2:06.070
69	26.455	2:06.870
77	44.433	2:06.864
27	44.508	2:05.531
111	45.151	2:07.010
7	45.798	2:05.766
5	49.011	2:07.864
100	50.151	2:07.485
3	52.328	2:10.006
141	55.698	2:08.688
97	56.473	2:09.368
15	58.434	2:05.791
82	1:01.806	2:10.193
81	1:04.019	2:11.265
48	1:06.081	2:08.973
557	1:11.913	2:10.738
137	1:15.271	2:10.513
25	1:16.931	2:09.344
115	1:17.196	2:11.331
51	1:18.932	2:10.420
55	1:23.298	2:12.646
189	1:28.939	2:16.178
75	1:31.213	2:13.778
293	1:35.381	2:13.454
127	1:41.232	2:14.741
14	1:41.500	2:14.270
89	1:45.201	2:13.881
40	1:48.552	2:16.398

BMCRC - MRO Championships 2024 - Rnd 6 @ Snetterton 300

BMCRC Thunderbike Sport & BMCRC Supertwins

RACE 6 - POSITION CHART

No	Name	Lap Pos	Lap						
			1	2	3	4	5	6	7
1	WETHERELL	1	1	1	1	1	1	1	1
11	HARVEY	2	11	11	11	11	11	11	11
22	DOWDS	3	22	22	22	22	22	22	22
69	RUSSO	4	69	69	69	69	69	69	69
15	MERCER	5	7	111	111	77	77	77	77
7	TAYLOR	6	15	77	77	111	23	111	27
111	BATE	7	111	23	23	23	111	23	111
27	BROWN	8	5	5	27	27	27	27	7
5	STONE	9	23	27	5	5	5	7	5
82	HINNELLS	10	27	100	100	100	7	5	100
100	HOWTON	11	100	3	3	7	3	3	3
3	ARBON	12	3	97	97	3	100	100	141
97	MANN	13	77	81	7	97	141	141	97
48	WALLIS	14	97	141	141	141	97	97	15
23	ISAACSON	15	81	82	81	82	82	82	82
81	MAY	16	141	7	82	81	81	15	81
557	WILTON	17	82	48	48	48	15	81	48
51	BEESELEY	18	48	557	557	557	48	48	557
141	ANDREWS	19	115	115	115	15	557	557	137
115	SVENSEN	20	557	55	55	115	115	137	25
137	McPHERSON	21	55	137	137	137	137	115	115
55	MANSON-CHUBB	22	137	51	25	55	25	25	51
293	SMITH	23	51	25	15	25	55	51	55
889	STANCIU	24	127	189	51	51	51	55	189
75	MAY	25	293	75	189	189	189	189	75
14	DAVIES	26	75	293	75	75	75	75	293
175	SVENSEN	27	189	15	293	293	293	293	127
89	SKINNS	28	25	127	14	14	127	127	14
127	CHAM	29	14	14	127	127	14	14	89
689	TREVEIL	30	175	40	40	40	40	89	40
40	WILKINSON	31	40	175	175	175	89	40	175
172	ROBINSON	32	89	89	89	89	175	175	172
77	WHITE	33	114	172	172	172	172	172	689
189	BARAN	34	172	689	689	689	689	689	
114	BATE	35	689	114	114	889			
25	GEDGE	36	889	889	889				

BMCRC - MRO Championships 2024 - Rnd 6 @ Snetterton 300

BMCRC Thunderbike Sport & BMCRC Supertwins

RACE 6 - SECTOR ANALYSIS



SECTOR 1 = FL to I1, SECTOR 2 = I1 to FL, DIFF = Difference To Personal Best Lap, P = Crossed Finish Line in Pit Lane, D = Time Disallowed

P1		1		Matt WETHERELL		Suzuki GSXR 600 - Lamonde Racing	
IDEAL LAP TIME : 1:59.677		BEST LAP TIME : 1:59.677		DIFFERENCE : 0.000			
LAP	SECTOR 1	SECTOR 2	LAP TIME	MPH	DIFF	TIME OF DAY	
1 -		39.724	2:05.346	85.26	5.669	11:36:59.652	
2 -	1:20.333	39.789	2:00.122 (2)	88.97	0.445	11:38:59.774	
3 -	1:21.013	39.932	2:00.945 (3)	88.37	1.268	11:41:00.719	
4 -	1:20.179	39.498	1:59.677 (1)	89.30		11:43:00.396	
5 -	1:20.661	40.967	2:01.628	87.87	1.951	11:45:02.024	
6 -	1:21.395	40.790	2:02.185	87.47	2.508	11:47:04.209	
7 -	1:22.198	41.125	2:03.323	86.66	3.646	11:49:07.532	

P2		11		Josh HARVEY		Yamaha R6 - NR Racing	
IDEAL LAP TIME : 2:01.075		BEST LAP TIME : 2:01.225		DIFFERENCE : 0.150			
LAP	SECTOR 1	SECTOR 2	LAP TIME	MPH	DIFF	TIME OF DAY	
1 -		40.348	2:07.199	84.02	5.974	11:37:01.505	
2 -	1:20.820	40.405	2:01.225 (1)	88.16		11:39:02.730	
3 -	1:20.727	40.652	2:01.379 (2)	88.05	0.154	11:41:04.109	
4 -	1:20.946	40.472	2:01.418 (3)	88.02	0.193	11:43:05.527	
5 -	1:21.856	41.485	2:03.341	86.65	2.116	11:45:08.868	
6 -	1:21.937	41.044	2:02.981	86.90	1.756	11:47:11.849	
7 -	1:22.445	40.787	2:03.232	86.73	2.007	11:49:15.081	

P3		22 SUP		Darren DOWDS		Suzuki GSXR8R - sublime dsg Ltd	
IDEAL LAP TIME : 2:03.011		BEST LAP TIME : 2:03.043		DIFFERENCE : 0.032			
LAP	SECTOR 1	SECTOR 2	LAP TIME	MPH	DIFF	TIME OF DAY	
1 -		41.034	2:09.099	82.78	6.056	11:37:03.405	
2 -	1:22.680	41.064	2:03.744 (3)	86.37	0.701	11:39:07.149	
3 -	1:22.463	40.945	2:03.408 (2)	86.60	0.365	11:41:10.557	
4 -	1:22.495	40.548	2:03.043 (1)	86.86		11:43:13.600	
5 -	1:22.846	41.409	2:04.255	86.01	1.212	11:45:17.855	
6 -	1:23.326	41.322	2:04.648	85.74	1.605	11:47:22.503	
7 -	1:23.470	42.600	2:06.070	84.77	3.027	11:49:28.573	

P4		69		Tony RUSSO		Yamaha R6 - Wymark Lubricants	
IDEAL LAP TIME : 2:03.105		BEST LAP TIME : 2:03.298		DIFFERENCE : 0.193			
LAP	SECTOR 1	SECTOR 2	LAP TIME	MPH	DIFF	TIME OF DAY	
1 -		40.859	2:11.190	81.46	7.892	11:37:05.496	
2 -	1:22.756	40.814	2:03.570 (2)	86.49	0.272	11:39:09.066	
3 -	1:22.291	41.007	2:03.298 (1)	86.68		11:41:12.364	
4 -	1:23.117	40.892	2:04.009 (3)	86.18	0.711	11:43:16.373	
5 -	1:23.922	41.837	2:05.759	84.98	2.461	11:45:22.132	
6 -	1:23.620	41.365	2:04.985	85.51	1.687	11:47:27.117	
7 -	1:24.730	42.140	2:06.870	84.24	3.572	11:49:33.987	

P5		77		Joe WHITE		Suzuki GSXR 600 MAIN - The Race Shack /Just In Graphics	
IDEAL LAP TIME : 2:06.116		BEST LAP TIME : 2:06.116		DIFFERENCE : 0.000			
LAP	SECTOR 1	SECTOR 2	LAP TIME	MPH	DIFF	TIME OF DAY	
1 -		42.416	2:15.962	78.61	9.846	11:37:10.268	
2 -	1:24.206	42.077	2:06.283 (2)	84.63	0.167	11:39:16.551	
3 -	1:24.100	42.016	2:06.116 (1)	84.74		11:41:22.667	
4 -	1:24.280	43.825	2:08.105	83.43	1.989	11:43:30.772	
5 -	1:24.701	42.335	2:07.036	84.13	0.920	11:45:37.808	
6 -	1:25.188	42.105	2:07.293	83.96	1.177	11:47:45.101	
7 -	1:24.769	42.095	2:06.864 (3)	84.24	0.748	11:49:51.965	

BMCRC - MRO Championships 2024 - Rnd 6 @ Snetterton 300

BMCRC Thunderbike Sport & BMCRC Supertwins

RACE 6 - SECTOR ANALYSIS



SECTOR 1 = FL to I1, SECTOR 2 = I1 to FL, DIFF = Difference To Personal Best Lap, P = Crossed Finish Line in Pit Lane, D = Time Disallowed

P6		27 SUP		Ben BROWN		Yamaha R7 - Hunts Motorcycles	
IDEAL LAP TIME : 2:05.175		BEST LAP TIME : 2:05.531		DIFFERENCE : 0.356			
LAP	SECTOR 1	SECTOR 2	LAP TIME	MPH	DIFF	TIME OF DAY	
1 -		42.465	2:14.973	79.18	9.442	11:37:09.279	
2 -	1:26.622	41.422	2:08.044	83.47	2.513	11:39:17.323	
3 -	1:25.112	42.373	2:07.485 (3)	83.83	1.954	11:41:24.808	
4 -	1:26.062	41.923	2:07.985	83.51	2.454	11:43:32.793	
5 -	1:25.403	42.395	2:07.798	83.63	2.267	11:45:40.591	
6 -	1:24.732	41.186	2:05.918 (2)	84.88	0.387	11:47:46.509	
7 -	1:23.989	41.542	2:05.531 (1)	85.14		11:49:52.040	

P7		111		Freddie BATE		Yamaha R6 - hartjay	
IDEAL LAP TIME : 2:05.915		BEST LAP TIME : 2:06.306		DIFFERENCE : 0.391			
LAP	SECTOR 1	SECTOR 2	LAP TIME	MPH	DIFF	TIME OF DAY	
1 -		41.914	2:14.014	79.75	7.708	11:37:08.320	
2 -	1:24.488	42.132	2:06.620 (2)	84.41	0.314	11:39:14.940	
3 -	1:24.850	42.602	2:07.452	83.85	1.146	11:41:22.392	
4 -	1:24.507	44.062	2:08.569	83.13	2.263	11:43:30.961	
5 -	1:25.643	42.763	2:08.406	83.23	2.100	11:45:39.367	
6 -	1:24.227	42.079	2:06.306 (1)	84.62		11:47:45.673	
7 -	1:24.001	43.009	2:07.010 (3)	84.15	0.704	11:49:52.683	

P8		7 R		Darren TAYLOR		Kawasaki ZX6R - Watton Auto Centre	
IDEAL LAP TIME : 2:05.413		BEST LAP TIME : 2:05.470		DIFFERENCE : 0.057			
LAP	SECTOR 1	SECTOR 2	LAP TIME	MPH	DIFF	TIME OF DAY	
1 -		41.760	2:12.047	80.94	6.577	11:37:06.353	
2 -	1:33.498	42.244	2:15.742	78.73	10.272	11:39:22.095	
3 -	1:24.425	41.793	2:06.218 (3)	84.67	0.748	11:41:28.313	
4 -	1:24.726	41.582	2:06.308	84.61	0.838	11:43:34.621	
5 -	1:24.615	42.858	2:07.473	83.84	2.003	11:45:42.094	
6 -	1:23.997	41.473	2:05.470 (1)	85.18		11:47:47.564	
7 -	1:24.350	41.416	2:05.766 (2)	84.98	0.296	11:49:53.330	

P9		5 R		Logan STONE		Yamaha R6 -	
IDEAL LAP TIME : 2:06.714		BEST LAP TIME : 2:06.717		DIFFERENCE : 0.003			
LAP	SECTOR 1	SECTOR 2	LAP TIME	MPH	DIFF	TIME OF DAY	
1 -		42.913	2:14.612	79.39	7.895	11:37:08.918	
2 -	1:25.825	42.424	2:08.249	83.33	1.532	11:39:17.167	
3 -	1:24.673	43.082	2:07.755 (2)	83.66	1.038	11:41:24.922	
4 -	1:25.260	42.688	2:07.948	83.53	1.231	11:43:32.870	
5 -	1:25.835	43.257	2:09.092	82.79	2.375	11:45:41.962	
6 -	1:24.676	42.041	2:06.717 (1)	84.34		11:47:48.679	
7 -	1:25.172	42.692	2:07.864 (3)	83.58	1.147	11:49:56.543	

P10		100 SUP		Craig HOWTON		Kawasaki ER6N - ME	
IDEAL LAP TIME : 2:07.169		BEST LAP TIME : 2:07.169		DIFFERENCE : 0.000			
LAP	SECTOR 1	SECTOR 2	LAP TIME	MPH	DIFF	TIME OF DAY	
1 -		42.356	2:15.495	78.88	8.326	11:37:09.801	
2 -	1:26.439	42.162	2:08.601	83.11	1.432	11:39:18.402	
3 -	1:25.995	41.944	2:07.939	83.54	0.770	11:41:26.341	
4 -	1:25.634	42.171	2:07.805 (3)	83.62	0.636	11:43:34.146	
5 -	1:25.844	43.039	2:08.883	82.92	1.714	11:45:43.029	
6 -	1:25.274	41.895	2:07.169 (1)	84.04		11:47:50.198	
7 -	1:25.581	41.904	2:07.485 (2)	83.83	0.316	11:49:57.683	

BMCRC - MRO Championships 2024 - Rnd 6 @ Snetterton 300

BMCRC Thunderbike Sport & BMCRC Supertwins

RACE 6 - SECTOR ANALYSIS



SECTOR 1 = FL to I1, SECTOR 2 = I1 to FL, DIFF = Difference To Personal Best Lap, P = Crossed Finish Line in Pit Lane, D = Time Disallowed

P11		3 SUP		Oliver ARBON		Suzuki SV650 - TT Plumbing & Heating	
IDEAL LAP TIME : 2:07.000		BEST LAP TIME : 2:07.375		DIFFERENCE : 0.375			
LAP	SECTOR 1	SECTOR 2	LAP TIME	MPH	DIFF	TIME OF DAY	
1 -		42.518	2:15.901	78.64	8.526	11:37:10.207	
2 -	1:26.160	42.484	2:08.644	83.08	1.269	11:39:18.851	
3 -	1:25.839	42.426	2:08.265	83.32	0.890	11:41:27.116	
4 -	1:25.004	42.568	2:07.572 (2)	83.78	0.197	11:43:34.688	
5 -	1:25.254	42.537	2:07.791 (3)	83.63	0.416	11:45:42.479	
6 -	1:25.379	41.996	2:07.375 (1)	83.91		11:47:49.854	
7 -	1:27.826	42.180	2:10.006	82.21	2.631	11:49:59.860	

P12		141 SUP		Jack ANDREWS		Yamaha R7 - B1 Barbers and power tool hub	
IDEAL LAP TIME : 2:07.872		BEST LAP TIME : 2:08.220		DIFFERENCE : 0.348			
LAP	SECTOR 1	SECTOR 2	LAP TIME	MPH	DIFF	TIME OF DAY	
1 -		42.627	2:17.434	77.76	9.214	11:37:11.740	
2 -	1:25.926	42.294	2:08.220 (1)	83.35		11:39:19.960	
3 -	1:25.578	42.870	2:08.448 (3)	83.20	0.228	11:41:28.408	
4 -	1:26.160	42.400	2:08.560	83.13	0.340	11:43:36.968	
5 -	1:25.654	42.696	2:08.350 (2)	83.27	0.130	11:45:45.318	
6 -	1:26.779	42.445	2:09.224	82.70	1.004	11:47:54.542	
7 -	1:26.011	42.677	2:08.688	83.05	0.468	11:50:03.230	

P13		97 SUP		Alex MANN		- Michael Jones Jeweller, Esprit Group, Eastgate Commercials,	
IDEAL LAP TIME : 2:08.007		BEST LAP TIME : 2:08.486		DIFFERENCE : 0.479			
LAP	SECTOR 1	SECTOR 2	LAP TIME	MPH	DIFF	TIME OF DAY	
1 -		42.767	2:16.538	78.27	8.052	11:37:10.844	
2 -	1:26.408	42.078	2:08.486 (1)	83.18		11:39:19.330	
3 -	1:26.153	42.353	2:08.506 (2)	83.17	0.020	11:41:27.836	
4 -	1:26.617	42.076	2:08.693 (3)	83.05	0.207	11:43:36.529	
5 -	1:26.231	42.747	2:08.978	82.86	0.492	11:45:45.507	
6 -	1:26.843	42.287	2:09.130	82.76	0.644	11:47:54.637	
7 -	1:25.931	43.437	2:09.368	82.61	0.882	11:50:04.005	

P14		15		Daniel MERCER		Yamaha R6 - Merc&Co Racing, Apex2Apex promotions, Electric	
IDEAL LAP TIME : 2:04.673		BEST LAP TIME : 2:05.524		DIFFERENCE : 0.851			
LAP	SECTOR 1	SECTOR 2	LAP TIME	MPH	DIFF	TIME OF DAY	
1 -		41.632	2:12.286	80.79	6.762	11:37:06.592	
2 -	1:44.630	42.838	2:27.468	72.47	21.944	11:39:34.060	
3 -	1:24.626	43.044	2:07.670	83.71	2.146	11:41:41.730	
4 -	1:24.290	42.283	2:06.573	84.44	1.049	11:43:48.303	
5 -	1:23.302	43.046	2:06.348 (3)	84.59	0.824	11:45:54.651	
6 -	1:24.153	41.371	2:05.524 (1)	85.14		11:48:00.175	
7 -	1:23.922	41.869	2:05.791 (2)	84.96	0.267	11:50:05.966	

P15		82		Matt HINNELLS		Yamaha YZF R6 - FH82Racing	
IDEAL LAP TIME : 2:08.340		BEST LAP TIME : 2:08.340		DIFFERENCE : 0.000			
LAP	SECTOR 1	SECTOR 2	LAP TIME	MPH	DIFF	TIME OF DAY	
1 -		43.524	2:17.701	77.61	9.361	11:37:12.007	
2 -	1:26.754	42.698	2:09.452 (3)	82.56	1.112	11:39:21.459	
3 -	1:26.120	42.687	2:08.807 (2)	82.97	0.467	11:41:30.266	
4 -	1:25.963	42.377	2:08.340 (1)	83.27		11:43:38.606	
5 -	1:26.800	43.196	2:09.996	82.21	1.656	11:45:48.602	
6 -	1:27.627	42.916	2:10.543	81.87	2.203	11:47:59.145	
7 -	1:26.833	43.360	2:10.193	82.09	1.853	11:50:09.338	

BMCRC - MRO Championships 2024 - Rnd 6 @ Snetterton 300

BMCRC Thunderbike Sport & BMCRC Supertwins

RACE 6 - SECTOR ANALYSIS



SECTOR 1 = FL to I1, SECTOR 2 = I1 to FL, DIFF = Difference To Personal Best Lap, P = Crossed Finish Line in Pit Lane, D = Time Disallowed

P16 81 SUP Malvern MAY		Aprilia RS660 - IMP racing				
IDEAL LAP TIME : 2:08.410		BEST LAP TIME : 2:08.421		DIFFERENCE : 0.011		
LAP	SECTOR 1	SECTOR 2	LAP TIME	MPH	DIFF	TIME OF DAY
1 -		43.008	2:16.882	78.08	8.461	11:37:11.188
2 -	1:26.094	42.327	2:08.421 (1)	83.22		11:39:19.609
3 -	1:26.083	42.787	2:08.870 (2)	82.93	0.449	11:41:28.479
4 -	1:26.962	43.335	2:10.297 (3)	82.02	1.876	11:43:38.776
5 -	1:27.316	43.236	2:10.552	81.86	2.131	11:45:49.328
6 -	1:27.358	43.600	2:10.958	81.61	2.537	11:48:00.286
7 -	1:27.497	43.768	2:11.265	81.42	2.844	11:50:11.551

P17 48 Shaun WALLIS		Yamaha R6 (W) - MBC Despatch Racing				
IDEAL LAP TIME : 2:08.973		BEST LAP TIME : 2:08.973		DIFFERENCE : 0.000		
LAP	SECTOR 1	SECTOR 2	LAP TIME	MPH	DIFF	TIME OF DAY
1 -		43.127	2:18.402	77.22	9.429	11:37:12.708
2 -	1:26.975	43.789	2:10.764	81.73	1.791	11:39:23.472
3 -	1:26.473	43.988	2:10.461 (3)	81.92	1.488	11:41:33.933
4 -	1:26.860	43.712	2:10.572	81.85	1.599	11:43:44.505
5 -	1:26.576	44.316	2:10.892	81.65	1.919	11:45:55.397
6 -	1:26.096	43.147	2:09.243 (2)	82.69	0.270	11:48:04.640
7 -	1:26.034	42.939	2:08.973 (1)	82.87		11:50:13.613

P18 557 R John WILTON		Yamaha R6 - Repetition Roasters				
IDEAL LAP TIME : 2:10.225		BEST LAP TIME : 2:10.262		DIFFERENCE : 0.037		
LAP	SECTOR 1	SECTOR 2	LAP TIME	MPH	DIFF	TIME OF DAY
1 -		43.851	2:20.411	76.11	10.149	11:37:14.717
2 -	1:26.788	43.669	2:10.457 (2)	81.92	0.195	11:39:25.174
3 -	1:27.166	43.724	2:10.890	81.65	0.628	11:41:36.064
4 -	1:27.449	43.824	2:11.273	81.41	1.011	11:43:47.337
5 -	1:26.825	43.437	2:10.262 (1)	82.05		11:45:57.599
6 -	1:27.115	43.993	2:11.108	81.52	0.846	11:48:08.707
7 -	1:27.242	43.496	2:10.738 (3)	81.75	0.476	11:50:19.445

P19 137 Colin McPHERSON		Yamaha R6 -				
IDEAL LAP TIME : 2:09.549		BEST LAP TIME : 2:09.549		DIFFERENCE : 0.000		
LAP	SECTOR 1	SECTOR 2	LAP TIME	MPH	DIFF	TIME OF DAY
1 -		44.476	2:21.912	75.31	12.363	11:37:16.218
2 -	1:28.704	44.139	2:12.843	80.45	3.294	11:39:29.061
3 -	1:27.954	43.597	2:11.551	81.24	2.002	11:41:40.612
4 -	1:27.892	43.796	2:11.688	81.16	2.139	11:43:52.300
5 -	1:26.846	43.595	2:10.441 (2)	81.93	0.892	11:46:02.741
6 -	1:26.318	43.231	2:09.549 (1)	82.50		11:48:12.290
7 -	1:27.034	43.479	2:10.513 (3)	81.89	0.964	11:50:22.803

P20 25 Vincent GEDGE		Honda CBR 600 -				
IDEAL LAP TIME : 2:09.168		BEST LAP TIME : 2:09.344		DIFFERENCE : 0.176		
LAP	SECTOR 1	SECTOR 2	LAP TIME	MPH	DIFF	TIME OF DAY
1 -		44.475	2:25.366	73.52	16.022	11:37:19.672
2 -	1:27.887	43.217	2:11.104	81.52	1.760	11:39:30.776
3 -	1:27.736	43.207	2:10.943 (3)	81.62	1.599	11:41:41.719
4 -	1:28.067	44.018	2:12.085	80.91	2.741	11:43:53.804
5 -	1:26.710	43.660	2:10.370 (2)	81.98	1.026	11:46:04.174
6 -	1:27.737	43.208	2:10.945	81.62	1.601	11:48:15.119
7 -	1:26.886	42.458	2:09.344 (1)	82.63		11:50:24.463

BMCRC - MRO Championships 2024 - Rnd 6 @ Snetterton 300

BMCRC Thunderbike Sport & BMCRC Supertwins

RACE 6 - SECTOR ANALYSIS



SECTOR 1 = FL to I1, SECTOR 2 = I1 to FL, DIFF = Difference To Personal Best Lap, P = Crossed Finish Line in Pit Lane, D = Time Disallowed

P21 115 SUP James SVENSEN		Suzuki SV650S -				
IDEAL LAP TIME : 2:11.304		BEST LAP TIME : 2:11.331		DIFFERENCE : 0.027		
LAP	SECTOR 1	SECTOR 2	LAP TIME	MPH	DIFF	TIME OF DAY
1 -		43.376	2:19.365	76.69	8.034	11:37:13.671
2 -	1:28.449	44.077	2:12.526	80.64	1.195	11:39:26.197
3 -	1:28.359	43.203	2:11.562 (3)	81.23	0.231	11:41:37.759
4 -	1:28.155	43.294	2:11.449 (2)	81.30	0.118	11:43:49.208
5 -	1:28.118	43.915	2:12.033	80.95	0.702	11:46:01.241
6 -	1:28.124	44.032	2:12.156	80.87	0.825	11:48:13.397
7 -	1:28.101	43.230	2:11.331 (1)	81.38		11:50:24.728

P22 51 Paul BEESLEY		Yamaha R6 -				
IDEAL LAP TIME : 2:09.276		BEST LAP TIME : 2:09.727		DIFFERENCE : 0.451		
LAP	SECTOR 1	SECTOR 2	LAP TIME	MPH	DIFF	TIME OF DAY
1 -		43.942	2:22.060	75.23	12.333	11:37:16.366
2 -	1:29.290	44.272	2:13.562	80.02	3.835	11:39:29.928
3 -	1:27.908	44.543	2:12.451	80.69	2.724	11:41:42.379
4 -	1:27.895	43.820	2:11.715 (3)	81.14	1.988	11:43:54.094
5 -	1:27.691	44.532	2:12.223	80.83	2.496	11:46:06.317
6 -	1:26.241	43.486	2:09.727 (1)	82.38		11:48:16.044
7 -	1:27.385	43.035	2:10.420 (2)	81.95	0.693	11:50:26.464

P23 55 R Magnus MANSON-CHUBB		Yamaha R6 -				
IDEAL LAP TIME : 2:11.985		BEST LAP TIME : 2:11.985		DIFFERENCE : 0.000		
LAP	SECTOR 1	SECTOR 2	LAP TIME	MPH	DIFF	TIME OF DAY
1 -		43.955	2:21.181	75.70	9.196	11:37:15.487
2 -	1:28.724	43.878	2:12.602 (3)	80.60	0.617	11:39:28.089
3 -	1:28.278	43.900	2:12.178 (2)	80.86	0.193	11:41:40.267
4 -	1:28.982	43.922	2:12.904	80.41	0.919	11:43:53.171
5 -	1:28.396	44.632	2:13.028	80.34	1.043	11:46:06.199
6 -	1:28.248	43.737	2:11.985 (1)	80.97		11:48:18.184
7 -	1:28.433	44.213	2:12.646	80.57	0.661	11:50:30.830

P24 189 SUP Sebastian BARAN		Suzuki SV650 -				
IDEAL LAP TIME : 2:11.795		BEST LAP TIME : 2:11.898		DIFFERENCE : 0.103		
LAP	SECTOR 1	SECTOR 2	LAP TIME	MPH	DIFF	TIME OF DAY
1 -		45.005	2:24.555	73.93	12.657	11:37:18.861
2 -	1:28.261	43.815	2:12.076 (2)	80.92	0.178	11:39:30.937
3 -	1:28.662	43.719	2:12.381	80.73	0.483	11:41:43.318
4 -	1:28.076	43.822	2:11.898 (1)	81.03		11:43:55.216
5 -	1:28.220	44.056	2:12.276 (3)	80.80	0.378	11:46:07.492
6 -	1:28.422	44.379	2:12.801	80.48	0.903	11:48:20.293
7 -	1:31.540	44.638	2:16.178	78.48	4.280	11:50:36.471

P25 75 Stewart MAY		Kawasaki ZX6R - Mucking fagic				
IDEAL LAP TIME : 2:12.398		BEST LAP TIME : 2:12.472		DIFFERENCE : 0.074		
LAP	SECTOR 1	SECTOR 2	LAP TIME	MPH	DIFF	TIME OF DAY
1 -		45.399	2:24.472	73.97	12.000	11:37:18.778
2 -	1:30.560	43.835	2:14.395	79.52	1.923	11:39:33.173
3 -	1:28.563	43.909	2:12.472 (1)	80.68		11:41:45.645
4 -	1:28.936	44.113	2:13.049 (3)	80.33	0.577	11:43:58.694
5 -	1:28.934	44.710	2:13.644	79.97	1.172	11:46:12.338
6 -	1:28.742	43.887	2:12.629 (2)	80.58	0.157	11:48:24.967
7 -	1:29.534	44.244	2:13.778	79.89	1.306	11:50:38.745

BMCRC - MRO Championships 2024 - Rnd 6 @ Snetterton 300

BMCRC Thunderbike Sport & BMCRC Supertwins

RACE 6 - SECTOR ANALYSIS



SECTOR 1 = FL to I1, SECTOR 2 = I1 to FL, DIFF = Difference To Personal Best Lap, P = Crossed Finish Line in Pit Lane, D = Time Disallowed

P26 293		Leigh SMITH		Suzuki SV650 - Smiths Mechanical Support Ltd, Lamonde Autor			
IDEAL LAP TIME : 2:12.316		BEST LAP TIME : 2:12.316		DIFFERENCE : 0.000			
LAP	SECTOR 1	SECTOR 2	LAP TIME	MPH	DIFF	TIME OF DAY	
1 -		45.137	2:24.351	74.04	12.035	11:37:18.657	
2 -	1:31.073	44.307	2:15.380	78.94	3.064	11:39:34.037	
3 -	1:28.578	43.738	2:12.316 (1)	80.77		11:41:46.353	
4 -	1:29.160	44.573	2:13.733 (3)	79.92	1.417	11:44:00.086	
5 -	1:29.356	45.585	2:14.941	79.20	2.625	11:46:15.027	
6 -	1:29.887	44.545	2:14.432	79.50	2.116	11:48:29.459	
7 -	1:29.013	44.441	2:13.454 (2)	80.08	1.138	11:50:42.913	

P27 127 SUP		Matthew CHAM		Ducati MONSTER 796 -			
IDEAL LAP TIME : 2:14.196		BEST LAP TIME : 2:14.353		DIFFERENCE : 0.157			
LAP	SECTOR 1	SECTOR 2	LAP TIME	MPH	DIFF	TIME OF DAY	
1 -		45.046	2:24.065	74.18	9.712	11:37:18.371	
2 -	1:31.322	45.322	2:16.644	78.21	2.291	11:39:35.015	
3 -	1:30.239	45.092	2:15.331	78.97	0.978	11:41:50.346	
4 -	1:30.254	44.445	2:14.699 (3)	79.34	0.346	11:44:05.045	
5 -	1:29.751	44.602	2:14.353 (1)	79.55		11:46:19.398	
6 -	1:30.097	44.528	2:14.625 (2)	79.39	0.272	11:48:34.023	
7 -	1:30.044	44.697	2:14.741	79.32	0.388	11:50:48.764	

P28 14 R		George DAVIES		Suzuki SV650 - little T's Childcare , Alfie Weeks			
IDEAL LAP TIME : 2:14.068		BEST LAP TIME : 2:14.270		DIFFERENCE : 0.202			
LAP	SECTOR 1	SECTOR 2	LAP TIME	MPH	DIFF	TIME OF DAY	
1 -		45.324	2:25.466	73.47	11.196	11:37:19.772	
2 -	1:30.634	44.788	2:15.422	78.92	1.152	11:39:35.194	
3 -	1:29.415	44.914	2:14.329 (2)	79.56	0.059	11:41:49.523	
4 -	1:30.091	44.984	2:15.075	79.12	0.805	11:44:04.598	
5 -	1:29.388	45.416	2:14.804 (3)	79.28	0.534	11:46:19.402	
6 -	1:30.308	45.052	2:15.360	78.96	1.090	11:48:34.762	
7 -	1:29.590	44.680	2:14.270 (1)	79.60		11:50:49.032	

P29 89 R		Daryl SKINNS		Suzuki GSXR 750 - Indoor Climate Systems UK LTD			
IDEAL LAP TIME : 2:13.837		BEST LAP TIME : 2:13.853		DIFFERENCE : 0.016			
LAP	SECTOR 1	SECTOR 2	LAP TIME	MPH	DIFF	TIME OF DAY	
1 -		45.124	2:28.452	71.99	14.599	11:37:22.758	
2 -	1:30.708	46.345	2:17.053	77.98	3.200	11:39:39.811	
3 -	1:30.453	45.035	2:15.488	78.88	1.635	11:41:55.299	
4 -	1:30.262	44.724	2:14.986	79.17	1.133	11:44:10.285	
5 -	1:29.837	44.877	2:14.714 (3)	79.33	0.861	11:46:24.999	
6 -	1:29.331	44.522	2:13.853 (1)	79.84		11:48:38.852	
7 -	1:29.315	44.566	2:13.881 (2)	79.83	0.028	11:50:52.733	

P30 40 SUP		Simon WILKINSON		Suzuki SV650 -			
IDEAL LAP TIME : 2:14.753		BEST LAP TIME : 2:14.933		DIFFERENCE : 0.180			
LAP	SECTOR 1	SECTOR 2	LAP TIME	MPH	DIFF	TIME OF DAY	
1 -		46.228	2:27.353	72.53	12.420	11:37:21.659	
2 -	1:31.736	45.561	2:17.297	77.84	2.364	11:39:38.956	
3 -	1:30.339	45.003	2:15.342	78.97	0.409	11:41:54.298	
4 -	1:30.001	44.932	2:14.933 (1)	79.21		11:44:09.231	
5 -	1:29.849	45.483	2:15.332 (3)	78.97	0.399	11:46:24.563	
6 -	1:29.821	45.302	2:15.123 (2)	79.09	0.190	11:48:39.686	
7 -	1:30.878	45.520	2:16.398	78.35	1.465	11:50:56.084	

BMCRC - MRO Championships 2024 - Rnd 6 @ Snetterton 300

BMCRC Thunderbike Sport & BMCRC Supertwins

RACE 6 - SECTOR ANALYSIS



SECTOR 1 = FL to I1, SECTOR 2 = I1 to FL, DIFF = Difference To Personal Best Lap, P = Crossed Finish Line in Pit Lane, D = Time Disallowed

P31 175 R		Tom SVENSEN		Suzuki SV650 - Team TSR - HCL Car sales		
IDEAL LAP TIME : 2:14.873		BEST LAP TIME : 2:15.103		DIFFERENCE : 0.230		
LAP	SECTOR 1	SECTOR 2	LAP TIME	MPH	DIFF	TIME OF DAY
1 -		45.644	2:27.340	72.53	12.237	11:37:21.646
2 -	1:31.944	45.724	2:17.668	77.63	2.565	11:39:39.314
3 -	1:30.300	44.803	2:15.103 (1)	79.11		11:41:54.417
4 -	1:30.690	44.640	2:15.330 (2)	78.97	0.227	11:44:09.747
5 -	1:30.233	45.421	2:15.654	78.78	0.551	11:46:25.401
6 -	1:30.519	44.971	2:15.490 (3)	78.88	0.387	11:48:40.891
7 -	1:30.726	46.780	2:17.506	77.72	2.403	11:50:58.397

P32 172 R		Andrew ROBINSON		Yamaha YZF R6 -		
IDEAL LAP TIME : 2:15.721		BEST LAP TIME : 2:15.740		DIFFERENCE : 0.019		
LAP	SECTOR 1	SECTOR 2	LAP TIME	MPH	DIFF	TIME OF DAY
1 -		46.760	2:30.543	70.99	14.803	11:37:24.849
2 -	1:30.462	45.278	2:15.740 (1)	78.73		11:39:40.589
3 -	1:30.833	45.843	2:16.676	78.20	0.936	11:41:57.265
4 -	1:31.042	45.565	2:16.607 (3)	78.23	0.867	11:44:13.872
5 -	1:30.595	45.585	2:16.180 (2)	78.48	0.440	11:46:30.052
6 -	1:31.067	45.989	2:17.056	77.98	1.316	11:48:47.108
7 -	1:31.429	45.259	2:16.688	78.19	0.948	11:51:03.796

P33 689		David TREVEIL		Yamaha YZF-R6 -		
IDEAL LAP TIME : 2:14.591		BEST LAP TIME : 2:14.712		DIFFERENCE : 0.121		
LAP	SECTOR 1	SECTOR 2	LAP TIME	MPH	DIFF	TIME OF DAY
1 -		47.394	2:31.193	70.69	16.481	11:37:25.499
2 -	1:31.727	46.076	2:17.803	77.56	3.091	11:39:43.302
3 -	1:31.090	46.230	2:17.320	77.83	2.608	11:42:00.622
4 -	1:30.169	46.220	2:16.389 (2)	78.36	1.677	11:44:17.011
5 -	1:29.560	45.152	2:14.712 (1)	79.34		11:46:31.723
6 -	1:29.644	46.750	2:16.394 (3)	78.36	1.682	11:48:48.117
7 -	1:32.482	45.031	2:17.513	77.72	2.801	11:51:05.630

P34 23 R		Jonathan ISAACSON		Yamaha R6 - None		
IDEAL LAP TIME : 2:06.415		BEST LAP TIME : 2:06.730		DIFFERENCE : 0.315		
LAP	SECTOR 1	SECTOR 2	LAP TIME	MPH	DIFF	TIME OF DAY
1 -		42.340	2:14.918	79.21	8.188	11:37:09.224
2 -	1:25.330	42.230	2:07.560	83.78	0.830	11:39:16.784
3 -	1:25.034	42.420	2:07.454 (3)	83.85	0.724	11:41:24.238
4 -	1:25.098	41.779	2:06.877 (2)	84.23	0.147	11:43:31.115
5 -	1:25.268	42.938	2:08.206	83.36	1.476	11:45:39.321
6 -	1:24.636	42.094	2:06.730 (1)	84.33		11:47:46.051

P35 889 R		Florentin Valentin STANCIU		Honda 600F -		
IDEAL LAP TIME : 2:11.063		BEST LAP TIME : 2:11.478		DIFFERENCE : 0.415		
LAP	SECTOR 1	SECTOR 2	LAP TIME	MPH	DIFF	TIME OF DAY
1 -		IN PIT	3:53.100 P	45.85	1:41.622	11:38:47.406
2 -	OUTLAP	58.800	2:31.410	70.59	19.932	11:41:18.816
3 -	1:27.345	44.243	2:11.588 (2)	81.22	0.110	11:43:30.404
4 -	1:26.820	44.658	2:11.478 (1)	81.29		11:45:41.882

P36 114		Richard BATE		Suzuki GSXR750 - TEAM PSR		
IDEAL LAP TIME : 2:19.389		BEST LAP TIME : 2:20.370		DIFFERENCE : 0.981		
LAP	SECTOR 1	SECTOR 2	LAP TIME	MPH	DIFF	TIME OF DAY
1 -		46.873	2:30.486	71.02	10.116	11:37:24.792
2 -	1:32.516	47.854	2:20.370 (1)	76.14		11:39:45.162
3 -	1:34.725	48.260	2:22.985 (2)	74.74	2.615	11:42:08.147

BMCRC - MRO Championships 2024 - Rnd 6 @ Snetterton 300

BMCRC Thunderbike Sport & BMCRC Supertwins

RACE 6 - BEST SECTORS

SECTOR 1			SECTOR 2			IDEAL / BEST COMPARISON						
POS	NO	NAME	TIME	NO	NAME	TIME	POS	NO	NAME	IDEAL	BEST	DIFF
									PERFECT LAP	1:59.677		
1	1	WETHERELL	1:20.179	1	WETHERELL	39.498	1	1	WETHERELL	1:59.677	1:59.677	0.000
2	11	HARVEY	1:20.727	11	HARVEY	40.348	2	11	HARVEY	2:01.075	2:01.225	0.150
3	69	RUSSO	1:22.291	22	DOWDS	40.548	3	22	DOWDS	2:03.011	2:03.043	0.032
4	22	DOWDS	1:22.463	69	RUSSO	40.814	4	69	RUSSO	2:03.105	2:03.298	0.193
5	15	MERCER	1:23.302	27	BROWN	41.186	5	15	MERCER	2:04.673	2:05.524	0.851
6	27	BROWN	1:23.989	15	MERCER	41.371	6	27	BROWN	2:05.175	2:05.531	0.356
7	7	TAYLOR	1:23.997	7	TAYLOR	41.416	7	7	TAYLOR	2:05.413	2:05.470	0.057
8	111	BATE	1:24.001	23	ISAACSON	41.779	8	111	BATE	2:05.915	2:06.306	0.391
9	77	WHITE	1:24.100	100	HOWTON	41.895	9	77	WHITE	2:06.116	2:06.116	0.000
10	23	ISAACSON	1:24.636	111	BATE	41.914	10	23	ISAACSON	2:06.415	2:06.730	0.315
11	5	STONE	1:24.673	3	ARBON	41.996	11	5	STONE	2:06.714	2:06.717	0.003
12	3	ARBON	1:25.004	77	WHITE	42.016	12	3	ARBON	2:07.000	2:07.375	0.375
13	100	HOWTON	1:25.274	5	STONE	42.041	13	100	HOWTON	2:07.169	2:07.169	0.000
14	141	ANDREWS	1:25.578	97	MANN	42.076	14	141	ANDREWS	2:07.872	2:08.220	0.348
15	97	MANN	1:25.931	141	ANDREWS	42.294	15	97	MANN	2:08.007	2:08.486	0.479
16	82	HINNELLS	1:25.963	81	MAY	42.327	16	82	HINNELLS	2:08.340	2:08.340	0.000
17	48	WALLIS	1:26.034	82	HINNELLS	42.377	17	81	MAY	2:08.410	2:08.421	0.011
18	81	MAY	1:26.083	25	GEDGE	42.458	18	48	WALLIS	2:08.973	2:08.973	0.000
19	51	BEESLEY	1:26.241	48	WALLIS	42.939	19	25	GEDGE	2:09.168	2:09.344	0.176
20	137	McPHERSON	1:26.318	51	BEESLEY	43.035	20	51	BEESLEY	2:09.276	2:09.727	0.451
21	25	GEDGE	1:26.710	115	SVENSEN	43.203	21	137	McPHERSON	2:09.549	2:09.549	0.000
22	557	WILTON	1:26.788	137	McPHERSON	43.231	22	557	WILTON	2:10.225	2:10.262	0.037
23	889	STANCIU	1:26.820	557	WILTON	43.437	23	889	STANCIU	2:11.063	2:11.478	0.415
24	189	BARAN	1:28.076	189	BARAN	43.719	24	115	SVENSEN	2:11.304	2:11.331	0.027
25	115	SVENSEN	1:28.101	55	MANSON-CHUBB	43.737	25	189	BARAN	2:11.795	2:11.898	0.103
26	55	MANSON-CHUBB	1:28.248	293	SMITH	43.738	26	55	MANSON-CHUBB	2:11.985	2:11.985	0.000
27	75	MAY	1:28.563	75	MAY	43.835	27	293	SMITH	2:12.316	2:12.316	0.000
28	293	SMITH	1:28.578	889	STANCIU	44.243	28	75	MAY	2:12.398	2:12.472	0.074
29	89	SKINNS	1:29.315	127	CHAM	44.445	29	89	SKINNS	2:13.837	2:13.853	0.016
30	14	DAVIES	1:29.388	89	SKINNS	44.522	30	14	DAVIES	2:14.068	2:14.270	0.202
31	689	TREVEIL	1:29.560	175	SVENSEN	44.640	31	127	CHAM	2:14.196	2:14.353	0.157
32	127	CHAM	1:29.751	14	DAVIES	44.680	32	689	TREVEIL	2:14.591	2:14.712	0.121
33	40	WILKINSON	1:29.821	40	WILKINSON	44.932	33	40	WILKINSON	2:14.753	2:14.933	0.180
34	175	SVENSEN	1:30.233	689	TREVEIL	45.031	34	175	SVENSEN	2:14.873	2:15.103	0.230
35	172	ROBINSON	1:30.462	172	ROBINSON	45.259	35	172	ROBINSON	2:15.721	2:15.740	0.019
36	114	BATE	1:32.516	114	BATE	46.873	36	114	BATE	2:19.389	2:20.370	0.981

BMCRC - MRO Championships 2024 - Rnd 6 @ Snetterton 300

BMCRC Thunderbike Sport & BMCRC Supertwins

RACE 6 - STATISTICS

Competitors Started 36
Planned Start 2024-09-01 @ 11:25:00.000
Actual Start 2024-09-01 @ 11:34:54.305
Finish Time 2024-09-01 @ 11:49:07.531
Track Length 2.9689mi.
Total Laps 244
Total Distance Covered 724.4144mi.

Session Fastest Lap History

NO	CL	NAME	LAP TIME	TIME OF DAY	LAP	VEHICLE
1		Matt WETHERELL	2:00.122	11:38:59.781	2	Suzuki GSXR 600
1		Matt WETHERELL	1:59.677	11:43:00.402	4	Suzuki GSXR 600

Session Leader History

NO	CL	NAME	FROM LAP	LAPS LED	DISTANCE	VEHICLE
1		Matt WETHERELL	1	7	20.78 miles	Suzuki GSXR 600

Flag History

TYPE	TIME OF DAY
GREEN	11:34:54.305
FINISH	11:49:07.531

Flag Statistics

TYPE	COUNT	TOTAL LAPS	TOTAL TIME
Green	1	7	16:20.644
Red	0	0	0.000
Safety Car	0	0	0.000
FCY	0	0	0.000

BMCRC - MRO Championships 2024 - Rnd 6 @ Snetterton 300

BMCRC Thunderbike Sport & BMCRC Supertwins

RACE 6 - STATISTICS

CLASS :

15 Starters

Fastest Lap History

NO	NAME	LAP TIME	TIME OF DAY	LAP	VEHICLE
1	Matt WETHERELL	2:00.122	11:38:59.781	2	Suzuki GSXR 600
1	Matt WETHERELL	1:59.677	11:43:00.402	4	Suzuki GSXR 600

Leader History

NO	NAME	FROM LAP	LAPS LED	DISTANCE	VEHICLE
1	Matt WETHERELL	1	7	20.78 miles	Suzuki GSXR 600

BMCRC - MRO Championships 2024 - Rnd 6 @ Snetterton 300

BMCRC Thunderbike Sport & BMCRC Supertwins

RACE 6 - STATISTICS

CLASS : R

10 Starters

Fastest Lap History

NO	NAME	LAP TIME	TIME OF DAY	LAP	VEHICLE
23	Jonathan ISAACSON	2:07.560	11:39:16.788	2	Yamaha R6
23	Jonathan ISAACSON	2:07.454	11:41:24.242	3	Yamaha R6
7	Darren TAYLOR	2:06.218	11:41:28.332	3	Kawasaki ZX6R
7	Darren TAYLOR	2:05.470	11:47:47.583	6	Kawasaki ZX6R

Leader History

NO	NAME	FROM LAP	LAPS LED	DISTANCE	VEHICLE
7	Darren TAYLOR	1	1	2.96 miles	Kawasaki ZX6R
23	Jonathan ISAACSON	2	5	14.84 miles	Yamaha R6
7	Darren TAYLOR	7	1	2.96 miles	Kawasaki ZX6R

BMCRC - MRO Championships 2024 - Rnd 6 @ Snetterton 300

BMCRC Thunderbike Sport & BMCRC Supertwins

RACE 6 - STATISTICS

CLASS : SUP

11 Starters

Fastest Lap History

NO	NAME	LAP TIME	TIME OF DAY	LAP	VEHICLE
22	Darren DOWDS	2:03.744	11:39:07.155	2	Suzuki GSX8R
22	Darren DOWDS	2:03.408	11:41:10.562	3	Suzuki GSX8R
22	Darren DOWDS	2:03.043	11:43:13.606	4	Suzuki GSX8R

Leader History

NO	NAME	FROM LAP	LAPS LED	DISTANCE	VEHICLE
22	Darren DOWDS	1	7	20.78 miles	Suzuki GSX8R



BMCRC - MRO Championships 2024 - Rnd 6 @ Snetterton 300

BMCRC Thunderbike Sport & BMCRC Supertwins

RACE 14 - GRID (7 Laps)

ROW 13			38	402	Kaine FARR	37	143	Dale BREW					
ROW 12	36	2:20.370	114	Richard BATE	35	2:15.740	172	Andrew ROBINSON	34	2:15.103	175	Tom SVENSEN	
ROW 11			33	40	Simon WILKINSON	32	2:14.933	689	David TREVEIL	31	2:14.712	127	Matthew CHAM
ROW 10	30	2:14.270	14	George DAVIES	29	2:13.853	89	Daryl SKINNS	28	2:14.353	137	Colin McPHERSON	
ROW 9			27	75	Stewart MAY	26	2:12.472	293	Leigh SMITH	25	2:12.316	55	Magnus MANSON-CHUBB
ROW 8	24	2:11.898	189	Sebastian BARAN	23	2:11.478	889	Florentin Valentin STANCIU	22	2:11.331	115	James SVENSEN	
ROW 7			21	557	John WILTON	20	2:10.262	51	Paul BEESLEY	19	2:09.727	25	Vincent GEDGE
ROW 6	18	2:08.973	48	Shaun WALLIS	17	2:08.486	97	Alex MANN	16	2:08.421	81	Malvern MAY	
ROW 5			15	82	Matt HINNELLS	14	2:08.340	141	Jack ANDREWS	13	2:08.220	3	Oliver ARBON
ROW 4	12	2:07.169	100	Craig HOWTON	11	2:06.730	23	Jonathan ISAACSON	10	2:06.717	5	Logan STONE	
ROW 3			9	111	Freddie BATE	8	2:06.306	77	Joe WHITE	7	2:06.116	27	Ben BROWN
ROW 2	6	2:05.524	15	Daniel MERCER	5	2:05.470	7	Darren TAYLOR	4	2:03.298	69	Tony RUSSO	
ROW 1			3	22	Darren DOWDS	2	2:03.043	11	Josh HARVEY	1	2:01.225	1	Matt WETHERELL
													Pole

These results are provisional until the conclusion of any judicial and technical matters.

Snetterton 300: 2.9689 miles

Clerk Of Course:	Stewards:	Timekeeper:	<i>Craig Smith</i>	
------------------	-----------	-------------	--------------------	--

Results can be found at www.tsl-timing.com

Printed - 12:15 Sunday, 01 September 2024





BMCRC - MRO Championships 2024 - Rnd 6 @ Snetterton 300

BMCRC Thunderbike Sport & BMCRC Supertwins

RACE 14 - CLASSIFICATION

Race Distance: 7 Laps / 20.78 miles

POS	NO	CL	PIC	NAME	ENTRY	LAPS	TIME	GAP	DIFF	MPH	BEST	ON	GRD	↑↓
1	11		1	Josh HARVEY	Yamaha R6 - NR Racing	7	14:12.023			87.81	2:00.394	4	2	1
2	69		2	Tony RUSSO	Yamaha R6 - Wymark Lubricants	7	14:37.202	25.179	25.179	85.28	2:03.922	2	4	2
3	22	SUP	1	Darren DOWDS	Suzuki GSX8R - sublime dsg Ltd	7	14:44.402	32.379	7.200	84.59	2:03.076	6	3	0
4	15		3	Daniel MERCER	Yamaha R6 - Merc&Co Racing, Apex2Apex promotions, Elec	7	14:45.573	33.550	1.171	84.48	2:03.514	7	6	2
5	111		4	Freddie BATE	Yamaha R6 - hartjay	7	14:46.129	34.106	0.556	84.43	2:04.441	7	9	4
6	7	R	1	Darren TAYLOR	Kawasaki ZX6R - Watton Auto Centre	7	14:48.560	36.537	2.431	84.19	2:04.279	6	5	-1
7	77		5	Joe WHITE	Suzuki GSXR 600 MAIN - The Race Shack /Just In Graphics	7	14:56.094	44.071	7.534	83.49	2:06.248	5	8	1
8	23	R	2	Jonathan ISAACSON	Yamaha R6 - None	7	14:58.908	46.885	2.814	83.23	2:05.675	6	11	3
9	5	R	3	Logan STONE	Yamaha R6 -	7	15:00.504	48.481	1.596	83.08	2:06.229	7	10	1
10	27	SUP	2	Ben BROWN	Yamaha R7 - Hunts Motorcycles	7	15:01.133	49.110	0.629	83.02	2:06.709	6	7	-3
11	48		6	Shaun WALLIS	Yamaha R6 (W) - MBC Despatch Racing	7	15:01.852	49.829	0.719	82.95	2:06.346	7	18	7
12	3	SUP	3	Oliver ARBON	Suzuki SV650 - TT Plumbing & Heating	7	15:02.230	50.207	0.378	82.92	2:06.826	6	13	1
13	100	SUP	4	Craig HOWTON	Kawasaki ER6N - ME	7	15:11.348	59.325	9.118	82.09	2:08.546	2	12	-1
14	141	SUP	5	Jack ANDREWS	Yamaha R7 - B1 Barbers and power tool hub	7	15:23.695	1:11.672	12.347	80.99	2:09.666	5	14	0
15	81	SUP	6	Malvern MAY	Aprilia RS660 - IMP racing	7	15:23.777	1:11.754	0.082	80.98	2:09.654	2	16	1
16	557	R	4	John WILTON	Yamaha R6 - Repetition Roasters	7	15:24.026	1:12.003	0.249	80.96	2:10.624	4	21	5
17	189	SUP	7	Sebastian BARAN	Suzuki SV650 -	7	15:24.793	1:12.770	0.767	80.90	2:09.990	5	24	7
18	25		7	Vincent GEDGE	Honda CBR 600 -	7	15:24.921	1:12.898	0.128	80.88	2:08.793	6	19	1
19	115	SUP	8	James SVENSEN	Suzuki SV650S -	7	15:27.702	1:15.679	2.781	80.64	2:10.649	5	22	3
20	51		8	Paul BEESLEY	Yamaha R6 -	7	15:28.550	1:16.527	0.848	80.57	2:10.410	7	20	0
21	55	R	5	Magnus MANSON-CHUBB	Yamaha R6 -	7	15:44.138	1:32.115	15.588	79.24	2:12.182	2	25	4
22	137		9	Colin McPHERSON	Yamaha R6 -	7	15:45.283	1:33.260	1.145	79.14	2:11.634	5	28	6
23	14	R	6	George DAVIES	Suzuki SV650 - little T's Childcare , Alfie Weeks	7	15:48.880	1:36.857	3.597	78.84	2:13.141	3	30	7
24	293		10	Leigh SMITH	Suzuki SV650 - Smiths Mechanical Support Ltd, Lamonde Au	7	15:50.619	1:38.596	1.739	78.70	2:12.503	2	26	2
25	127	SUP	9	Matthew CHAM	Ducati MONSTER 796 -	7	15:51.186	1:39.163	0.567	78.65	2:13.924	5	31	6
26	89	R	7	Daryl SKINNS	Suzuki GSXR 750 - Indoor Climate Systems UK LTD	7	15:51.834	1:39.811	0.648	78.60	2:13.198	4	29	3
27	40	SUP	10	Simon WILKINSON	Suzuki SV650 -	7	16:02.822	1:50.799	10.988	77.70	2:14.890	4	33	6
28	689		11	David TREVEIL	Yamaha YZF-R6 -	7	16:05.365	1:53.342	2.543	77.50	2:15.499	5	32	4
29	175	R	8	Tom SVENSEN	Suzuki SV650 - Team TSR - HCL Car sales	7	16:07.437	1:55.414	2.072	77.33	2:15.755	2	34	5
30	172	R	9	Andrew ROBINSON	Yamaha YZF R6 -	7	16:08.909	1:56.886	1.472	77.21	2:15.395	6	35	5

NOT CLASSIFIED

DNF	1			Matt WETHERELL	Suzuki GSXR 600 - Lamonde Racing	6	12:09.848	1 Lap	1 Lap	87.86	2:00.087	4	1	
DNF	75			Stewart MAY	Kawasaki ZX6R - Mucking fagic	0								27

FASTEST LAP

	1			Matt WETHERELL	Suzuki GSXR 600 - Lamonde Racing	4	2:00.087			89.00 mph	143.23 kph			
	22	SUP		Darren DOWDS	Suzuki GSX8R - sublime dsg Ltd	6	2:03.076			86.84 mph	139.75 kph			
	7	R		Darren TAYLOR	Kawasaki ZX6R - Watton Auto Centre	6	2:04.279			86.00 mph	138.40 kph			

Comments:

Class - 92.5% of Race Speed = 81.22 mph
 Class SUP - 92.5% of Race Speed = 78.24 mph
 Class R - 92.5% of Race Speed = 77.87 mph

Weather / Track : Cloudy / Dry

These results are provisional until the conclusion of any judicial and technical matters.

Date: 01/09/2024 Start: 15:35 Finish: 15:50
Snetterton 300: 2.9689 miles

Clerk Of Course:	Stewards:	Timekeeper:	<i>Craig Smith</i>	
------------------	-----------	-------------	--------------------	--

Results can be found at www.tsl-timing.com

Printed - 15:54 Sunday, 01 September 2024



BMCRC - MRO Championships 2024 - Rnd 6 @ Snetterton 300

BMCRC Thunderbike Sport & BMCRC Supertwins

RACE 14 - LAP CHART

LAP 1 @ 15:37:58.002

NO	BEHIND	LAP TIME
1		2:05.957
11	0.551	2:06.508
69	3.473	2:09.430
7	5.429	2:11.386
77	5.775	2:11.732
111	6.533	2:12.490
15	6.801	2:12.758
5	8.417	2:14.374
27	9.171	2:15.128
100	9.948	2:15.905
3	10.128	2:16.085
23	10.368	2:16.325
141	11.213	2:17.170
48	11.316	2:17.273
22	12.212	2:18.169
81	12.226	2:18.183
557	12.792	2:18.749
189	13.635	2:19.592
115	14.112	2:20.069
51	14.734	2:20.691
55	15.153	2:21.110
25	16.528	2:22.485
293	17.517	2:23.474
137	18.092	2:24.049
127	18.904	2:24.861
14	19.690	2:25.647
89	20.014	2:25.971
175	21.571	2:27.528
40	22.159	2:28.116
689	22.610	2:28.567
172	23.635	2:29.592

LAP 2 @ 15:39:59.052

NO	BEHIND	LAP TIME
11		2:00.499
1	0.373	2:01.423
69	6.345	2:03.922
7	11.207	2:06.828
77	11.277	2:06.552
15	12.048	2:06.297
111	12.202	2:06.719
5	16.465	2:09.098
27	16.898	2:08.777
100	17.444	2:08.546
22	17.820	2:06.658
23	17.976	2:08.658
3	18.201	2:09.123
48	19.260	2:08.994
141	20.141	2:09.978
81	20.830	2:09.654
557	22.943	2:11.201
189	23.899	2:11.314
115	23.959	2:10.897
51	26.036	2:12.352
55	26.285	2:12.182
25	27.474	2:11.996
293	28.970	2:12.503
137	30.849	2:13.807
127	32.796	2:14.942
14	33.285	2:14.645
89	33.360	2:14.396
175	36.276	2:15.755
40	36.893	2:15.784

689	38.212	2:16.652
172	39.304	2:16.719

LAP 3 @ 15:42:00.045

NO	BEHIND	LAP TIME
11		2:00.993
1	0.751	2:01.371
69	9.618	2:04.266
77	16.694	2:06.410
111	16.851	2:05.642
7	17.299	2:07.085
15	17.635	2:06.580
22	20.917	2:04.090
5	23.471	2:07.999
27	23.705	2:07.800
3	24.036	2:06.828
23	25.204	2:08.221
48	25.931	2:07.664
100	26.415	2:09.964
81	30.646	2:10.809
557	33.091	2:11.141
189	34.738	2:11.832
141	34.823	2:15.675
115	35.424	2:12.458
51	36.702	2:11.659
25	38.182	2:11.701
55	38.699	2:13.407
137	44.369	2:14.513
14	45.433	2:13.141
127	46.026	2:14.223
89	47.042	2:14.675
293	49.918	2:21.941
175	52.609	2:17.326
40	52.647	2:16.747
689	53.721	2:16.502
172	54.600	2:16.289

LAP 4 @ 15:44:00.439

NO	BEHIND	LAP TIME
11		2:00.394
1	0.444	2:00.087
69	13.158	2:03.934
111	23.002	2:06.545
77	23.745	2:07.445
15	23.999	2:06.758
7	24.090	2:07.185
22	24.634	2:04.111
5	31.185	2:08.108
27	31.506	2:08.195
3	31.541	2:07.899
23	31.752	2:06.942
48	33.133	2:07.596
100	34.828	2:08.807
81	40.929	2:10.677
557	43.321	2:10.624
141	45.121	2:10.692
189	45.352	2:11.008
115	45.970	2:10.940
51	47.616	2:11.308
25	48.392	2:10.604
55	53.837	2:15.532
14	58.821	2:13.782
127	59.603	2:13.971
89	59.846	2:13.198
137	1:00.774	2:16.799

293	1:02.655	2:13.131
40	1:07.143	2:14.890
175	1:08.960	2:16.745
689	1:09.726	2:16.399
172	1:10.193	2:15.987

LAP 5 @ 15:46:00.850

NO	BEHIND	LAP TIME
11		2:00.411
1	0.371	2:00.338
69	16.784	2:04.037
111	27.563	2:04.972
22	27.862	2:03.639
77	29.582	2:06.248
15	29.606	2:06.018
7	29.948	2:06.269
23	37.919	2:06.578
27	38.751	2:07.656
5	38.873	2:08.099
3	39.277	2:08.147
48	40.209	2:07.487
100	42.994	2:08.577
81	50.795	2:10.277
557	53.710	2:10.800
141	54.376	2:09.666
189	54.931	2:09.990
115	56.208	2:10.649
51	57.737	2:10.532
25	58.382	2:10.401
55	1:08.158	2:14.732
14	1:11.850	2:13.440
137	1:11.997	2:11.634
127	1:13.116	2:13.924
89	1:13.660	2:14.225
293	1:15.419	2:13.175
40	1:21.935	2:15.203
689	1:24.814	2:15.499
175	1:25.731	2:17.182
172	1:26.978	2:17.196

LAP 6 @ 15:48:01.453

NO	BEHIND	LAP TIME
11		2:00.603
1	0.440	2:00.672
69	21.064	2:04.883
22	30.335	2:03.076
111	32.280	2:05.320
15	32.651	2:03.648
7	33.624	2:04.279
77	37.518	2:08.539
23	42.991	2:05.675
27	44.857	2:06.709
5	44.867	2:06.597
3	45.500	2:06.826
48	46.098	2:06.492
100	51.456	2:09.065
81	1:01.188	2:10.996
557	1:03.824	2:10.717
141	1:04.144	2:10.371
189	1:04.764	2:10.436
115	1:06.356	2:10.751
25	1:06.572	2:08.793
51	1:08.732	2:11.598
55	1:20.683	2:13.128
137	1:24.005	2:12.611

14	1:25.418	2:14.171
127	1:26.452	2:13.939
89	1:27.018	2:13.961
293	1:27.698	2:12.882
40	1:36.479	2:15.147
689	1:39.782	2:15.571
175	1:40.964	2:15.836
172	1:41.770	2:15.395

LAP 7 @ 15:50:04.068

NO	BEHIND	LAP TIME
11		2:02.615
69	25.179	2:06.730
22	32.379	2:04.659
15	33.550	2:03.514
111	34.106	2:04.441
7	36.537	2:05.528
77	44.071	2:09.168
23	46.885	2:06.509
5	48.481	2:06.229
27	49.110	2:06.868
48	49.829	2:06.346
3	50.207	2:07.322
100	59.325	2:10.484
141	1:11.672	2:10.143
81	1:11.754	2:13.181
557	1:12.003	2:10.794
189	1:12.770	2:10.621
25	1:12.898	2:08.941
115	1:15.679	2:11.938
51	1:16.527	2:10.410
55	1:32.115	2:14.047
137	1:33.260	2:11.870
14	1:36.857	2:14.054
293	1:38.596	2:13.513
127	1:39.163	2:15.326
89	1:39.811	2:15.408
40	1:50.799	2:16.935
689	1:53.342	2:16.175
175	1:55.414	2:17.065
172	1:56.886	2:17.731

BMCRC - MRO Championships 2024 - Rnd 6 @ Snetterton 300

BMCRC Thunderbike Sport & BMCRC Supertwins

RACE 14 - POSITION CHART

No	Name	Lap Pos	Lap							
			1	2	3	4	5	6	7	
1	WETHERELL	1	1	11	11	11	11	11	11	11
11	HARVEY	2	11	1	1	1	1	1	1	69
22	DOWDS	3	69	69	69	69	69	69	69	22
69	RUSSO	4	7	7	77	111	111	22	15	
7	TAYLOR	5	77	77	111	77	22	111	111	
15	MERCER	6	111	15	7	15	77	15	7	
27	BROWN	7	15	111	15	7	15	7	77	
77	WHITE	8	5	5	22	22	7	77	23	
111	BATE	9	27	27	5	5	23	23	5	
5	STONE	10	100	100	27	27	27	27	27	
23	ISAACSON	11	3	22	3	3	5	5	48	
100	HOWTON	12	23	23	23	23	3	3	3	
3	ARBON	13	141	3	48	48	48	48	100	
141	ANDREWS	14	48	48	100	100	100	100	141	
81	MAY	15	22	141	81	81	81	81	81	
48	WALLIS	16	81	81	557	557	557	557	557	
25	GEDGE	17	557	557	189	141	141	141	189	
51	BEESELEY	18	189	189	141	189	189	189	25	
557	WILTON	19	115	115	115	115	115	115	115	
115	SVENSEN	20	51	51	51	51	51	25	51	
189	BARAN	21	55	55	25	25	25	51	55	
55	MANSON-CHUBB	22	25	25	55	55	55	55	137	
293	SMITH	23	293	293	137	14	14	137	14	
75	MAY	24	137	137	14	127	137	14	293	
137	McPHERSON	25	127	127	127	89	127	127	127	
89	SKINNS	26	14	14	89	137	89	89	89	
14	DAVIES	27	89	89	293	293	293	293	40	
127	CHAM	28	175	175	175	40	40	40	689	
689	TREVEIL	29	40	40	40	175	689	689	175	
40	WILKINSON	30	689	689	689	689	175	175	172	
175	SVENSEN	31	172	172	172	172	172	172		
172	ROBINSON	32								

BMCRC - MRO Championships 2024 - Rnd 6 @ Snetterton 300

BMCRC Thunderbike Sport & BMCRC Supertwins

RACE 14 - SECTOR ANALYSIS



SECTOR 1 = FL to I1, SECTOR 2 = I1 to FL, DIFF = Difference To Personal Best Lap, P = Crossed Finish Line in Pit Lane, D = Time Disallowed

P1 11		Josh HARVEY		Yamaha R6 - NR Racing			
IDEAL LAP TIME : 2:00.240		BEST LAP TIME : 2:00.394		DIFFERENCE : 0.154			
LAP	SECTOR 1	SECTOR 2	LAP TIME	MPH	DIFF	TIME OF DAY	
1 -		40.069	2:06.508	84.48	6.114	15:37:58.553	
2 -	1:20.500	39.999	2:00.499 (3)	88.69	0.105	15:39:59.052	
3 -	1:20.625	40.368	2:00.993	88.33	0.599	15:42:00.045	
4 -	1:20.257	40.137	2:00.394 (1)	88.77		15:44:00.439	
5 -	1:20.241	40.170	2:00.411 (2)	88.76	0.017	15:46:00.850	
6 -	1:20.459	40.144	2:00.603	88.62	0.209	15:48:01.453	
7 -	1:20.543	42.072	2:02.615	87.16	2.221	15:50:04.068	

P2 69		Tony RUSSO		Yamaha R6 - Wymark Lubricants			
IDEAL LAP TIME : 2:03.799		BEST LAP TIME : 2:03.922		DIFFERENCE : 0.123			
LAP	SECTOR 1	SECTOR 2	LAP TIME	MPH	DIFF	TIME OF DAY	
1 -		41.034	2:09.430	82.57	5.508	15:38:01.475	
2 -	1:22.938	40.984	2:03.922 (1)	86.24		15:40:05.397	
3 -	1:23.224	41.042	2:04.266	86.00	0.344	15:42:09.663	
4 -	1:23.031	40.903	2:03.934 (2)	86.24	0.012	15:44:13.597	
5 -	1:22.896	41.141	2:04.037 (3)	86.16	0.115	15:46:17.634	
6 -	1:23.498	41.385	2:04.883	85.58	0.961	15:48:22.517	
7 -	1:24.155	42.575	2:06.730	84.33	2.808	15:50:29.247	

P3 22 SUP		Darren DOWDS		Suzuki GSX8R - sublime dsg Ltd			
IDEAL LAP TIME : 2:02.656		BEST LAP TIME : 2:03.076		DIFFERENCE : 0.420			
LAP	SECTOR 1	SECTOR 2	LAP TIME	MPH	DIFF	TIME OF DAY	
1 -		42.266	2:18.169	77.35	15.093	15:38:10.214	
2 -	1:24.309	42.349	2:06.658	84.38	3.582	15:40:16.872	
3 -	1:23.502	40.588	2:04.090 (3)	86.13	1.014	15:42:20.962	
4 -	1:22.366	41.745	2:04.111	86.11	1.035	15:44:25.073	
5 -	1:22.193	41.446	2:03.639 (2)	86.44	0.563	15:46:28.712	
6 -	1:22.068	41.008	2:03.076 (1)	86.84		15:48:31.788	
7 -	1:23.039	41.620	2:04.659	85.73	1.583	15:50:36.447	

P4 15		Daniel MERCER		Yamaha R6 - Merc&Co Racing, Apex2Apex promotions, Electric			
IDEAL LAP TIME : 2:03.416		BEST LAP TIME : 2:03.514		DIFFERENCE : 0.098			
LAP	SECTOR 1	SECTOR 2	LAP TIME	MPH	DIFF	TIME OF DAY	
1 -		41.701	2:12.758	80.50	9.244	15:38:04.803	
2 -	1:23.858	42.439	2:06.297	84.62	2.783	15:40:11.100	
3 -	1:24.358	42.222	2:06.580	84.43	3.066	15:42:17.680	
4 -	1:24.814	41.944	2:06.758	84.31	3.244	15:44:24.438	
5 -	1:24.206	41.812	2:06.018 (3)	84.81	2.504	15:46:30.456	
6 -	1:22.687	40.961	2:03.648 (2)	86.43	0.134	15:48:34.104	
7 -	1:22.455	41.059	2:03.514 (1)	86.53		15:50:37.618	

P5 111		Freddie BATE		Yamaha R6 - hartjay			
IDEAL LAP TIME : 2:04.441		BEST LAP TIME : 2:04.441		DIFFERENCE : 0.000			
LAP	SECTOR 1	SECTOR 2	LAP TIME	MPH	DIFF	TIME OF DAY	
1 -		41.798	2:12.490	80.67	8.049	15:38:04.535	
2 -	1:23.331	43.388	2:06.719	84.34	2.278	15:40:11.254	
3 -	1:23.774	41.868	2:05.642	85.06	1.201	15:42:16.896	
4 -	1:23.636	42.909	2:06.545	84.46	2.104	15:44:23.441	
5 -	1:23.280	41.692	2:04.972 (2)	85.52	0.531	15:46:28.413	
6 -	1:23.516	41.804	2:05.320 (3)	85.28	0.879	15:48:33.733	
7 -	1:22.887	41.554	2:04.441 (1)	85.88		15:50:38.174	

BMCRC - MRO Championships 2024 - Rnd 6 @ Snetterton 300

BMCRC Thunderbike Sport & BMCRC Supertwins

RACE 14 - SECTOR ANALYSIS



SECTOR 1 = FL to I1, SECTOR 2 = I1 to FL, DIFF = Difference To Personal Best Lap, P = Crossed Finish Line in Pit Lane, D = Time Disallowed

P6		7 R		Darren TAYLOR		Kawasaki ZX6R - Watton Auto Centre	
IDEAL LAP TIME : 2:04.279		BEST LAP TIME : 2:04.279		DIFFERENCE : 0.000			
LAP	SECTOR 1	SECTOR 2	LAP TIME	MPH	DIFF	TIME OF DAY	
1 -		41.660	2:11.386	81.34	7.107	15:38:03.431	
2 -	1:24.589	42.239	2:06.828	84.27	2.549	15:40:10.259	
3 -	1:25.015	42.070	2:07.085	84.10	2.806	15:42:17.344	
4 -	1:25.378	41.807	2:07.185	84.03	2.906	15:44:24.529	
5 -	1:24.583	41.686	2:06.269 (3)	84.64	1.990	15:46:30.798	
6 -	1:23.343	40.936	2:04.279 (1)	86.00		15:48:35.077	
7 -	1:23.668	41.860	2:05.528 (2)	85.14	1.249	15:50:40.605	

P7		77		Joe WHITE		Suzuki GSXR 600 MAIN - The Race Shack /Just In Graphics	
IDEAL LAP TIME : 2:05.692		BEST LAP TIME : 2:06.248		DIFFERENCE : 0.556			
LAP	SECTOR 1	SECTOR 2	LAP TIME	MPH	DIFF	TIME OF DAY	
1 -		41.468	2:11.732	81.13	5.484	15:38:03.777	
2 -	1:24.412	42.140	2:06.552 (3)	84.45	0.304	15:40:10.329	
3 -	1:24.469	41.941	2:06.410 (2)	84.55	0.162	15:42:16.739	
4 -	1:25.303	42.142	2:07.445	83.86	1.197	15:44:24.184	
5 -	1:24.224	42.024	2:06.248 (1)	84.65		15:46:30.432	
6 -	1:25.670	42.869	2:08.539	83.15	2.291	15:48:38.971	
7 -	1:26.358	42.810	2:09.168	82.74	2.920	15:50:48.139	

P8		23 R		Jonathan ISAACSON		Yamaha R6 - None	
IDEAL LAP TIME : 2:05.675		BEST LAP TIME : 2:05.675		DIFFERENCE : 0.000			
LAP	SECTOR 1	SECTOR 2	LAP TIME	MPH	DIFF	TIME OF DAY	
1 -		42.704	2:16.325	78.40	10.650	15:38:08.370	
2 -	1:26.004	42.654	2:08.658	83.07	2.983	15:40:17.028	
3 -	1:26.093	42.128	2:08.221	83.35	2.546	15:42:25.249	
4 -	1:24.983	41.959	2:06.942	84.19	1.267	15:44:32.191	
5 -	1:24.856	41.722	2:06.578 (3)	84.43	0.903	15:46:38.769	
6 -	1:24.181	41.494	2:05.675 (1)	85.04		15:48:44.444	
7 -	1:24.346	42.163	2:06.509 (2)	84.48	0.834	15:50:50.953	

P9		5 R		Logan STONE		Yamaha R6 -	
IDEAL LAP TIME : 2:05.929		BEST LAP TIME : 2:06.229		DIFFERENCE : 0.300			
LAP	SECTOR 1	SECTOR 2	LAP TIME	MPH	DIFF	TIME OF DAY	
1 -		42.029	2:14.374	79.53	8.145	15:38:06.419	
2 -	1:26.498	42.600	2:09.098	82.79	2.869	15:40:15.517	
3 -	1:25.860	42.139	2:07.999 (3)	83.50	1.770	15:42:23.516	
4 -	1:25.889	42.219	2:08.108	83.43	1.879	15:44:31.624	
5 -	1:25.757	42.342	2:08.099	83.43	1.870	15:46:39.723	
6 -	1:24.490	42.107	2:06.597 (2)	84.42	0.368	15:48:46.320	
7 -	1:23.900	42.329	2:06.229 (1)	84.67		15:50:52.549	

P10		27 SUP		Ben BROWN		Yamaha R7 - Hunts Motorcycles	
IDEAL LAP TIME : 2:06.709		BEST LAP TIME : 2:06.709		DIFFERENCE : 0.000			
LAP	SECTOR 1	SECTOR 2	LAP TIME	MPH	DIFF	TIME OF DAY	
1 -		42.326	2:15.128	79.09	8.419	15:38:07.173	
2 -	1:26.943	41.834	2:08.777	82.99	2.068	15:40:15.950	
3 -	1:25.771	42.029	2:07.800	83.63	1.091	15:42:23.750	
4 -	1:25.925	42.270	2:08.195	83.37	1.486	15:44:31.945	
5 -	1:25.709	41.947	2:07.656 (3)	83.72	0.947	15:46:39.601	
6 -	1:24.921	41.788	2:06.709 (1)	84.35		15:48:46.310	
7 -	1:24.971	41.897	2:06.868 (2)	84.24	0.159	15:50:53.178	

BMCRC - MRO Championships 2024 - Rnd 6 @ Snetterton 300

BMCRC Thunderbike Sport & BMCRC Supertwins

RACE 14 - SECTOR ANALYSIS



SECTOR 1 = FL to I1, SECTOR 2 = I1 to FL, DIFF = Difference To Personal Best Lap, P = Crossed Finish Line in Pit Lane, D = Time Disallowed

P11 48		Shaun WALLIS		Yamaha R6 (W) - MBC Despatch Racing		
IDEAL LAP TIME : 2:06.297		BEST LAP TIME : 2:06.346		DIFFERENCE : 0.049		
LAP	SECTOR 1	SECTOR 2	LAP TIME	MPH	DIFF	TIME OF DAY
1 -		42.740	2:17.273	77.85	10.927	15:38:09.318
2 -	1:26.035	42.959	2:08.994	82.85	2.648	15:40:18.312
3 -	1:24.807	42.857	2:07.664	83.72	1.318	15:42:25.976
4 -	1:24.969	42.627	2:07.596	83.76	1.250	15:44:33.572
5 -	1:24.595	42.892	2:07.487 (3)	83.83	1.141	15:46:41.059
6 -	1:24.098	42.394	2:06.492 (2)	84.49	0.146	15:48:47.551
7 -	1:23.903	42.443	2:06.346 (1)	84.59		15:50:53.897

P12 3 SUP		Oliver ARBON		Suzuki SV650 - TT Plumbing & Heating		
IDEAL LAP TIME : 2:06.503		BEST LAP TIME : 2:06.826		DIFFERENCE : 0.323		
LAP	SECTOR 1	SECTOR 2	LAP TIME	MPH	DIFF	TIME OF DAY
1 -		42.623	2:16.085	78.53	9.259	15:38:08.130
2 -	1:26.270	42.853	2:09.123	82.77	2.297	15:40:17.253
3 -	1:24.624	42.204	2:06.828 (2)	84.27	0.002	15:42:24.081
4 -	1:25.642	42.257	2:07.899	83.56	1.073	15:44:31.980
5 -	1:25.979	42.168	2:08.147	83.40	1.321	15:46:40.127
6 -	1:24.805	42.021	2:06.826 (1)	84.27		15:48:46.953
7 -	1:24.482	42.840	2:07.322 (3)	83.94	0.496	15:50:54.275

P13 100 SUP		Craig HOWTON		Kawasaki ER6N - ME		
IDEAL LAP TIME : 2:08.270		BEST LAP TIME : 2:08.546		DIFFERENCE : 0.276		
LAP	SECTOR 1	SECTOR 2	LAP TIME	MPH	DIFF	TIME OF DAY
1 -		42.499	2:15.905	78.64	7.359	15:38:07.950
2 -	1:26.299	42.247	2:08.546 (1)	83.14		15:40:16.496
3 -	1:26.733	43.231	2:09.964	82.23	1.418	15:42:26.460
4 -	1:26.239	42.568	2:08.807 (3)	82.97	0.261	15:44:35.267
5 -	1:26.023	42.554	2:08.577 (2)	83.12	0.031	15:46:43.844
6 -	1:26.399	42.666	2:09.065	82.81	0.519	15:48:52.909
7 -	1:27.049	43.435	2:10.484	81.91	1.938	15:51:03.393

P14 141 SUP		Jack ANDREWS		Yamaha R7 - B1 Barbers and power tool hub		
IDEAL LAP TIME : 2:09.381		BEST LAP TIME : 2:09.666		DIFFERENCE : 0.285		
LAP	SECTOR 1	SECTOR 2	LAP TIME	MPH	DIFF	TIME OF DAY
1 -		43.111	2:17.170	77.91	7.504	15:38:09.215
2 -	1:26.599	43.379	2:09.978 (2)	82.22	0.312	15:40:19.193
3 -	1:32.526	43.149	2:15.675	78.77	6.009	15:42:34.868
4 -	1:27.205	43.487	2:10.692	81.78	1.026	15:44:45.560
5 -	1:26.884	42.782	2:09.666 (1)	82.42		15:46:55.226
6 -	1:27.142	43.229	2:10.371	81.98	0.705	15:49:05.597
7 -	1:27.096	43.047	2:10.143 (3)	82.12	0.477	15:51:15.740

P15 81 SUP		Malvern MAY		Aprilia RS660 - IMP racing		
IDEAL LAP TIME : 2:09.521		BEST LAP TIME : 2:09.654		DIFFERENCE : 0.133		
LAP	SECTOR 1	SECTOR 2	LAP TIME	MPH	DIFF	TIME OF DAY
1 -		43.385	2:18.183	77.34	8.529	15:38:10.228
2 -	1:26.694	42.960	2:09.654 (1)	82.43		15:40:19.882
3 -	1:26.561	44.248	2:10.809	81.70	1.155	15:42:30.691
4 -	1:27.198	43.479	2:10.677 (3)	81.79	1.023	15:44:41.368
5 -	1:27.200	43.077	2:10.277 (2)	82.04	0.623	15:46:51.645
6 -	1:27.566	43.430	2:10.996	81.59	1.342	15:49:02.641
7 -	1:28.356	44.825	2:13.181	80.25	3.527	15:51:15.822

BMCRC - MRO Championships 2024 - Rnd 6 @ Snetterton 300

BMCRC Thunderbike Sport & BMCRC Supertwins

RACE 14 - SECTOR ANALYSIS



SECTOR 1 = FL to I1, SECTOR 2 = I1 to FL, DIFF = Difference To Personal Best Lap, P = Crossed Finish Line in Pit Lane, D = Time Disallowed

P16 557 R		John WILTON		Yamaha R6 - Repetition Roasters		
IDEAL LAP TIME : 2:10.110		BEST LAP TIME : 2:10.624		DIFFERENCE : 0.514		
LAP	SECTOR 1	SECTOR 2	LAP TIME	MPH	DIFF	TIME OF DAY
1 -		43.442	2:18.749	77.03	8.125	15:38:10.794
2 -	1:27.790	43.411	2:11.201	81.46	0.577	15:40:21.995
3 -	1:28.102	43.039	2:11.141	81.50	0.517	15:42:33.136
4 -	1:27.247	43.377	2:10.624 (1)	81.82		15:44:43.760
5 -	1:27.134	43.666	2:10.800	81.71	0.176	15:46:54.560
6 -	1:27.326	43.391	2:10.717 (2)	81.76	0.093	15:49:05.277
7 -	1:27.818	42.976	2:10.794 (3)	81.71	0.170	15:51:16.071

P17 189 SUP		Sebastian BARAN		Suzuki SV650 -		
IDEAL LAP TIME : 2:09.664		BEST LAP TIME : 2:09.990		DIFFERENCE : 0.326		
LAP	SECTOR 1	SECTOR 2	LAP TIME	MPH	DIFF	TIME OF DAY
1 -		43.766	2:19.592	76.56	9.602	15:38:11.637
2 -	1:27.707	43.607	2:11.314	81.39	1.324	15:40:22.951
3 -	1:28.635	43.197	2:11.832	81.07	1.842	15:42:34.783
4 -	1:27.678	43.330	2:11.008	81.58	1.018	15:44:45.791
5 -	1:26.691	43.299	2:09.990 (1)	82.22		15:46:55.781
6 -	1:27.179	43.257	2:10.436 (2)	81.94	0.446	15:49:06.217
7 -	1:27.648	42.973	2:10.621 (3)	81.82	0.631	15:51:16.838

P18 25		Vincent GEDGE		Honda CBR 600 -		
IDEAL LAP TIME : 2:08.722		BEST LAP TIME : 2:08.793		DIFFERENCE : 0.071		
LAP	SECTOR 1	SECTOR 2	LAP TIME	MPH	DIFF	TIME OF DAY
1 -		43.516	2:22.485	75.01	13.692	15:38:14.530
2 -	1:28.737	43.259	2:11.996	80.97	3.203	15:40:26.526
3 -	1:28.083	43.618	2:11.701	81.15	2.908	15:42:38.227
4 -	1:27.709	42.895	2:10.604	81.83	1.811	15:44:48.831
5 -	1:27.816	42.585	2:10.401 (3)	81.96	1.608	15:46:59.232
6 -	1:26.420	42.373	2:08.793 (1)	82.98		15:49:08.025
7 -	1:26.349	42.592	2:08.941 (2)	82.89	0.148	15:51:16.966

P19 115 SUP		James SVENSEN		Suzuki SV650S -		
IDEAL LAP TIME : 2:10.632		BEST LAP TIME : 2:10.649		DIFFERENCE : 0.017		
LAP	SECTOR 1	SECTOR 2	LAP TIME	MPH	DIFF	TIME OF DAY
1 -		43.796	2:20.069	76.30	9.420	15:38:12.114
2 -	1:27.841	43.056	2:10.897 (3)	81.65	0.248	15:40:23.011
3 -	1:29.023	43.435	2:12.458	80.69	1.809	15:42:35.469
4 -	1:27.947	42.993	2:10.940	81.62	0.291	15:44:46.409
5 -	1:27.660	42.989	2:10.649 (1)	81.80		15:46:57.058
6 -	1:27.643	43.108	2:10.751 (2)	81.74	0.102	15:49:07.809
7 -	1:28.606	43.332	2:11.938	81.00	1.289	15:51:19.747

P20 51		Paul BEESLEY		Yamaha R6 -		
IDEAL LAP TIME : 2:10.261		BEST LAP TIME : 2:10.410		DIFFERENCE : 0.149		
LAP	SECTOR 1	SECTOR 2	LAP TIME	MPH	DIFF	TIME OF DAY
1 -		43.758	2:20.691	75.96	10.281	15:38:12.736
2 -	1:28.269	44.083	2:12.352	80.75	1.942	15:40:25.088
3 -	1:27.516	44.143	2:11.659	81.18	1.249	15:42:36.747
4 -	1:27.361	43.947	2:11.308 (3)	81.39	0.898	15:44:48.055
5 -	1:26.866	43.666	2:10.532 (2)	81.88	0.122	15:46:58.587
6 -	1:27.793	43.805	2:11.598	81.21	1.188	15:49:10.185
7 -	1:26.595	43.815	2:10.410 (1)	81.95		15:51:20.595

BMCRC - MRO Championships 2024 - Rnd 6 @ Snetterton 300

BMCRC Thunderbike Sport & BMCRC Supertwins

RACE 14 - SECTOR ANALYSIS



SECTOR 1 = FL to I1, SECTOR 2 = I1 to FL, DIFF = Difference To Personal Best Lap, P = Crossed Finish Line in Pit Lane, D = Time Disallowed

P21	55 R	Magnus MANSON-CHUBB	Yamaha R6 -			
IDEAL LAP TIME : 2:11.973		BEST LAP TIME : 2:12.182	DIFFERENCE : 0.209			

LAP	SECTOR 1	SECTOR 2	LAP TIME	MPH	DIFF	TIME OF DAY
1 -		43.521	2:21.110	75.74	8.928	15:38:13.155
2 -	1:28.507	43.675	2:12.182 (1)	80.85		15:40:25.337
3 -	1:29.164	44.243	2:13.407 (3)	80.11	1.225	15:42:38.744
4 -	1:30.501	45.031	2:15.532	78.86	3.350	15:44:54.276
5 -	1:29.814	44.918	2:14.732	79.32	2.550	15:47:09.008
6 -	1:28.452	44.676	2:13.128 (2)	80.28	0.946	15:49:22.136
7 -	1:28.796	45.251	2:14.047	79.73	1.865	15:51:36.183

P22	137	Colin McPHERSON	Yamaha R6 -			
IDEAL LAP TIME : 2:11.471		BEST LAP TIME : 2:11.634	DIFFERENCE : 0.163			

LAP	SECTOR 1	SECTOR 2	LAP TIME	MPH	DIFF	TIME OF DAY
1 -		44.770	2:24.049	74.19	12.415	15:38:16.094
2 -	1:29.301	44.506	2:13.807	79.87	2.173	15:40:29.901
3 -	1:29.601	44.912	2:14.513	79.45	2.879	15:42:44.414
4 -	1:29.236	47.563	2:16.799	78.12	5.165	15:45:01.213
5 -	1:27.771	43.863	2:11.634 (1)	81.19		15:47:12.847
6 -	1:28.355	44.256	2:12.611 (3)	80.59	0.977	15:49:25.458
7 -	1:27.608	44.262	2:11.870 (2)	81.05	0.236	15:51:37.328

P23	14 R	George DAVIES	Suzuki SV650 - little T's Childcare , Alfie Weeks			
IDEAL LAP TIME : 2:13.141		BEST LAP TIME : 2:13.141	DIFFERENCE : 0.000			

LAP	SECTOR 1	SECTOR 2	LAP TIME	MPH	DIFF	TIME OF DAY
1 -		44.799	2:25.647	73.38	12.506	15:38:17.692
2 -	1:29.396	45.249	2:14.645	79.37	1.504	15:40:32.337
3 -	1:28.883	44.258	2:13.141 (1)	80.27		15:42:45.478
4 -	1:29.064	44.718	2:13.782 (3)	79.89	0.641	15:44:59.260
5 -	1:29.179	44.261	2:13.440 (2)	80.09	0.299	15:47:12.700
6 -	1:29.806	44.365	2:14.171	79.66	1.030	15:49:26.871
7 -	1:29.380	44.674	2:14.054	79.72	0.913	15:51:40.925

P24	293	Leigh SMITH	Suzuki SV650 - Smiths Mechanical Support Ltd, Lamonde Autor			
IDEAL LAP TIME : 2:12.186		BEST LAP TIME : 2:12.503	DIFFERENCE : 0.317			

LAP	SECTOR 1	SECTOR 2	LAP TIME	MPH	DIFF	TIME OF DAY
1 -		43.946	2:23.474	74.49	10.971	15:38:15.519
2 -	1:28.521	43.982	2:12.503 (1)	80.66		15:40:28.022
3 -	1:28.240	53.701	2:21.941	75.29	9.438	15:42:49.963
4 -	1:28.859	44.272	2:13.131 (3)	80.28	0.628	15:45:03.094
5 -	1:29.081	44.094	2:13.175	80.25	0.672	15:47:16.269
6 -	1:28.786	44.096	2:12.882 (2)	80.43	0.379	15:49:29.151
7 -	1:28.890	44.623	2:13.513	80.05	1.010	15:51:42.664

P25	127 SUP	Matthew CHAM	Ducati MONSTER 796 -			
IDEAL LAP TIME : 2:13.230		BEST LAP TIME : 2:13.924	DIFFERENCE : 0.694			

LAP	SECTOR 1	SECTOR 2	LAP TIME	MPH	DIFF	TIME OF DAY
1 -		44.523	2:24.861	73.78	10.937	15:38:16.906
2 -	1:29.971	44.971	2:14.942	79.20	1.018	15:40:31.848
3 -	1:29.271	44.952	2:14.223	79.62	0.299	15:42:46.071
4 -	1:29.109	44.862	2:13.971 (3)	79.77	0.047	15:45:00.042
5 -	1:29.803	44.121	2:13.924 (1)	79.80		15:47:13.966
6 -	1:29.473	44.466	2:13.939 (2)	79.79	0.015	15:49:27.905
7 -	1:30.192	45.134	2:15.326	78.98	1.402	15:51:43.231

BMCRC - MRO Championships 2024 - Rnd 6 @ Snetterton 300

BMCRC Thunderbike Sport & BMCRC Supertwins

RACE 14 - SECTOR ANALYSIS



SECTOR 1 = FL to I1, SECTOR 2 = I1 to FL, DIFF = Difference To Personal Best Lap, P = Crossed Finish Line in Pit Lane, D = Time Disallowed

P26 89 R		Daryl SKINNS		Suzuki GSXR 750 - Indoor Climate Systems UK LTD		
IDEAL LAP TIME : 2:12.337		BEST LAP TIME : 2:13.198		DIFFERENCE : 0.861		
LAP	SECTOR 1	SECTOR 2	LAP TIME	MPH	DIFF	TIME OF DAY
1 -		45.085	2:25.971	73.22	12.773	15:38:18.016
2 -	1:29.417	44.979	2:14.396	79.52	1.198	15:40:32.412
3 -	1:29.873	44.802	2:14.675	79.36	1.477	15:42:47.087
4 -	1:28.278	44.920	2:13.198 (1)	80.24		15:45:00.285
5 -	1:30.166	44.059	2:14.225 (3)	79.62	1.027	15:47:14.510
6 -	1:29.481	44.480	2:13.961 (2)	79.78	0.763	15:49:28.471
7 -	1:29.893	45.515	2:15.408	78.93	2.210	15:51:43.879

P27 40 SUP		Simon WILKINSON		Suzuki SV650 -		
IDEAL LAP TIME : 2:14.737		BEST LAP TIME : 2:14.890		DIFFERENCE : 0.153		
LAP	SECTOR 1	SECTOR 2	LAP TIME	MPH	DIFF	TIME OF DAY
1 -		45.805	2:28.116	72.16	13.226	15:38:20.161
2 -	1:30.532	45.252	2:15.784	78.71	0.894	15:40:35.945
3 -	1:30.781	45.966	2:16.747	78.15	1.857	15:42:52.692
4 -	1:29.841	45.049	2:14.890 (1)	79.23		15:45:07.582
5 -	1:30.307	44.896	2:15.203 (3)	79.05	0.313	15:47:22.785
6 -	1:29.934	45.213	2:15.147 (2)	79.08	0.257	15:49:37.932
7 -	1:30.771	46.164	2:16.935	78.05	2.045	15:51:54.867

P28 689		David TREVEIL		Yamaha YZF-R6 -		
IDEAL LAP TIME : 2:15.424		BEST LAP TIME : 2:15.499		DIFFERENCE : 0.075		
LAP	SECTOR 1	SECTOR 2	LAP TIME	MPH	DIFF	TIME OF DAY
1 -		45.931	2:28.567	71.94	13.068	15:38:20.612
2 -	1:31.016	45.636	2:16.652	78.21	1.153	15:40:37.264
3 -	1:30.302	46.200	2:16.502	78.29	1.003	15:42:53.766
4 -	1:30.475	45.924	2:16.399	78.35	0.900	15:45:10.165
5 -	1:30.377	45.122	2:15.499 (1)	78.87		15:47:25.664
6 -	1:30.348	45.223	2:15.571 (2)	78.83	0.072	15:49:41.235
7 -	1:30.527	45.648	2:16.175 (3)	78.48	0.676	15:51:57.410

P29 175 R		Tom SVENSEN		Suzuki SV650 - Team TSR - HCL Car sales		
IDEAL LAP TIME : 2:15.687		BEST LAP TIME : 2:15.755		DIFFERENCE : 0.068		
LAP	SECTOR 1	SECTOR 2	LAP TIME	MPH	DIFF	TIME OF DAY
1 -		45.239	2:27.528	72.44	11.773	15:38:19.573
2 -	1:30.574	45.181	2:15.755 (1)	78.73		15:40:35.328
3 -	1:31.106	46.220	2:17.326	77.82	1.571	15:42:52.654
4 -	1:31.445	45.300	2:16.745 (3)	78.16	0.990	15:45:09.399
5 -	1:31.353	45.829	2:17.182	77.91	1.427	15:47:26.581
6 -	1:30.723	45.113	2:15.836 (2)	78.68	0.081	15:49:42.417
7 -	1:31.025	46.040	2:17.065	77.97	1.310	15:51:59.482

P30 172 R		Andrew ROBINSON		Yamaha YZF R6 -		
IDEAL LAP TIME : 2:14.827		BEST LAP TIME : 2:15.395		DIFFERENCE : 0.568		
LAP	SECTOR 1	SECTOR 2	LAP TIME	MPH	DIFF	TIME OF DAY
1 -		45.989	2:29.592	71.44	14.197	15:38:21.637
2 -	1:31.536	45.183	2:16.719	78.17	1.324	15:40:38.356
3 -	1:30.921	45.368	2:16.289 (3)	78.42	0.894	15:42:54.645
4 -	1:30.239	45.748	2:15.987 (2)	78.59	0.592	15:45:10.632
5 -	1:31.032	46.164	2:17.196	77.90	1.801	15:47:27.828
6 -	1:29.644	45.751	2:15.395 (1)	78.94		15:49:43.223
7 -	1:29.808	47.923	2:17.731	77.60	2.336	15:52:00.954

BMCRC - MRO Championships 2024 - Rnd 6 @ Snetterton 300

BMCRC Thunderbike Sport & BMCRC Supertwins

RACE 14 - SECTOR ANALYSIS



SECTOR 1 = FL to I1, SECTOR 2 = I1 to FL, DIFF = Difference To Personal Best Lap, P = Crossed Finish Line in Pit Lane, D = Time Disallowed

P31 1		Matt WETHERELL		Suzuki GSXR 600 - Lamonde Racing		
IDEAL LAP TIME : 1:59.719		BEST LAP TIME : 2:00.087		DIFFERENCE : 0.368		
LAP	SECTOR 1	SECTOR 2	LAP TIME	MPH	DIFF	TIME OF DAY
1 -		39.715	2:05.957	84.85	5.870	15:37:58.002
2 -	1:21.055	40.368	2:01.423	88.02	1.336	15:39:59.425
3 -	1:20.684	40.687	2:01.371	88.06	1.284	15:42:00.796
4 -	1:20.394	39.693	2:00.087 (1)	89.00		15:44:00.883
5 -	1:20.026	40.312	2:00.338 (2)	88.81	0.251	15:46:01.221
6 -	1:20.426	40.246	2:00.672 (3)	88.57	0.585	15:48:01.893

BMCRC - MRO Championships 2024 - Rnd 6 @ Snetterton 300

BMCRC Thunderbike Sport & BMCRC Supertwins

RACE 14 - BEST SECTORS

SECTOR 1			SECTOR 2			IDEAL / BEST COMPARISON						
POS	NO	NAME	TIME	NO	NAME	TIME	POS	NO	NAME	IDEAL	BEST	DIFF
									PERFECT LAP	1:59.719		
1	1	WETHERELL	1:20.026	1	WETHERELL	39.693	1	1	WETHERELL	1:59.719	2:00.087	0.368
2	11	HARVEY	1:20.241	11	HARVEY	39.999	2	11	HARVEY	2:00.240	2:00.394	0.154
3	22	DOWDS	1:22.068	22	DOWDS	40.588	3	22	DOWDS	2:02.656	2:03.076	0.420
4	15	MERCER	1:22.455	69	RUSSO	40.903	4	15	MERCER	2:03.416	2:03.514	0.098
5	111	BATE	1:22.887	7	TAYLOR	40.936	5	69	RUSSO	2:03.799	2:03.922	0.123
6	69	RUSSO	1:22.896	15	MERCER	40.961	6	7	TAYLOR	2:04.279	2:04.279	0.000
7	7	TAYLOR	1:23.343	77	WHITE	41.468	7	111	BATE	2:04.441	2:04.441	0.000
8	5	STONE	1:23.900	23	ISAACSON	41.494	8	23	ISAACSON	2:05.675	2:05.675	0.000
9	48	WALLIS	1:23.903	111	BATE	41.554	9	77	WHITE	2:05.692	2:06.248	0.556
10	23	ISAACSON	1:24.181	27	BROWN	41.788	10	5	STONE	2:05.929	2:06.229	0.300
11	77	WHITE	1:24.224	3	ARBON	42.021	11	48	WALLIS	2:06.297	2:06.346	0.049
12	3	ARBON	1:24.482	5	STONE	42.029	12	3	ARBON	2:06.503	2:06.826	0.323
13	27	BROWN	1:24.921	100	HOWTON	42.247	13	27	BROWN	2:06.709	2:06.709	0.000
14	100	HOWTON	1:26.023	25	GEDGE	42.373	14	100	HOWTON	2:08.270	2:08.546	0.276
15	25	GEDGE	1:26.349	48	WALLIS	42.394	15	25	GEDGE	2:08.722	2:08.793	0.071
16	81	MAY	1:26.561	141	ANDREWS	42.782	16	141	ANDREWS	2:09.381	2:09.666	0.285
17	51	BEESLEY	1:26.595	81	MAY	42.960	17	81	MAY	2:09.521	2:09.654	0.133
18	141	ANDREWS	1:26.599	189	BARAN	42.973	18	189	BARAN	2:09.664	2:09.990	0.326
19	189	BARAN	1:26.691	557	WILTON	42.976	19	557	WILTON	2:10.110	2:10.624	0.514
20	557	WILTON	1:27.134	115	SVENSEN	42.989	20	51	BEESLEY	2:10.261	2:10.410	0.149
21	137	McPHERSON	1:27.608	55	MANSON-CHUBB	43.521	21	115	SVENSEN	2:10.632	2:10.649	0.017
22	115	SVENSEN	1:27.643	51	BEESLEY	43.666	22	137	McPHERSON	2:11.471	2:11.634	0.163
23	293	SMITH	1:28.240	137	McPHERSON	43.863	23	55	MANSON-CHUBB	2:11.973	2:12.182	0.209
24	89	SKINNS	1:28.278	293	SMITH	43.946	24	293	SMITH	2:12.186	2:12.503	0.317
25	55	MANSON-CHUBB	1:28.452	89	SKINNS	44.059	25	89	SKINNS	2:12.337	2:13.198	0.861
26	14	DAVIES	1:28.883	127	CHAM	44.121	26	14	DAVIES	2:13.141	2:13.141	0.000
27	127	CHAM	1:29.109	14	DAVIES	44.258	27	127	CHAM	2:13.230	2:13.924	0.694
28	172	ROBINSON	1:29.644	40	WILKINSON	44.896	28	40	WILKINSON	2:14.737	2:14.890	0.153
29	40	WILKINSON	1:29.841	175	SVENSEN	45.113	29	172	ROBINSON	2:14.827	2:15.395	0.568
30	689	TREVEIL	1:30.302	689	TREVEIL	45.122	30	689	TREVEIL	2:15.424	2:15.499	0.075
31	175	SVENSEN	1:30.574	172	ROBINSON	45.183	31	175	SVENSEN	2:15.687	2:15.755	0.068

32

BMCRC - MRO Championships 2024 - Rnd 6 @ Snetterton 300

BMCRC Thunderbike Sport & BMCRC Supertwins

RACE 14 - STATISTICS

Competitors Started 32
Planned Start 2024-09-01 @ 15:40:00.000
Actual Start 2024-09-01 @ 15:35:52.044
Finish Time 2024-09-01 @ 15:50:04.067
Track Length 2.9689mi.
Total Laps 216
Total Distance Covered 641.2848mi.

Session Fastest Lap History

NO	CL	NAME	LAP TIME	TIME OF DAY	LAP	VEHICLE
11		Josh HARVEY	2:00.499	15:39:59.070	2	Yamaha R6
11		Josh HARVEY	2:00.394	15:44:00.457	4	Yamaha R6
1		Matt WETHERELL	2:00.087	15:44:00.891	4	Suzuki GSXR 600

Session Leader History

NO	CL	NAME	FROM LAP	LAPS LED	DISTANCE	VEHICLE
1		Matt WETHERELL	1	1	2.96 miles	Suzuki GSXR 600
11		Josh HARVEY	2	6	17.81 miles	Yamaha R6

Flag History

TYPE	TIME OF DAY
GREEN	15:35:52.044
FINISH	15:50:04.067

Flag Statistics

TYPE	COUNT	TOTAL LAPS	TOTAL TIME
Green	1	7	16:17.279
Red	0	0	0.000
Safety Car	0	0	0.000
FCY	0	0	0.000

BMCRC - MRO Championships 2024 - Rnd 6 @ Snetterton 300

BMCRC Thunderbike Sport & BMCRC Supertwins

RACE 14 - STATISTICS

CLASS :

13 Starters

Fastest Lap History

NO	NAME	LAP TIME	TIME OF DAY	LAP	VEHICLE
11	Josh HARVEY	2:00.499	15:39:59.070	2	Yamaha R6
11	Josh HARVEY	2:00.394	15:44:00.457	4	Yamaha R6
1	Matt WETHERELL	2:00.087	15:44:00.891	4	Suzuki GSXR 600

Leader History

NO	NAME	FROM LAP	LAPS LED	DISTANCE	VEHICLE
1	Matt WETHERELL	1	1	2.96 miles	Suzuki GSXR 600
11	Josh HARVEY	2	6	17.81 miles	Yamaha R6

BMCRC - MRO Championships 2024 - Rnd 6 @ Snetterton 300

BMCRC Thunderbike Sport & BMCRC Supertwins

RACE 14 - STATISTICS

CLASS : R

9 Starters

Fastest Lap History

NO	NAME	LAP TIME	TIME OF DAY	LAP	VEHICLE
7	Darren TAYLOR	2:06.828	15:40:10.278	2	Kawasaki ZX6R
7	Darren TAYLOR	2:06.269	15:46:30.816	5	Kawasaki ZX6R
7	Darren TAYLOR	2:04.279	15:48:35.097	6	Kawasaki ZX6R

Leader History

NO	NAME	FROM LAP	LAPS LED	DISTANCE	VEHICLE
7	Darren TAYLOR	1	7	20.78 miles	Kawasaki ZX6R

BMCRC - MRO Championships 2024 - Rnd 6 @ Snetterton 300

BMCRC Thunderbike Sport & BMCRC Supertwins

RACE 14 - STATISTICS

CLASS : SUP

10 Starters

Fastest Lap History

NO	NAME	LAP TIME	TIME OF DAY	LAP	VEHICLE
27	Ben BROWN	2:08.777	15:40:15.955	2	Yamaha R7
100	Craig HOWTON	2:08.546	15:40:16.515	2	Kawasaki ER6N
22	Darren DOWDS	2:06.658	15:40:16.878	2	Suzuki GSX8R
22	Darren DOWDS	2:04.090	15:42:20.968	3	Suzuki GSX8R
22	Darren DOWDS	2:03.639	15:46:28.717	5	Suzuki GSX8R
22	Darren DOWDS	2:03.076	15:48:31.793	6	Suzuki GSX8R

Leader History

NO	NAME	FROM LAP	LAPS LED	DISTANCE	VEHICLE
27	Ben BROWN	1	2	5.93 miles	Yamaha R7
22	Darren DOWDS	3	5	14.84 miles	Suzuki GSX8R



DFDS YAMAHA PAST MASTERS / BMCRC FORMULA 400



BMCRC-MRO Championships - Round 6
Snetterton 300
31st / 1st September 2024



Timing & Results Provided by Timing Solutions Ltd

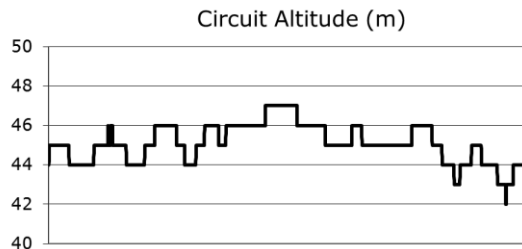
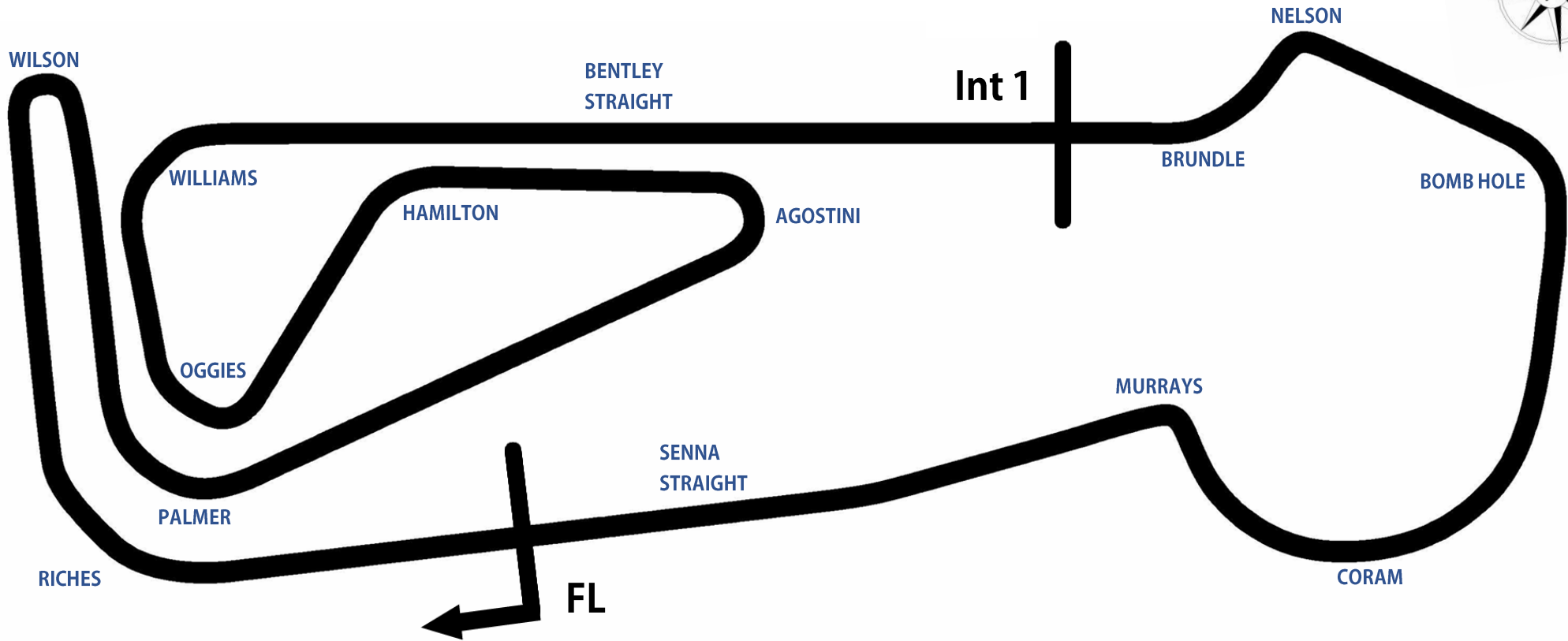
www.tsl-timing.com



Snetterton

Snetterton 300 Circuit

Norwich, Norfolk, UK



Length	2.9689 miles 4.778 km 4778.0 m	
FL	52.46340 N	0.94476 E
Int 1	3198m	52.46617 N 0.94964 E
Pit Entry	4572m	52.46364 N 0.94774 E
Pit Exit	40m after FL	52.46338 N 0.94420 E
Pit Entry - Pit Exit	246m, 17.7S @ 50kph, 14.7s @ 60kph	



BMCRC - MRO Championships 2024 - Rnd 6 @ Snetterton 300

DFDS Yamaha Past Masters & BMCRC Formula 400

QUALIFYING - CLASSIFICATION

POS	NO	CL	PIC	NAME	ENTRY	TIME	ON	LAPS	GAP	DIFF	MPH
1	35	F400_M	1	Zack WESTON	Kawasaki ZX4RR - NW Racing	2:08.421	3	5			83.22
2	51	YPM	1	Kevin WHOLEY	Yamaha TZR - Twistgrip Motorcycles	2:10.305	5	5	1.884	1.884	82.02
3	45	F400_M	2	Marley MACKENZIE	Kawasaki NINJA - Kirkcaldy Kawasaki, ELPM	2:11.086	3	5	2.665	0.781	81.53
4	8	YPM	2	David BALL	Yamaha TZR250 - Gardiner Page and Roe pension co	2:12.538	5	5	4.117	1.452	80.64
5	12	F400_S	1	Kade WATT	Kawasaki NINJA 400 - 3D Racing	2:14.347	3	5	5.926	1.809	79.55
6	55	F400_SIR	1	Magnus MANSON-CHUBB	Kawasaki ZXR400L -	2:14.852	4	5	6.431	0.505	79.25
7	90	F400_S	2	Steve RAPA	Honda RVF400 - My Own Fair Hands	2:14.906	3	5	6.485	0.054	79.22
8	74	YPM	3	Paul WHITBY	Yamaha TZR 250 - Greybridge Ltd	2:15.268	4	5	6.847	0.362	79.01
9	27	YPM	4	Richard HAYWARD	Yamaha TZR - BC vehicle repairs/ Snap on Tools	2:15.897	3	5	7.476	0.629	78.64
10	26	YPM	5	Damian LEE	Yamaha TZR250 - Leed Autos	2:16.098	3	5	7.677	0.201	78.53
11	81	F400_R	1	Ollie SIMS	Kawasaki NINJA 400 - Motorbodies Weston Ltd	2:16.625	5	5	8.204	0.527	78.22
12	99	YPM	6	Calvin HOGAN	Yamaha TZR 250 - F.G Racing	2:17.045	5	5	8.624	0.420	77.98
13	161	F400_M	3	Aleisha LAYTON	Kawasaki NINJA 400 -	2:17.566	4	5	9.145	0.521	77.69
14	70	YPM	7	Andrew BURSCOUGH	Yamaha YPVS 350 - Mad biker designs/Martitanium	2:18.235	4	5	9.814	0.669	77.31
15	60	YPM_C	1	Danny GOUGH	Yamaha TZR 250 - G Force Motorcycles	2:19.224	2	5	10.803	0.989	76.76
16	9	F400_M	4	Kobe PERRY	Kawasaki NINJA -	2:20.321	5	5	11.900	1.097	76.16
17	6	YPM_C	2	Alan BUSHELL	Yamaha TZR 250 - Moonraker motorcycles	2:20.503	3	4	12.082	0.182	76.07
18	72	YPM_C	3	John HAMILTON	Yamaha TRZ250 - LW Racing	2:21.243	4	5	12.822	0.740	75.67
19	333	YPM_C	4	Mark STUBBERFIELD	Yamaha TZR250 - Polished concrete London	2:21.530	4	5	13.109	0.287	75.51
20	34	YPM_R	1	Paul NIELD	Yamaha TZR250 -	2:23.710	4	4	15.289	2.180	74.37
21	73	YPM_C	5	Colvin TURNER	Yamaha TZR250 -	2:24.005	2	4	15.584	0.295	74.22
22	64	YPM_R	2	Iain DAVIS	Yamaha TZR 2MA -	2:25.739	3	4	17.318	1.734	73.33
23	46	YPM_C	6	Kevin MARSHALL	Yamaha TZR250 - Stacey Processing	2:26.239	4	4	17.818	0.500	73.08
24	69	YPM_C	7	Mark ELLERAY	Yamaha TZR250 - Abbot Solutions Ltd	2:27.880	3	4	19.459	1.641	72.27
25	57	F400_S	3	Richard BUCKHAM	Kawasaki NINJA 400 -	2:33.022	2	4	24.601	5.142	69.84
26	84	YPM_R	3	Bert ELLISON	Yamaha TZR250 - Ma n pa prentice	2:34.037	4	4	25.616	1.015	69.38
27	42	YPM_C	8	Martin PEARSON	Yamaha TZR250 -	2:34.112	2	2	25.691	0.075	69.35
28	117	F400_S	4	David PATERSON	Aprilia RS250 - The love of a good woman / JP racing	2:36.999	3	4	28.578	2.887	68.07
29	71	YPM_C	9	Tess BICKERSTAFF	Yamaha TZR250 - Len Whalin	2:37.423	2	4	29.002	0.424	67.89
30	65	YPM_C	10	Nigel TERRY	Yamaha TZR250 - NTrap Garage Doors	2:38.852	4	4	30.431	1.429	67.28
31	20	YPM_R	4	Sara Sophie OSTERHOLZER	Yamaha TZR 250 -	2:46.981	4	4	38.560	8.129	64.00
32	100	YPM_R	5	Alex NUNN	Yamaha TZR 250 - www.ypmrc.co.uk	2:56.192	3	4	47.771	9.211	60.66
33	67	YPM_C	11	Mark BAILEY	Yamaha TZR - Elite Air conditioning Ltd. Hydroflow plur	3:12.468	1	1	1:04.047	16.276	55.53

Weather / Track : Cloudy / Dry

Date: 31/08/2024 Start: 09:32 Finish: 09:42

These results are provisional until the conclusion of any judicial and technical matters.

Snetterton 300: 2.9689 miles

Clerk Of Course:	Stewards:	Timekeeper:	<i>Craig Smith</i>	
------------------	-----------	-------------	--------------------	--

Results can be found at www.tsl-timing.com

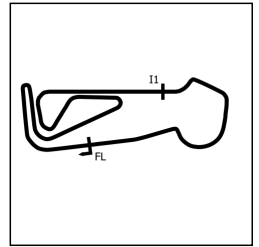
Printed - 09:45 Saturday, 31 August 2024



BMCRC - MRO Championships 2024 - Rnd 6 @ Snetterton 300

DFDS Yamaha Past Masters & BMCRC Formula 400

QUALIFYING - SECTOR ANALYSIS



SECTOR 1 = FL to I1, SECTOR 2 = I1 to FL, DIFF = Difference To Personal Best Lap, P = Crossed Finish Line in Pit Lane, D = Time Disallowed

P1 35 F400_M Zack WESTON		Kawasaki ZX4RR - NW Racing				
IDEAL LAP TIME : 2:08.219		BEST LAP TIME : 2:08.421		DIFFERENCE : 0.202		
LAP	SECTOR 1	SECTOR 2	LAP TIME	MPH	DIFF	TIME OF DAY
1 -	1:30.367	42.456	2:12.823	80.46	4.402	09:34:41.522
2 -	1:26.342	42.231	2:08.573 (2)	83.12	0.152	09:36:50.095
3 -	1:25.988	42.433	2:08.421 (1)	83.22		09:38:58.516
4 -	1:26.593	43.081	2:09.674 (3)	82.42	1.253	09:41:08.190
5 -	1:26.523	43.926	2:10.449	81.93	2.028	09:43:18.639

P2 51 YPM Kevin WHOLEY		Yamaha TZR - Twistgrip Motorcycles				
IDEAL LAP TIME : 2:10.305		BEST LAP TIME : 2:10.305		DIFFERENCE : 0.000		
LAP	SECTOR 1	SECTOR 2	LAP TIME	MPH	DIFF	TIME OF DAY
1 -	1:35.836	43.948	2:19.784	76.46	9.479	09:34:48.847
2 -	1:28.662	43.513	2:12.175	80.86	1.870	09:37:01.022
3 -	1:28.466	42.999	2:11.465 (3)	81.29	1.160	09:39:12.487
4 -	1:28.179	43.080	2:11.259 (2)	81.42	0.954	09:41:23.746
5 -	1:27.535	42.770	2:10.305 (1)	82.02		09:43:34.051

P3 45 F400_M Marley MACKENZIE		Kawasaki NINJA - Kirkcaldy Kawasaki, ELPM				
IDEAL LAP TIME : 2:10.985		BEST LAP TIME : 2:11.086		DIFFERENCE : 0.101		
LAP	SECTOR 1	SECTOR 2	LAP TIME	MPH	DIFF	TIME OF DAY
1 -	1:32.500	44.160	2:16.660	78.20	5.574	09:34:39.809
2 -	1:28.698	43.319	2:12.017 (3)	80.95	0.931	09:36:51.826
3 -	1:27.666	43.420	2:11.086 (1)	81.53		09:39:02.912
4 -	1:27.729	43.476	2:11.205 (2)	81.46	0.119	09:41:14.117
5 -	1:28.756	43.524	2:12.280	80.79	1.194	09:43:26.397

P4 8 YPM David BALL		Yamaha TZR250 - Gardiner Page and Roe pension consultants				
IDEAL LAP TIME : 2:11.951		BEST LAP TIME : 2:12.538		DIFFERENCE : 0.587		
LAP	SECTOR 1	SECTOR 2	LAP TIME	MPH	DIFF	TIME OF DAY
1 -	1:33.855	43.722	2:17.577	77.68	5.039	09:34:42.786
2 -	1:29.595	43.635	2:13.230 (3)	80.22	0.692	09:36:56.016
3 -	1:30.422	44.332	2:14.754	79.31	2.216	09:39:10.770
4 -	1:29.986	43.083	2:13.069 (2)	80.31	0.531	09:41:23.839
5 -	1:28.868	43.670	2:12.538 (1)	80.64		09:43:36.377

P5 12 F400_S Kade WATT		Kawasaki NINJA 400 - 3D Racing				
IDEAL LAP TIME : 2:14.149		BEST LAP TIME : 2:14.347		DIFFERENCE : 0.198		
LAP	SECTOR 1	SECTOR 2	LAP TIME	MPH	DIFF	TIME OF DAY
1 -	1:34.573	45.309	2:19.882	76.40	5.535	09:34:46.035
2 -	1:30.324	44.182	2:14.506 (2)	79.46	0.159	09:37:00.541
3 -	1:30.522	43.825	2:14.347 (1)	79.55		09:39:14.888
4 -	1:31.028	44.569	2:15.597 (3)	78.82	1.250	09:41:30.485
5 -	1:31.649	44.812	2:16.461	78.32	2.114	09:43:46.946

P6 55 F400_S/F Magnus MANSON-CHUBB		Kawasaki ZXR400L -				
IDEAL LAP TIME : 2:14.641		BEST LAP TIME : 2:14.852		DIFFERENCE : 0.211		
LAP	SECTOR 1	SECTOR 2	LAP TIME	MPH	DIFF	TIME OF DAY
1 -	1:40.260	47.389	2:27.649	72.38	12.797	09:34:55.106
2 -	1:32.330	45.400	2:17.730	77.60	2.878	09:37:12.836
3 -	1:31.667	45.829	2:17.496 (3)	77.73	2.644	09:39:30.332
4 -	1:30.409	44.443	2:14.852 (1)	79.25		09:41:45.184
5 -	1:30.198	45.040	2:15.238 (2)	79.03	0.386	09:44:00.422

BMCRC - MRO Championships 2024 - Rnd 6 @ Snetterton 300

DFDS Yamaha Past Masters & BMCRC Formula 400

QUALIFYING - SECTOR ANALYSIS



SECTOR 1 = FL to I1, SECTOR 2 = I1 to FL, DIFF = Difference To Personal Best Lap, P = Crossed Finish Line in Pit Lane, D = Time Disallowed

P7 90 F400_S Steve RAPA			Honda RVF400 - My Own Fair Hands			
IDEAL LAP TIME : 2:14.778			BEST LAP TIME : 2:14.906		DIFFERENCE : 0.128	
LAP	SECTOR 1	SECTOR 2	LAP TIME	MPH	DIFF	TIME OF DAY
1 -	1:35.037	44.970	2:20.007	76.33	5.101	09:34:44.544
2 -	1:30.823	44.912	2:15.735	78.74	0.829	09:37:00.279
3 -	1:30.640	44.266	2:14.906 (1)	79.22		09:39:15.185
4 -	1:30.831	44.497	2:15.328 (3)	78.97	0.422	09:41:30.513
5 -	1:30.512	44.435	2:14.947 (2)	79.20	0.041	09:43:45.460

P8 74 YPM Paul WHITBY			Yamaha TZR 250 - Greybridge Ltd			
IDEAL LAP TIME : 2:15.256			BEST LAP TIME : 2:15.268		DIFFERENCE : 0.012	
LAP	SECTOR 1	SECTOR 2	LAP TIME	MPH	DIFF	TIME OF DAY
1 -	1:41.251	48.064	2:29.315	71.58	14.047	09:34:59.034
2 -	1:34.321	45.862	2:20.183	76.24	4.915	09:37:19.217
3 -	1:32.494	45.129	2:17.623 (3)	77.66	2.355	09:39:36.840
4 -	1:30.331	44.937	2:15.268 (1)	79.01		09:41:52.108
5 -	1:30.723	44.925	2:15.648 (2)	78.79	0.380	09:44:07.756

P9 27 YPM Richard HAYWARD			Yamaha TZR - BC vehicle repairs/ Snap on Tools			
IDEAL LAP TIME : 2:15.502			BEST LAP TIME : 2:15.897		DIFFERENCE : 0.395	
LAP	SECTOR 1	SECTOR 2	LAP TIME	MPH	DIFF	TIME OF DAY
1 -	1:36.293	44.882	2:21.175	75.70	5.278	09:34:45.063
2 -	1:31.313	44.758	2:16.071 (2)	78.54	0.174	09:37:01.134
3 -	1:30.744	45.153	2:15.897 (1)	78.64		09:39:17.031
4 -	1:32.806	45.369	2:18.175	77.35	2.278	09:41:35.206
5 -	1:31.496	45.583	2:17.079 (3)	77.97	1.182	09:43:52.285

P10 26 YPM Damian LEE			Yamaha TZR250 - Leed Autos			
IDEAL LAP TIME : 2:15.826			BEST LAP TIME : 2:16.098		DIFFERENCE : 0.272	
LAP	SECTOR 1	SECTOR 2	LAP TIME	MPH	DIFF	TIME OF DAY
1 -	1:36.828	45.379	2:22.207	75.15	6.109	09:34:50.345
2 -	1:31.605	45.198	2:16.803 (3)	78.12	0.705	09:37:07.148
3 -	1:31.347	44.751	2:16.098 (1)	78.53		09:39:23.246
4 -	1:31.075	45.525	2:16.600 (2)	78.24	0.502	09:41:39.846
5 -	1:31.488	45.602	2:17.090	77.96	0.992	09:43:56.936

P11 81 F400_R Ollie SIMS			Kawasaki NINJA 400 - Motorbodies Weston Ltd			
IDEAL LAP TIME : 2:15.942			BEST LAP TIME : 2:16.625		DIFFERENCE : 0.683	
LAP	SECTOR 1	SECTOR 2	LAP TIME	MPH	DIFF	TIME OF DAY
1 -	1:39.040	45.648	2:24.688	73.86	8.063	09:34:49.188
2 -	1:32.313	45.216	2:17.529	77.71	0.904	09:37:06.717
3 -	1:32.292	44.738	2:17.030 (3)	77.99	0.405	09:39:23.747
4 -	1:31.255	45.710	2:16.965 (2)	78.03	0.340	09:41:40.712
5 -	1:31.204	45.421	2:16.625 (1)	78.22		09:43:57.337

P12 99 YPM Calvin HOGAN			Yamaha TZR 250 - F.G Racing			
IDEAL LAP TIME : 2:16.763			BEST LAP TIME : 2:17.045		DIFFERENCE : 0.282	
LAP	SECTOR 1	SECTOR 2	LAP TIME	MPH	DIFF	TIME OF DAY
1 -	1:37.703	45.948	2:23.651	74.40	6.606	09:34:52.027
2 -	1:32.371	44.886	2:17.257 (3)	77.86	0.212	09:37:09.284
3 -	1:31.995	45.173	2:17.168 (2)	77.91	0.123	09:39:26.452
4 -	1:31.877	45.419	2:17.296	77.84	0.251	09:41:43.748
5 -	1:32.107	44.938	2:17.045 (1)	77.98		09:44:00.793

BMCRC - MRO Championships 2024 - Rnd 6 @ Snetterton 300

DFDS Yamaha Past Masters & BMCRC Formula 400

QUALIFYING - SECTOR ANALYSIS



SECTOR 1 = FL to I1, SECTOR 2 = I1 to FL, DIFF = Difference To Personal Best Lap, P = Crossed Finish Line in Pit Lane, D = Time Disallowed

P13 161 F400_M Aleisha LAYTON			Kawasaki NINJA 400 -			
IDEAL LAP TIME : 2:17.442		BEST LAP TIME : 2:17.566		DIFFERENCE : 0.124		
LAP	SECTOR 1	SECTOR 2	LAP TIME	MPH	DIFF	TIME OF DAY
1 -	1:40.553	48.012	2:28.565	71.94	10.999	09:35:06.495
2 -	1:34.250	47.337	2:21.587	75.48	4.021	09:37:28.082
3 -	1:33.656	46.888	2:20.544 (3)	76.04	2.978	09:39:48.626
4 -	1:31.315	46.251	2:17.566 (1)	77.69		09:42:06.192
5 -	1:32.882	46.127	2:19.009 (2)	76.88	1.443	09:44:25.201

P14 70 YPM Andrew BURSCOUGH			Yamaha YPVS 350 - Mad biker designs/Martitanium			
IDEAL LAP TIME : 2:16.814		BEST LAP TIME : 2:18.235		DIFFERENCE : 1.421		
LAP	SECTOR 1	SECTOR 2	LAP TIME	MPH	DIFF	TIME OF DAY
1 -	1:40.744	48.177	2:28.921	71.77	10.686	09:34:59.365
2 -	1:33.732	44.986	2:18.718 (2)	77.04	0.483	09:37:18.083
3 -	1:33.135	46.595	2:19.730 (3)	76.49	1.495	09:39:37.813
4 -	1:31.828	46.407	2:18.235 (1)	77.31		09:41:56.048
5 -	1:34.106	46.395	2:20.501	76.07	2.266	09:44:16.549

P15 60 YPM_C Danny GOUGH			Yamaha TZR 250 - G Force Motorcycles			
IDEAL LAP TIME : 2:19.007		BEST LAP TIME : 2:19.224		DIFFERENCE : 0.217		
LAP	SECTOR 1	SECTOR 2	LAP TIME	MPH	DIFF	TIME OF DAY
1 -	1:40.959	46.092	2:27.051	72.68	7.827	09:34:51.341
2 -	1:32.976	46.248	2:19.224 (1)	76.76		09:37:10.565
3 -	1:33.649	46.358	2:20.007 (3)	76.33	0.783	09:39:30.572
4 -	1:33.935	46.092	2:20.027	76.32	0.803	09:41:50.599
5 -	1:33.624	46.031	2:19.655 (2)	76.53	0.431	09:44:10.254

P16 9 F400_M Kobe PERRY			Kawasaki NINJA -			
IDEAL LAP TIME : 2:19.451		BEST LAP TIME : 2:20.321		DIFFERENCE : 0.870		
LAP	SECTOR 1	SECTOR 2	LAP TIME	MPH	DIFF	TIME OF DAY
1 -	1:42.532	50.093	2:32.625	70.02	12.304	09:34:56.884
2 -	1:34.600	46.259	2:20.859 (2)	75.87	0.538	09:37:17.743
3 -	1:35.302	47.314	2:22.616	74.94	2.295	09:39:40.359
4 -	1:33.192	48.108	2:21.300 (3)	75.64	0.979	09:42:01.659
5 -	1:33.628	46.693	2:20.321 (1)	76.16		09:44:21.980

P17 6 YPM_C Alan BUSHELL			Yamaha TZR 250 - Moonraker motorcycles			
IDEAL LAP TIME : 2:20.493		BEST LAP TIME : 2:20.503		DIFFERENCE : 0.010		
LAP	SECTOR 1	SECTOR 2	LAP TIME	MPH	DIFF	TIME OF DAY
1 -	1:40.936	49.479	2:30.415	71.05	9.912	09:35:08.809
2 -	1:34.787	47.115	2:21.902 (3)	75.32	1.399	09:37:30.711
3 -	1:34.094	46.409	2:20.503 (1)	76.07		09:39:51.214
4 -	1:35.350	46.399	2:21.749 (2)	75.40	1.246	09:42:12.963

P18 72 YPM_C John HAMILTON			Yamaha TRZ250 - LW Racing			
IDEAL LAP TIME : 2:19.687		BEST LAP TIME : 2:21.243		DIFFERENCE : 1.556		
LAP	SECTOR 1	SECTOR 2	LAP TIME	MPH	DIFF	TIME OF DAY
1 -	1:40.358	49.342	2:29.700	71.39	8.457	09:34:56.064
2 -	1:35.485	46.249	2:21.734 (2)	75.40	0.491	09:37:17.798
3 -	1:34.431	47.406	2:21.837 (3)	75.35	0.594	09:39:39.635
4 -	1:33.735	47.508	2:21.243 (1)	75.67		09:42:00.878
5 -	1:37.103	45.952	2:23.055	74.71	1.812	09:44:23.933

BMCRC - MRO Championships 2024 - Rnd 6 @ Snetterton 300

DFDS Yamaha Past Masters & BMCRC Formula 400

QUALIFYING - SECTOR ANALYSIS



SECTOR 1 = FL to I1, SECTOR 2 = I1 to FL, DIFF = Difference To Personal Best Lap, P = Crossed Finish Line in Pit Lane, D = Time Disallowed

P19 333 YPM_C Mark STUBBERFIELD		Yamaha TZR250 - Polished concrete London				
IDEAL LAP TIME : 2:21.178		BEST LAP TIME : 2:21.530		DIFFERENCE : 0.352		
LAP	SECTOR 1	SECTOR 2	LAP TIME	MPH	DIFF	TIME OF DAY
1 -	1:41.692	48.705	2:30.397	71.06	8.867	09:34:54.613
2 -	1:34.199	47.475	2:21.674 (2)	75.44	0.144	09:37:16.287
3 -	1:35.438	47.204	2:22.642 (3)	74.92	1.112	09:39:38.929
4 -	1:33.974	47.556	2:21.530 (1)	75.51		09:42:00.459
5 -	1:37.532	47.678	2:25.210	73.60	3.680	09:44:25.669

P20 34 YPM_R Paul NIELD		Yamaha TZR250 -				
IDEAL LAP TIME : 2:23.317		BEST LAP TIME : 2:23.710		DIFFERENCE : 0.393		
LAP	SECTOR 1	SECTOR 2	LAP TIME	MPH	DIFF	TIME OF DAY
1 -	1:46.367	49.109	2:35.476	68.74	11.766	09:35:00.974
2 -	1:37.520	47.158	2:24.678 (2)	73.87	0.968	09:37:25.652
3 -	1:37.202	47.526	2:24.728 (3)	73.84	1.018	09:39:50.380
4 -	1:36.159	47.551	2:23.710 (1)	74.37		09:42:14.090

P21 73 YPM_C Colvin TURNER		Yamaha TZR250 -				
IDEAL LAP TIME : 2:23.898		BEST LAP TIME : 2:24.005		DIFFERENCE : 0.107		
LAP	SECTOR 1	SECTOR 2	LAP TIME	MPH	DIFF	TIME OF DAY
1 -	1:40.154	49.545	2:29.699	71.39	5.694	09:35:09.112
2 -	1:35.894	48.111	2:24.005 (1)	74.22		09:37:33.117
3 -	1:39.393	48.004	2:27.397 (2)	72.51	3.392	09:40:00.514
4 -	1:38.090	51.231	2:29.321 (3)	71.57	5.316	09:42:29.835

P22 64 YPM_R Iain DAVIS		Yamaha TZR 2MA -				
IDEAL LAP TIME : 2:25.113		BEST LAP TIME : 2:25.739		DIFFERENCE : 0.626		
LAP	SECTOR 1	SECTOR 2	LAP TIME	MPH	DIFF	TIME OF DAY
1 -	1:43.577	50.166	2:33.743	69.51	8.004	09:35:14.516
2 -	1:38.429	49.042	2:27.471 (3)	72.47	1.732	09:37:41.987
3 -	1:36.950	48.789	2:25.739 (1)	73.33		09:40:07.726
4 -	1:37.626	48.163	2:25.789 (2)	73.31	0.050	09:42:33.515

P23 46 YPM_C Kevin MARSHALL		Yamaha TZR250 - Stacey Processing				
IDEAL LAP TIME : 2:26.239		BEST LAP TIME : 2:26.239		DIFFERENCE : 0.000		
LAP	SECTOR 1	SECTOR 2	LAP TIME	MPH	DIFF	TIME OF DAY
1 -	1:42.739	49.495	2:32.234	70.20	5.995	09:34:54.969
2 -	1:39.209	48.676	2:27.885 (3)	72.27	1.646	09:37:22.854
3 -	1:37.983	49.640	2:27.623 (2)	72.40	1.384	09:39:50.477
4 -	1:37.906	48.333	2:26.239 (1)	73.08		09:42:16.716

P24 69 YPM_C Mark ELLERAY		Yamaha TZR250 - Abbot Solutions Ltd				
IDEAL LAP TIME : 2:27.880		BEST LAP TIME : 2:27.880		DIFFERENCE : 0.000		
LAP	SECTOR 1	SECTOR 2	LAP TIME	MPH	DIFF	TIME OF DAY
1 -	1:44.090	49.361	2:33.451	69.65	5.571	09:35:15.888
2 -	1:40.342	48.799	2:29.141 (2)	71.66	1.261	09:37:45.029
3 -	1:39.334	48.546	2:27.880 (1)	72.27		09:40:12.909
4 -	1:40.165	49.949	2:30.114 (3)	71.19	2.234	09:42:43.023

P25 57 F400_S Richard BUCKHAM		Kawasaki NINJA 400 -				
IDEAL LAP TIME : 2:32.820		BEST LAP TIME : 2:33.022		DIFFERENCE : 0.202		
LAP	SECTOR 1	SECTOR 2	LAP TIME	MPH	DIFF	TIME OF DAY
1 -	1:45.325	51.577	2:36.902	68.11	3.880	09:35:06.189
2 -	1:41.835	51.187	2:33.022 (1)	69.84		09:37:39.211
3 -	1:42.547	51.043	2:33.590 (3)	69.58	0.568	09:40:12.801
4 -	1:42.053	50.985	2:33.038 (2)	69.83	0.016	09:42:45.839

BMCRC - MRO Championships 2024 - Rnd 6 @ Snetterton 300

DFDS Yamaha Past Masters & BMCRC Formula 400

QUALIFYING - SECTOR ANALYSIS



SECTOR 1 = FL to I1, SECTOR 2 = I1 to FL, DIFF = Difference To Personal Best Lap, P = Crossed Finish Line in Pit Lane, D = Time Disallowed

P26 84 YPM_R Bert ELLISON		Yamaha TZR250 - Ma n pa prentice				
IDEAL LAP TIME : 2:34.037		BEST LAP TIME : 2:34.037		DIFFERENCE : 0.000		
LAP	SECTOR 1	SECTOR 2	LAP TIME	MPH	DIFF	TIME OF DAY
1 -	1:54.181	54.587	2:48.768	63.33	14.731	09:35:32.202
2 -	1:45.563	53.294	2:38.857 (3)	67.28	4.820	09:38:11.059
3 -	1:44.853	52.524	2:37.377 (2)	67.91	3.340	09:40:48.436
4 -	1:42.646	51.391	2:34.037 (1)	69.38		09:43:22.473

P27 42 YPM_C Martin PEARSON		Yamaha TZR250 -				
IDEAL LAP TIME : 2:34.112		BEST LAP TIME : 2:34.112		DIFFERENCE : 0.000		
LAP	SECTOR 1	SECTOR 2	LAP TIME	MPH	DIFF	TIME OF DAY
1 -	1:48.435	52.564	2:40.999 (2)	66.38	6.887	09:35:10.824
2 -	1:42.698	51.414	2:34.112 (1)	69.35		09:37:44.936

P28 117 F400_S David PATERSON		Aprilia RS250 - The love of a good woman / JP racing				
IDEAL LAP TIME : 2:36.705		BEST LAP TIME : 2:36.999		DIFFERENCE : 0.294		
LAP	SECTOR 1	SECTOR 2	LAP TIME	MPH	DIFF	TIME OF DAY
1 -	1:52.559	54.804	2:47.363	63.86	10.364	09:35:31.562
2 -	1:45.842	53.235	2:39.077 (3)	67.18	2.078	09:38:10.639
3 -	1:45.082	51.917	2:36.999 (1)	68.07		09:40:47.638
4 -	1:44.788	52.337	2:37.125 (2)	68.02	0.126	09:43:24.763

P29 71 YPM_C Tess BICKERSTAFF		Yamaha TZR250 - Len Whalin				
IDEAL LAP TIME : 2:37.423		BEST LAP TIME : 2:37.423		DIFFERENCE : 0.000		
LAP	SECTOR 1	SECTOR 2	LAP TIME	MPH	DIFF	TIME OF DAY
1 -	1:47.140	52.633	2:39.773 (2)	66.89	2.350	09:35:11.616
2 -	1:45.252	52.171	2:37.423 (1)	67.89		09:37:49.039
3 -	1:46.734	53.374	2:40.108 (3)	66.75	2.685	09:40:29.147
4 -	1:49.212	53.708	2:42.920	65.60	5.497	09:43:12.067

P30 65 YPM_C Nigel TERRY		Yamaha TZR250 - NTrap Garage Doors				
IDEAL LAP TIME : 2:37.830		BEST LAP TIME : 2:38.852		DIFFERENCE : 1.022		
LAP	SECTOR 1	SECTOR 2	LAP TIME	MPH	DIFF	TIME OF DAY
1 -	1:49.377	52.202	2:41.579 (3)	66.14	2.727	09:35:21.647
2 -	1:45.989	53.954	2:39.943 (2)	66.82	1.091	09:38:01.590
3 -	1:51.211	55.087	2:46.298	64.27	7.446	09:40:47.888
4 -	1:45.628	53.224	2:38.852 (1)	67.28		09:43:26.740

P31 20 YPM_R Sara Sophie OSTERHOLZER		Yamaha TZR 250 -				
IDEAL LAP TIME : 2:45.485		BEST LAP TIME : 2:46.981		DIFFERENCE : 1.496		
LAP	SECTOR 1	SECTOR 2	LAP TIME	MPH	DIFF	TIME OF DAY
1 -	1:54.522	57.097	2:51.619	62.27	4.638	09:35:36.118
2 -	1:52.697	56.404	2:49.101 (3)	63.20	2.120	09:38:25.219
3 -	1:51.924	55.093	2:47.017 (2)	63.99	0.036	09:41:12.236
4 -	1:50.392	56.589	2:46.981 (1)	64.00		09:43:59.217

P32 100 YPM_R Alex NUNN		Yamaha TZR 250 - www.ypmrc.co.uk				
IDEAL LAP TIME : 2:56.192		BEST LAP TIME : 2:56.192		DIFFERENCE : 0.000		
LAP	SECTOR 1	SECTOR 2	LAP TIME	MPH	DIFF	TIME OF DAY
1 -	2:04.902	1:02.563	3:07.465	57.01	11.273	09:35:53.151
2 -	2:00.220	1:00.360	3:00.580 (3)	59.18	4.388	09:38:53.731
3 -	1:57.916	58.276	2:56.192 (1)	60.66		09:41:49.923
4 -	1:58.083	1:00.235	2:58.318 (2)	59.93	2.126	09:44:48.241

BMCRC - MRO Championships 2024 - Rnd 6 @ Snetterton 300

DFDS Yamaha Past Masters & BMCRC Formula 400

QUALIFYING - SECTOR ANALYSIS



SECTOR 1 = FL to I1, SECTOR 2 = I1 to FL, DIFF = Difference To Personal Best Lap, P = Crossed Finish Line in Pit Lane, D = Time Disallowed

P33	67	YPM_C	Mark BAILEY	Yamaha TZR - Elite Air conditioning Ltd. Hydroflow plumbing ltd		
IDEAL LAP TIME : 3:12.468		BEST LAP TIME : 3:12.468		DIFFERENCE : 0.000		
LAP	SECTOR 1	SECTOR 2	LAP TIME	MPH	DIFF	TIME OF DAY
1 -	2:06.613	1:05.855	3:12.468 (1)	55.53		09:35:55.562

BMCRC - MRO Championships 2024 - Rnd 6 @ Snetterton 300

DFDS Yamaha Past Masters & BMCRC Formula 400

QUALIFYING - BEST SECTORS

SECTOR 1				SECTOR 2		IDEAL / BEST COMPARISON						
POS	NO	NAME	TIME	NO	NAME	TIME	POS	NO	NAME	IDEAL	BEST	DIFF
1	35	WESTON	1:25.988	35	WESTON	42.231	1	35	WESTON	2:08.219	2:08.421	0.202
2	51	WHOLEY	1:27.535	51	WHOLEY	42.770	2	51	WHOLEY	2:10.305	2:10.305	0.000
3	45	MACKENZIE	1:27.666	8	BALL	43.083	3	45	MACKENZIE	2:10.985	2:11.086	0.101
4	8	BALL	1:28.868	45	MACKENZIE	43.319	4	8	BALL	2:11.951	2:12.538	0.587
5	55	MANSON-CHUBB	1:30.198	12	WATT	43.825	5	12	WATT	2:14.149	2:14.347	0.198
6	12	WATT	1:30.324	90	RAPA	44.266	6	55	MANSON-CHUBB	2:14.641	2:14.852	0.211
7	74	WHITBY	1:30.331	55	MANSON-CHUBB	44.443	7	90	RAPA	2:14.778	2:14.906	0.128
8	90	RAPA	1:30.512	81	SIMS	44.738	8	74	WHITBY	2:15.256	2:15.268	0.012
9	27	HAYWARD	1:30.744	26	LEE	44.751	9	27	HAYWARD	2:15.502	2:15.897	0.395
10	26	LEE	1:31.075	27	HAYWARD	44.758	10	26	LEE	2:15.826	2:16.098	0.272
11	81	SIMS	1:31.204	99	HOGAN	44.886	11	81	SIMS	2:15.942	2:16.625	0.683
12	161	LAYTON	1:31.315	74	WHITBY	44.925	12	99	HOGAN	2:16.763	2:17.045	0.282
13	70	BURSCOUGH	1:31.828	70	BURSCOUGH	44.986	13	70	BURSCOUGH	2:16.814	2:18.235	1.421
14	99	HOGAN	1:31.877	72	HAMILTON	45.952	14	161	LAYTON	2:17.442	2:17.566	0.124
15	60	GOUGH	1:32.976	60	GOUGH	46.031	15	60	GOUGH	2:19.007	2:19.224	0.217
16	9	PERRY	1:33.192	161	LAYTON	46.127	16	9	PERRY	2:19.451	2:20.321	0.870
17	72	HAMILTON	1:33.735	9	PERRY	46.259	17	72	HAMILTON	2:19.687	2:21.243	1.556
18	333	STUBBERFIELD	1:33.974	6	BUSHELL	46.399	18	6	BUSHELL	2:20.493	2:20.503	0.010
19	6	BUSHELL	1:34.094	34	NIELD	47.158	19	333	STUBBERFIELD	2:21.178	2:21.530	0.352
20	73	TURNER	1:35.894	333	STUBBERFIELD	47.204	20	34	NIELD	2:23.317	2:23.710	0.393
21	34	NIELD	1:36.159	73	TURNER	48.004	21	73	TURNER	2:23.898	2:24.005	0.107
22	64	DAVIS	1:36.950	64	DAVIS	48.163	22	64	DAVIS	2:25.113	2:25.739	0.626
23	46	MARSHALL	1:37.906	46	MARSHALL	48.333	23	46	MARSHALL	2:26.239	2:26.239	0.000
24	69	ELLERAY	1:39.334	69	ELLERAY	48.546	24	69	ELLERAY	2:27.880	2:27.880	0.000
25	57	BUCKHAM	1:41.835	57	BUCKHAM	50.985	25	57	BUCKHAM	2:32.820	2:33.022	0.202
26	84	ELLISON	1:42.646	84	ELLISON	51.391	26	84	ELLISON	2:34.037	2:34.037	0.000
27	42	PEARSON	1:42.698	42	PEARSON	51.414	27	42	PEARSON	2:34.112	2:34.112	0.000
28	117	PATERSON	1:44.788	117	PATERSON	51.917	28	117	PATERSON	2:36.705	2:36.999	0.294
29	71	BICKERSTAFF	1:45.252	71	BICKERSTAFF	52.171	29	71	BICKERSTAFF	2:37.423	2:37.423	0.000
30	65	TERRY	1:45.628	65	TERRY	52.202	30	65	TERRY	2:37.830	2:38.852	1.022
31	20	OSTERHOLZER	1:50.392	20	OSTERHOLZER	55.093	31	20	OSTERHOLZER	2:45.485	2:46.981	1.496
32	100	NUNN	1:57.916	100	NUNN	58.276	32	100	NUNN	2:56.192	2:56.192	0.000
33	67	BAILEY	2:06.613	67	BAILEY	1:05.855	33	67	BAILEY	3:12.468	3:12.468	0.000

BMCRC - MRO Championships 2024 - Rnd 6 @ Snetterton 300

DFDS Yamaha Past Masters & BMCRC Formula 400

QUALIFYING - STATISTICS

Competitors Started 33
Planned Start 2024-08-31 @ 09:26:00.000
Actual Start 2024-08-31 @ 09:32:12.232
Finish Time 2024-08-31 @ 09:42:09.513
Track Length 2.9689mi.
Total Laps 145
Total Distance Covered 430.4921mi.

Session Fastest Lap History

NO	CL	NAME	LAP TIME	TIME OF DAY	LAP	VEHICLE
45	F400_M	Marley MACKENZIE	2:16.660	09:34:39.830	1	Kawasaki NINJA
35	F400_M	Zack WESTON	2:12.823	09:34:41.529	1	Kawasaki ZX4RR
35	F400_M	Zack WESTON	2:08.573	09:36:50.101	2	Kawasaki ZX4RR
35	F400_M	Zack WESTON	2:08.421	09:38:58.522	3	Kawasaki ZX4RR

Flag History

TYPE	TIME OF DAY
GREEN	09:32:12.232
FINISH	09:42:09.513

Flag Statistics

TYPE	COUNT	TOTAL LAPS	TOTAL TIME
Green	1	5	12:40.282
Red	0	0	0.000
Safety Car	0	0	0.000
FCY	0	0	0.000

BMCRC - MRO Championships 2024 - Rnd 6 @ Snetterton 300

DFDS Yamaha Past Masters & BMCRC Formula 400

QUALIFYING - STATISTICS

CLASS : F400_M

4 Starters

Fastest Lap History

NO	NAME	LAP TIME	TIME OF DAY	LAP	VEHICLE
45	Marley MACKENZIE	2:16.660	09:34:39.830	1	Kawasaki NINJA
35	Zack WESTON	2:12.823	09:34:41.529	1	Kawasaki ZX4RR
35	Zack WESTON	2:08.573	09:36:50.101	2	Kawasaki ZX4RR
35	Zack WESTON	2:08.421	09:38:58.522	3	Kawasaki ZX4RR

BMCRC - MRO Championships 2024 - Rnd 6 @ Snetterton 300

DFDS Yamaha Past Masters & BMCRC Formula 400

QUALIFYING - STATISTICS

CLASS : F400_R

1 Starters

Fastest Lap History

NO	NAME	LAP TIME	TIME OF DAY	LAP	VEHICLE
81	Ollie SIMS	2:24.688	09:34:49.194	1	Kawasaki NINJA 400
81	Ollie SIMS	2:17.529	09:37:06.723	2	Kawasaki NINJA 400
81	Ollie SIMS	2:17.030	09:39:23.754	3	Kawasaki NINJA 400
81	Ollie SIMS	2:16.965	09:41:40.718	4	Kawasaki NINJA 400
81	Ollie SIMS	2:16.625	09:43:57.344	5	Kawasaki NINJA 400

BMCRC - MRO Championships 2024 - Rnd 6 @ Snetterton 300

DFDS Yamaha Past Masters & BMCRC Formula 400

QUALIFYING - STATISTICS

CLASS : F400_S

4 Starters

Fastest Lap History

NO	NAME	LAP TIME	TIME OF DAY	LAP	VEHICLE
90	Steve RAPA	2:20.007	09:34:44.559	1	Honda RVF400
12	Kade WATT	2:19.882	09:34:46.062	1	Kawasaki NINJA 400
90	Steve RAPA	2:15.735	09:37:00.294	2	Honda RVF400
12	Kade WATT	2:14.506	09:37:00.569	2	Kawasaki NINJA 400
12	Kade WATT	2:14.347	09:39:14.916	3	Kawasaki NINJA 400

BMCRC - MRO Championships 2024 - Rnd 6 @ Snetterton 300

DFDS Yamaha Past Masters & BMCRC Formula 400

QUALIFYING - STATISTICS

CLASS : F400_S/R

1 Starters

Fastest Lap History

NO	NAME	LAP TIME	TIME OF DAY	LAP	VEHICLE
55	Magnus MANSON-CHUBB	2:27.649	09:34:55.137	1	Kawasaki ZXR400L
55	Magnus MANSON-CHUBB	2:17.730	09:37:12.868	2	Kawasaki ZXR400L
55	Magnus MANSON-CHUBB	2:17.496	09:39:30.362	3	Kawasaki ZXR400L
55	Magnus MANSON-CHUBB	2:14.852	09:41:45.215	4	Kawasaki ZXR400L

BMCRC - MRO Championships 2024 - Rnd 6 @ Snetterton 300

DFDS Yamaha Past Masters & BMCRC Formula 400

QUALIFYING - STATISTICS

CLASS : YPM

7 Starters

Fastest Lap History

NO	NAME	LAP TIME	TIME OF DAY	LAP	VEHICLE
8	David BALL	2:17.577	09:34:42.807	1	Yamaha TZR250
8	David BALL	2:13.230	09:36:56.038	2	Yamaha TZR250
51	Kevin WHOLEY	2:12.175	09:37:01.041	2	Yamaha TZR
51	Kevin WHOLEY	2:11.465	09:39:12.507	3	Yamaha TZR
51	Kevin WHOLEY	2:11.259	09:41:23.767	4	Yamaha TZR
51	Kevin WHOLEY	2:10.305	09:43:34.071	5	Yamaha TZR

BMCRC - MRO Championships 2024 - Rnd 6 @ Snetterton 300

DFDS Yamaha Past Masters & BMCRC Formula 400

QUALIFYING - STATISTICS

CLASS : YPM_C

11 Starters

Fastest Lap History

NO	NAME	LAP TIME	TIME OF DAY	LAP	VEHICLE
60	Danny GOUGH	2:27.051	09:34:51.361	1	Yamaha TZR 250
60	Danny GOUGH	2:19.224	09:37:10.586	2	Yamaha TZR 250

BMCRC - MRO Championships 2024 - Rnd 6 @ Snetterton 300

DFDS Yamaha Past Masters & BMCRC Formula 400

QUALIFYING - STATISTICS

CLASS : YPM_R

5 Starters

Fastest Lap History

NO	NAME	LAP TIME	TIME OF DAY	LAP	VEHICLE
34	Paul NIELD	2:35.476	09:35:00.984	1	Yamaha TZR250
64	Iain DAVIS	2:33.743	09:35:14.520	1	Yamaha TZR 2MA
34	Paul NIELD	2:24.678	09:37:25.661	2	Yamaha TZR250
34	Paul NIELD	2:23.710	09:42:14.099	4	Yamaha TZR250

BMCRC - MRO Championships 2024 - Rnd 6 @ Snetterton 300

DFDS Yamaha Past Masters & BMCRC Formula 400

RACE 3 - GRID (5 Laps)



ROW 13	39		38	5	Lilly RHODES	37	117	David PATERSON	2:36.999			
ROW 12	36	57	Richard BUCKHAM	2:33.022	35	9	Kobe PERRY	2:20.321	34	161	Aleisha LAYTON	2:17.566
ROW 11	33	81	Ollie SIMS	2:16.625	32	90	Steve RAPA	2:14.906	31	55	Magnus MANSON-CHUBB	2:14.852
ROW 10	30	12	Kade WATT	2:14.347	29	45	Marley MACKENZIE	2:11.086	28	35	Zack WESTON	2:08.421
ROW 9	27				26				25			
ROW 8	24	162	Darren COOPER	3:12.468	23	67	Mark BAILEY	2:56.192	22	100	Alex NUNN	
ROW 7	21	20	Sara Sophie OSTERHOLZER	2:46.981	20	65	Nigel TERRY	2:38.852	19	71	Tess BICKERSTAFF	2:37.423
ROW 6	18	42	Martin PEARSON	2:34.112	17	84	Bert ELLISON	2:34.037	16	69	Mark ELLERAY	2:27.880
ROW 5	15	46	Kevin MARSHALL	2:26.239	14	64	Iain DAVIS	2:25.739	13	73	Colvin TURNER	2:24.005
ROW 4	12	34	Paul NIELD	2:23.710	11	333	Mark STUBBERFIELD	2:21.530	10	72	John HAMILTON	2:21.243
ROW 3	9	6	Alan BUSHELL	2:20.503	8	60	Danny GOUGH	2:19.224	7	70	Andrew BURSCOUGH	2:18.235
ROW 2	6	99	Calvin HOGAN	2:17.045	5	26	Damian LEE	2:16.098	4	27	Richard HAYWARD	2:15.897
ROW 1	3	74	Paul WHITBY	2:15.268	2	8	David BALL	2:12.538	1	51	Kevin WHOLEY	2:10.305

Pole



These results are provisional until the conclusion of any judicial and technical matters.

Snetterton 300: 2.9689 miles

Clerk Of Course:	Stewards:	Timekeeper:	<i>Craig Smith</i>	
------------------	-----------	-------------	--------------------	--

Results can be found at www.tsl-timing.com

Printed - 09:47 Saturday, 31 August 2024



BMCRC - MRO Championships 2024 - Rnd 6 @ Snetterton 300

DFDS Yamaha Past Masters & BMCRC Formula 400

RACE 3 - CLASSIFICATION

Race Distance: 3 Laps / 8.90 miles



POS	NO	CL	PIC	NAME	ENTRY	LAPS	TIME	GAP	DIFF	MPH	BEST	ON	GRD	↑↓
1	51	YPM	1	Kevin WHOLEY	Yamaha TZR - Twistgrip Motorcycles	3	6:46.318			78.91	2:13.146	2	1	0
2	74	YPM	2	Paul WHITBY	Yamaha TZR 250 - Greybridge Ltd	3	6:52.151	5.833	5.833	77.79	2:14.682	3	3	1
3	70	YPM	3	Andrew BURSCOUGH	Yamaha YPVS 350 - Mad biker designs/Martitanium	3	6:59.089	12.771	6.938	76.50	2:16.001	3	7	4
4	26	YPM	4	Damian LEE	Yamaha TZR250 - Leed Autos	3	7:02.908	16.590	3.819	75.81	2:15.835	3	5	1
5	99	YPM	5	Calvin HOGAN	Yamaha TZR 250 - F.G Racing	3	7:03.364	17.046	0.456	75.73	2:17.541	3	6	1
6	6	YPM_C	1	Alan BUSHELL	Yamaha TZR 250 - Moonraker motorcycles	3	7:06.876	20.558	3.512	75.11	2:18.891	3	9	3
7	333	YPM_C	2	Mark STUBBERFIELD	Yamaha TZR250 - Polished concrete London	3	7:07.173	20.855	0.297	75.06	2:18.202	3	11	4
8	60	YPM_C	3	Danny GOUGH	Yamaha TZR 250 - G Force Motorcycles	3	7:07.737	21.419	0.564	74.96	2:19.390	2	8	0
9	72	YPM_C	4	John HAMILTON	Yamaha TRZ250 - LW Racing	3	7:08.332	22.014	0.595	74.85	2:19.563	3	10	1
10	34	YPM_R	1	Paul NIELD	Yamaha TZR250 -	3	7:15.187	28.869	6.855	73.67	2:22.569	2	12	2
11	64	YPM_R	2	Iain DAVIS	Yamaha TZR 2MA -	3	7:22.477	36.159	7.290	72.46	2:24.019	2	14	3
12	73	YPM_C	5	Colvin TURNER	Yamaha TZR250 -	3	7:22.545	36.227	0.068	72.45	2:24.749	2	13	1
13	46	YPM_C	6	Kevin MARSHALL	Yamaha TZR250 - Stacey Processing	3	7:26.380	40.062	3.835	71.83	2:24.883	3	15	2
14	42	YPM_C	7	Martin PEARSON	Yamaha TZR250 -	3	7:38.048	51.730	11.668	70.00	2:28.656	3	18	4
15	67	YPM_C	8	Mark BAILEY	Yamaha TZR - Elite Air conditioning Ltd. Hydroflow plumbing	3	7:38.747	52.429	0.699	69.89	2:29.094	3	23	8
16	69	YPM_C	9	Mark ELLERAY	Yamaha TZR250 - Abbot Solutions Ltd	3	7:38.771	52.453	0.024	69.89	2:28.340	2	16	0
17	35	F400_M	1	Zack WESTON	Kawasaki ZX4RR - NW Racing	3	7:47.415	1:01.097	8.644	68.59	2:08.611	3	25	8
18	45	F400_M	2	Marley MACKENZIE	Kawasaki NINJA - Kirkcaldy Kawasaki, ELP	3	7:52.115	1:05.797	4.700	67.91	2:10.915	2	26	8
19	71	YPM_C	10	Tess BICKERSTAFF	Yamaha TZR250 - Len Whalin	3	7:55.590	1:09.272	3.475	67.41	2:34.295	3	19	0
20	65	YPM_C	11	Nigel TERRY	Yamaha TZR250 - NTrap Garage Doors	2	5:14.976	1 Lap	1 Lap	67.86	2:33.832	2	20	0
21	90	F400_S	1	Steve RAPA	Honda RVF400 - My Own Fair Hands	2	5:47.223	1 Lap	32.247	61.56	2:14.168	2	29	8
22	12	F400_S	2	Kade WATT	Kawasaki NINJA 400 - 3D Racing	2	5:49.179	1 Lap	1.956	61.21	2:15.188	2	27	5
23	161	F400_M	3	Aleisha LAYTON	Kawasaki NINJA 400 -	2	5:52.592	1 Lap	3.413	60.62	2:16.545	2	31	8
24	55	F400_S/R	1	Magnus MANSON-CHUBB	Kawasaki ZXR400L -	2	5:55.566	1 Lap	2.974	60.11	2:18.229	2	28	4
25	9	F400_M	4	Kobe PERRY	Kawasaki NINJA -	2	5:56.397	1 Lap	0.831	59.97	2:17.885	2	32	7
26	81	F400_R	1	Ollie SIMS	Kawasaki NINJA 400 - Motorbodies Weston Ltd	2	5:56.438	1 Lap	0.041	59.97	2:18.328	2	30	4
27	100	YPM_R	3	Alex NUNN	Yamaha TZR 250 - www.ypmrc.co.uk	2	6:04.468	1 Lap	8.030	58.65	3:00.101	2	22	-5
28	5	F400_R	2	Lilly RHODES	Kawasaki NINJA - Family	2	6:11.137	1 Lap	6.669	57.59	2:27.293	2	35	7
29	57	F400_S	3	Richard BUCKHAM	Kawasaki NINJA 400 -	2	6:26.689	1 Lap	15.552	55.27	2:33.790	2	33	4
30	117	F400_S	4	David PATERSON	Aprilia RS250 - The love of a good woman / JP racing	2	6:38.989	1 Lap	12.300	53.57	2:39.374	2	34	4

NOT CLASSIFIED

DNF	84*	YPM_R		Bert ELLISON	Yamaha TZR250 - Ma n pa prentice	2	5:07.728	1 Lap		69.46	2:28.595	2	17	
DNF	8	YPM		David BALL	Yamaha TZR250 - Gardiner Page and Roe pension consult	1	2:18.291	2 Laps	1 Lap	77.28			2	
DNF	20	YPM_R		Sara Sophie OSTERHOLZER	Yamaha TZR 250 -	1	2:46.557	2 Laps	28.266	64.17			21	
DNF	27	YPM		Richard HAYWARD	Yamaha TZR - BC vehicle repairs/ Snap on Tools	0							4	

FASTEST LAP

35	F400_M	Zack WESTON	Kawasaki ZX4RR - NW Racing	3	2:08.611	83.10 mph	133.74 kph
51	YPM	Kevin WHOLEY	Yamaha TZR - Twistgrip Motorcycles	2	2:13.146	80.27 mph	129.18 kph
90	F400_S	Steve RAPA	Honda RVF400 - My Own Fair Hands	2	2:14.168	79.66 mph	128.20 kph
333	YPM_C	Mark STUBBERFIELD	Yamaha TZR250 - Polished concrete London	3	2:18.202	77.33 mph	124.46 kph
55	F400_S/R	Magnus MANSON-CHUBB	Kawasaki ZXR400L -	2	2:18.229	77.32 mph	124.43 kph
81	F400_R	Ollie SIMS	Kawasaki NINJA 400 - Motorbodies Weston Ltd	2	2:18.328	77.26 mph	124.34 kph
34	YPM_R	Paul NIELD	Yamaha TZR250 -	2	2:22.569	74.96 mph	120.64 kph

Comments:

* No 84 - Please fit a working transponder
Class YPM - 92.5% of Race Speed = 72.99 mph
Class YPM_C - 92.5% of Race Speed = 69.47 mph
Class YPM_R - 92.5% of Race Speed = 68.14 mph
Class F400_M - 92.5% of Race Speed = 63.44 mph
Class F400_S - 92.5% of Race Speed = 56.94 mph
Class F400_S/R - 92.5% of Race Speed = 55.60 mph
Class F400_R - 92.5% of Race Speed = 55.47 mph

Red Flag (end of session): 12:19

Weather / Track : Cloudy / Dry

These results are provisional until the conclusion of any judicial and technical matters.

Date: 31/08/2024 Start: 12:11 Finish: 12:18

Snetterton 300: 2.9689 miles

Clerk Of Course:

Stewards:

Timekeeper:

Craig Smith



BMCRC - MRO Championships 2024 - Rnd 6 @ Snetterton 300

DFDS Yamaha Past Masters & BMCRC Formula 400

RACE 3 - LAP CHART

LAP 1 @ 12:14:04.877			LAP 2 @ 12:16:18.099			LAP 3 @ 12:18:32.904		
NO	BEHIND	LAP TIME	NO	BEHIND	LAP TIME	NO	BEHIND	LAP TIME
8		2:18.291	51		2:13.146	51		2:14.805
51	0.076	2:18.367	74	5.956	2:16.444	74	5.833	2:14.682
74	2.734	2:21.025	70	11.575	2:16.290	70	12.771	2:16.001
70	8.507	2:26.798	99	14.310	2:18.372	26	16.590	2:15.835
99	9.160	2:27.451	26	15.560	2:16.834	99	17.046	2:17.541
6	10.028	2:28.319	6	16.472	2:19.666	6	20.558	2:18.891
72	10.399	2:28.690	60	16.802	2:19.390	333	20.855	2:18.202
60	10.634	2:28.925	72	17.256	2:20.079	60	21.419	2:19.422
34	11.719	2:30.010	333	17.458	2:18.642	72	22.014	2:19.563
26	11.948	2:30.239	34	21.066	2:22.569	34	28.869	2:22.608
333	12.038	2:30.329	73	24.814	2:24.749	64	36.159	2:24.125
73	13.287	2:31.578	64	26.839	2:24.019	73	36.227	2:26.218
64	16.042	2:34.333	46	29.984	2:27.083	46	40.062	2:24.883
46	16.123	2:34.414	84	36.215	2:28.595	42	51.730	2:28.656
84	20.842	2:39.133	69	36.287	2:28.340	67	52.429	2:29.094
69	21.169	2:39.460	42	37.879	2:29.846	69	52.453	2:30.971
42	21.255	2:39.546	67	38.140	2:29.473	35	1:01.097	2:08.611
67	21.889	2:40.180	65	43.463	2:33.832	45	1:05.797	2:11.052
65	22.853	2:41.144	71	49.782	2:36.615	71	1:09.272	2:34.295
71	26.389	2:44.680	35	1:07.291	2:10.976			
20	28.266	2:46.557	45	1:09.550	2:10.915			
100	46.076	3:04.367	90	1:15.710	2:14.168			
35	1:09.537	3:27.828	12	1:17.666	2:15.188			
45	1:11.857	3:30.148	161	1:21.079	2:16.545			
90	1:14.764	3:33.055	55	1:24.053	2:18.229			
12	1:15.700	3:33.991	9	1:24.884	2:17.885			
161	1:17.756	3:36.047	81	1:24.925	2:18.328			
55	1:19.046	3:37.337	100	1:32.955	3:00.101			
81	1:19.819	3:38.110	5	1:39.624	2:27.293			
9	1:20.221	3:38.512	57	1:55.176	2:33.790			
5	1:25.553	3:43.844	117	2:07.476	2:39.374			
57	1:34.608	3:52.899						
117	1:41.324	3:59.615						

BMCRC - MRO Championships 2024 - Rnd 6 @ Snetterton 300

DFDS Yamaha Past Masters & BMCRC Formula 400

RACE 3 - POSITION CHART

No	Name	Lap Pos	←	↻	→
51	WHOLEY	1	8	51	51
8	BALL	2	51	74	74
74	WHITBY	3	74	70	70
27	HAYWARD	4	70	99	26
26	LEE	5	99	26	99
99	HOGAN	6	6	6	6
70	BURSCOUGH	7	72	60	333
60	GOUGH	8	60	72	60
6	BUSHELL	9	34	333	72
72	HAMILTON	10	26	34	34
333	STUBBERFIELD	11	333	73	64
34	NIELD	12	73	64	73
73	TURNER	13	64	46	46
64	DAVIS	14	46	84	42
46	MARSHALL	15	84	69	67
69	ELLERAY	16	69	42	69
84	ELLISON	17	42	67	35
42	PEARSON	18	67	65	45
71	BICKERSTAFF	19	65	71	71
65	TERRY	20	71	35	
20	OSTERHOLZER	21	20	45	
100	NUNN	22	100	90	
67	BAILEY	23	35	12	
35	WESTON	24	45	161	
45	MACKENZIE	25	90	55	
12	WATT	26	12	9	
55	MANSON-CHUBB	27	161	81	
90	RAPA	28	55	100	
81	SIMS	29	81	5	
161	LAYTON	30	9	57	
9	PERRY	31	5	117	
57	BUCKHAM	32	57		
117	PATERSON	33	117		
5	RHODES	34			

BMCRC - MRO Championships 2024 - Rnd 6 @ Snetterton 300

DFDS Yamaha Past Masters & BMCRC Formula 400

RACE 3 - SECTOR ANALYSIS



SECTOR 1 = FL to I1, SECTOR 2 = I1 to FL, DIFF = Difference To Personal Best Lap, P = Crossed Finish Line in Pit Lane, D = Time Disallowed

P1	51 YPM	Kevin WHOLEY	Yamaha TZR - Twistgrip Motorcycles			
IDEAL LAP TIME : 2:12.625		BEST LAP TIME : 2:13.146		DIFFERENCE : 0.521		
LAP	SECTOR 1	SECTOR 2	LAP TIME	MPH	DIFF	TIME OF DAY
1 -		43.182	2:18.367	77.24	5.221	12:14:04.953
2 -	1:29.443	43.703	2:13.146 (1)	80.27		12:16:18.099
3 -	1:30.962	43.843	2:14.805 (2)	79.28	1.659	12:18:32.904
P2	74 YPM	Paul WHITBY	Yamaha TZR 250 - Greybridge Ltd			
IDEAL LAP TIME : 2:14.574		BEST LAP TIME : 2:14.682		DIFFERENCE : 0.108		
LAP	SECTOR 1	SECTOR 2	LAP TIME	MPH	DIFF	TIME OF DAY
1 -		44.134	2:21.025	75.78	6.343	12:14:07.611
2 -	1:31.922	44.522	2:16.444 (2)	78.33	1.762	12:16:24.055
3 -	1:30.440	44.242	2:14.682 (1)	79.35		12:18:38.737
P3	70 YPM	Andrew BURSCOUGH	Yamaha YPVS 350 - Mad biker designs/Martitanium			
IDEAL LAP TIME : 2:15.986		BEST LAP TIME : 2:16.001		DIFFERENCE : 0.015		
LAP	SECTOR 1	SECTOR 2	LAP TIME	MPH	DIFF	TIME OF DAY
1 -		46.794	2:26.798	72.80	10.797	12:14:13.384
2 -	1:31.036	45.254	2:16.290 (2)	78.42	0.289	12:16:29.674
3 -	1:30.732	45.269	2:16.001 (1)	78.58		12:18:45.675
P4	26 YPM	Damian LEE	Yamaha TZR250 - Leed Autos			
IDEAL LAP TIME : 2:15.835		BEST LAP TIME : 2:15.835		DIFFERENCE : 0.000		
LAP	SECTOR 1	SECTOR 2	LAP TIME	MPH	DIFF	TIME OF DAY
1 -		45.350	2:30.239	71.14	14.404	12:14:16.825
2 -	1:31.609	45.225	2:16.834 (2)	78.10	0.999	12:16:33.659
3 -	1:30.781	45.054	2:15.835 (1)	78.68		12:18:49.494
P5	99 YPM	Calvin HOGAN	Yamaha TZR 250 - F.G Racing			
IDEAL LAP TIME : 2:17.541		BEST LAP TIME : 2:17.541		DIFFERENCE : 0.000		
LAP	SECTOR 1	SECTOR 2	LAP TIME	MPH	DIFF	TIME OF DAY
1 -		45.630	2:27.451	72.48	9.910	12:14:14.037
2 -	1:33.140	45.232	2:18.372 (2)	77.24	0.831	12:16:32.409
3 -	1:32.879	44.662	2:17.541 (1)	77.70		12:18:49.950
P6	6 YPM_C	Alan BUSHELL	Yamaha TZR 250 - Moonraker motorcycles			
IDEAL LAP TIME : 2:18.859		BEST LAP TIME : 2:18.891		DIFFERENCE : 0.032		
LAP	SECTOR 1	SECTOR 2	LAP TIME	MPH	DIFF	TIME OF DAY
1 -		46.585	2:28.319	72.06	9.428	12:14:14.905
2 -	1:33.293	46.373	2:19.666 (2)	76.52	0.775	12:16:34.571
3 -	1:33.325	45.566	2:18.891 (1)	76.95		12:18:53.462
P7	333 YPM_C	Mark STUBBERFIELD	Yamaha TZR250 - Polished concrete London			
IDEAL LAP TIME : 2:18.202		BEST LAP TIME : 2:18.202		DIFFERENCE : 0.000		
LAP	SECTOR 1	SECTOR 2	LAP TIME	MPH	DIFF	TIME OF DAY
1 -		46.600	2:30.329	71.09	12.127	12:14:16.915
2 -	1:32.603	46.039	2:18.642 (2)	77.09	0.440	12:16:35.557
3 -	1:32.510	45.692	2:18.202 (1)	77.33		12:18:53.759
P8	60 YPM_C	Danny GOUGH	Yamaha TZR 250 - G Force Motorcycles			
IDEAL LAP TIME : 2:18.471		BEST LAP TIME : 2:19.390		DIFFERENCE : 0.919		
LAP	SECTOR 1	SECTOR 2	LAP TIME	MPH	DIFF	TIME OF DAY
1 -		46.668	2:28.925	71.76	9.535	12:14:15.511
2 -	1:33.162	46.228	2:19.390 (1)	76.67		12:16:34.901
3 -	1:34.113	45.309	2:19.422 (2)	76.65	0.032	12:18:54.323

BMCRC - MRO Championships 2024 - Rnd 6 @ Snetterton 300

DFDS Yamaha Past Masters & BMCRC Formula 400

RACE 3 - SECTOR ANALYSIS



SECTOR 1 = FL to I1, SECTOR 2 = I1 to FL, DIFF = Difference To Personal Best Lap, P = Crossed Finish Line in Pit Lane, D = Time Disallowed

P9	72 YPM_C	John HAMILTON	Yamaha TRZ250 - LW Racing			
IDEAL LAP TIME : 2:19.406		BEST LAP TIME : 2:19.563		DIFFERENCE : 0.157		
LAP	SECTOR 1	SECTOR 2	LAP TIME	MPH	DIFF	TIME OF DAY
1 -		46.914	2:28.690	71.88	9.127	12:14:15.276
2 -	1:33.566	46.513	2:20.079 (2)	76.30	0.516	12:16:35.355
3 -	1:33.723	45.840	2:19.563 (1)	76.58		12:18:54.918
P10	34 YPM_R	Paul NIELD	Yamaha TZR250 -			
IDEAL LAP TIME : 2:22.239		BEST LAP TIME : 2:22.569		DIFFERENCE : 0.330		
LAP	SECTOR 1	SECTOR 2	LAP TIME	MPH	DIFF	TIME OF DAY
1 -		46.412	2:30.010	71.24	7.441	12:14:16.596
2 -	1:35.827	46.742	2:22.569 (1)	74.96		12:16:39.165
3 -	1:35.879	46.729	2:22.608 (2)	74.94	0.039	12:19:01.773
P11	64 YPM_R	Iain DAVIS	Yamaha TZR 2MA -			
IDEAL LAP TIME : 2:23.445		BEST LAP TIME : 2:24.019		DIFFERENCE : 0.574		
LAP	SECTOR 1	SECTOR 2	LAP TIME	MPH	DIFF	TIME OF DAY
1 -		47.300	2:34.333	69.25	10.314	12:14:20.919
2 -	1:36.394	47.625	2:24.019 (1)	74.21		12:16:44.938
3 -	1:36.145	47.980	2:24.125 (2)	74.15	0.106	12:19:09.063
P12	73 YPM_C	Colvin TURNER	Yamaha TZR250 -			
IDEAL LAP TIME : 2:23.647		BEST LAP TIME : 2:24.749		DIFFERENCE : 1.102		
LAP	SECTOR 1	SECTOR 2	LAP TIME	MPH	DIFF	TIME OF DAY
1 -		47.726	2:31.578	70.51	6.829	12:14:18.164
2 -	1:35.921	48.828	2:24.749 (1)	73.83		12:16:42.913
3 -	1:37.434	48.784	2:26.218 (2)	73.09	1.469	12:19:09.131
P13	46 YPM_C	Kevin MARSHALL	Yamaha TZR250 - Stacey Processing			
IDEAL LAP TIME : 2:24.883		BEST LAP TIME : 2:24.883		DIFFERENCE : 0.000		
LAP	SECTOR 1	SECTOR 2	LAP TIME	MPH	DIFF	TIME OF DAY
1 -		48.391	2:34.414	69.21	9.531	12:14:21.000
2 -	1:38.530	48.553	2:27.083 (2)	72.66	2.200	12:16:48.083
3 -	1:36.746	48.137	2:24.883 (1)	73.77		12:19:12.966
P14	42 YPM_C	Martin PEARSON	Yamaha TZR250 -			
IDEAL LAP TIME : 2:28.656		BEST LAP TIME : 2:28.656		DIFFERENCE : 0.000		
LAP	SECTOR 1	SECTOR 2	LAP TIME	MPH	DIFF	TIME OF DAY
1 -		50.333	2:39.546	66.99	10.890	12:14:26.132
2 -	1:40.021	49.825	2:29.846 (2)	71.32	1.190	12:16:55.978
3 -	1:39.045	49.611	2:28.656 (1)	71.89		12:19:24.634
P15	67 YPM_C	Mark BAILEY	Yamaha TZR - Elite Air conditioning Ltd. Hydroflow plumbing ltd			
IDEAL LAP TIME : 2:28.492		BEST LAP TIME : 2:29.094		DIFFERENCE : 0.602		
LAP	SECTOR 1	SECTOR 2	LAP TIME	MPH	DIFF	TIME OF DAY
1 -		50.622	2:40.180	66.72	11.086	12:14:26.766
2 -	1:39.479	49.994	2:29.473 (2)	71.50	0.379	12:16:56.239
3 -	1:38.498	50.596	2:29.094 (1)	71.68		12:19:25.333
P16	69 YPM_C	Mark ELLERAY	Yamaha TZR250 - Abbot Solutions Ltd			
IDEAL LAP TIME : 2:28.340		BEST LAP TIME : 2:28.340		DIFFERENCE : 0.000		
LAP	SECTOR 1	SECTOR 2	LAP TIME	MPH	DIFF	TIME OF DAY
1 -		49.520	2:39.460	67.02	11.120	12:14:26.046
2 -	1:39.623	48.717	2:28.340 (1)	72.05		12:16:54.386
3 -	1:41.116	49.855	2:30.971 (2)	70.79	2.631	12:19:25.357

BMCRC - MRO Championships 2024 - Rnd 6 @ Snetterton 300

DFDS Yamaha Past Masters & BMCRC Formula 400

RACE 3 - SECTOR ANALYSIS



SECTOR 1 = FL to I1, SECTOR 2 = I1 to FL, DIFF = Difference To Personal Best Lap, P = Crossed Finish Line in Pit Lane, D = Time Disallowed

P17 35 F400_M Zack WESTON		Kawasaki ZX4RR - NW Racing				
IDEAL LAP TIME : 2:08.578		BEST LAP TIME : 2:08.611		DIFFERENCE : 0.033		
LAP	SECTOR 1	SECTOR 2	LAP TIME	MPH	DIFF	TIME OF DAY
1 -		42.486	3:27.828	51.42	1:19.217	12:15:14.414
2 -	1:28.435	42.541	2:10.976 (2)	81.60	2.365	12:17:25.390
3 -	1:26.092	42.519	2:08.611 (1)	83.10		12:19:34.001
P18 45 F400_M Marley MACKENZIE		Kawasaki NINJA - Kirkcaldy Kawasaki, ELPM				
IDEAL LAP TIME : 2:10.043		BEST LAP TIME : 2:10.915		DIFFERENCE : 0.872		
LAP	SECTOR 1	SECTOR 2	LAP TIME	MPH	DIFF	TIME OF DAY
1 -		43.000	3:30.148	50.85	1:19.233	12:15:16.734
2 -	1:27.935	42.980	2:10.915 (1)	81.64		12:17:27.649
3 -	1:27.063	43.989	2:11.052 (2)	81.55	0.137	12:19:38.701
P19 71 YPM_C Tess BICKERSTAFF		Yamaha TZR250 - Len Whalin				
IDEAL LAP TIME : 2:34.295		BEST LAP TIME : 2:34.295		DIFFERENCE : 0.000		
LAP	SECTOR 1	SECTOR 2	LAP TIME	MPH	DIFF	TIME OF DAY
1 -		51.403	2:44.680	64.90	10.385	12:14:31.266
2 -	1:44.593	52.022	2:36.615 (2)	68.24	2.320	12:17:07.881
3 -	1:43.288	51.007	2:34.295 (1)	69.27		12:19:42.176
P20 65 YPM_C Nigel TERRY		Yamaha TZR250 - NTrap Garage Doors				
IDEAL LAP TIME : 2:32.671		BEST LAP TIME : 2:33.832		DIFFERENCE : 1.161		
LAP	SECTOR 1	SECTOR 2	LAP TIME	MPH	DIFF	TIME OF DAY
1 -		49.976	2:41.144	66.32	7.312	12:14:27.730
2 -	1:42.695	51.137	2:33.832 (1)	69.47		12:17:01.562
P21 90 F400_S Steve RAPA		Honda RVF400 - My Own Fair Hands				
IDEAL LAP TIME : 2:13.869		BEST LAP TIME : 2:14.168		DIFFERENCE : 0.299		
LAP	SECTOR 1	SECTOR 2	LAP TIME	MPH	DIFF	TIME OF DAY
1 -		43.896	3:33.055	50.16	1:18.887	12:15:19.641
2 -	1:29.973	44.195	2:14.168 (1)	79.66		12:17:33.809
P22 12 F400_S Kade WATT		Kawasaki NINJA 400 - 3D Racing				
IDEAL LAP TIME : 2:15.033		BEST LAP TIME : 2:15.188		DIFFERENCE : 0.155		
LAP	SECTOR 1	SECTOR 2	LAP TIME	MPH	DIFF	TIME OF DAY
1 -		44.712	3:33.991	49.94	1:18.803	12:15:20.577
2 -	1:30.890	44.298	2:15.188 (1)	79.06		12:17:35.765
P23 161 F400_M Aleisha LAYTON		Kawasaki NINJA 400 -				
IDEAL LAP TIME : 2:15.952		BEST LAP TIME : 2:16.545		DIFFERENCE : 0.593		
LAP	SECTOR 1	SECTOR 2	LAP TIME	MPH	DIFF	TIME OF DAY
1 -		45.327	3:36.047	49.47	1:19.502	12:15:22.633
2 -	1:31.007	45.538	2:16.545 (1)	78.27		12:17:39.178
P24 55 F400_S/F Magnus MANSON-CHUBB		Kawasaki ZXR400L -				
IDEAL LAP TIME : 2:17.966		BEST LAP TIME : 2:18.229		DIFFERENCE : 0.263		
LAP	SECTOR 1	SECTOR 2	LAP TIME	MPH	DIFF	TIME OF DAY
1 -		45.463	3:37.337	49.17	1:19.108	12:15:23.923
2 -	1:32.503	45.726	2:18.229 (1)	77.32		12:17:42.152

BMCRC - MRO Championships 2024 - Rnd 6 @ Snetterton 300

DFDS Yamaha Past Masters & BMCRC Formula 400

RACE 3 - SECTOR ANALYSIS



SECTOR 1 = FL to I1, SECTOR 2 = I1 to FL, DIFF = Difference To Personal Best Lap, P = Crossed Finish Line in Pit Lane, D = Time Disallowed

P25	9 F400_M	Kobe PERRY	Kawasaki NINJA -			
IDEAL LAP TIME : 2:17.885		BEST LAP TIME : 2:17.885		DIFFERENCE : 0.000		
LAP	SECTOR 1	SECTOR 2	LAP TIME	MPH	DIFF	TIME OF DAY
1 -		45.818	3:38.512	48.91	1:20.627	12:15:25.098
2 -	1:32.292	45.593	2:17.885 (1)	77.51		12:17:42.983
P26	81 F400_R	Ollie SIMS	Kawasaki NINJA 400 - Motorbodies Weston ltd			
IDEAL LAP TIME : 2:17.636		BEST LAP TIME : 2:18.328		DIFFERENCE : 0.692		
LAP	SECTOR 1	SECTOR 2	LAP TIME	MPH	DIFF	TIME OF DAY
1 -		45.288	3:38.110	49.00	1:19.782	12:15:24.696
2 -	1:32.663	45.665	2:18.328 (1)	77.26		12:17:43.024
P27	100 YPM_R	Alex NUNN	Yamaha TZR 250 - www.ypmrc.co.uk			
IDEAL LAP TIME : 2:58.987		BEST LAP TIME : 3:00.101		DIFFERENCE : 1.114		
LAP	SECTOR 1	SECTOR 2	LAP TIME	MPH	DIFF	TIME OF DAY
1 -		59.484	3:04.367	57.97	4.266	12:14:50.953
2 -	2:00.883	59.218	3:00.101 (1)	59.34		12:17:51.054
P28	5 F400_R	Lilly RHODES	Kawasaki NINJA - Family			
IDEAL LAP TIME : 2:26.215		BEST LAP TIME : 2:27.293		DIFFERENCE : 1.078		
LAP	SECTOR 1	SECTOR 2	LAP TIME	MPH	DIFF	TIME OF DAY
1 -		48.127	3:43.844	47.74	1:16.551	12:15:30.430
2 -	1:38.088	49.205	2:27.293 (1)	72.56		12:17:57.723
P29	57 F400_S	Richard BUCKHAM	Kawasaki NINJA 400 -			
IDEAL LAP TIME : 2:32.923		BEST LAP TIME : 2:33.790		DIFFERENCE : 0.867		
LAP	SECTOR 1	SECTOR 2	LAP TIME	MPH	DIFF	TIME OF DAY
1 -		50.446	3:52.899	45.89	1:19.109	12:15:39.485
2 -	1:42.477	51.313	2:33.790 (1)	69.49		12:18:13.275
P30	117 F400_S	David PATERSON	Aprilia RS250 - The love of a good woman / JP racing			
IDEAL LAP TIME : 2:39.225		BEST LAP TIME : 2:39.374		DIFFERENCE : 0.149		
LAP	SECTOR 1	SECTOR 2	LAP TIME	MPH	DIFF	TIME OF DAY
1 -		53.130	3:59.615	44.60	1:20.241	12:15:46.201
2 -	1:46.095	53.279	2:39.374 (1)	67.06		12:18:25.575
P31	84 YPM_R	Bert ELLISON	Yamaha TZR250 - Ma n pa prentice			
IDEAL LAP TIME :		BEST LAP TIME : 2:28.595		DIFFERENCE :		
LAP	SECTOR 1	SECTOR 2	LAP TIME	MPH	DIFF	TIME OF DAY
1 -			2:39.133	67.16	10.538	12:14:25.719
2 -			2:28.595 (1)	71.92		12:16:54.314
P32	8 YPM	David BALL	Yamaha TZR250 - Gardiner Page and Roe pension consultants			
IDEAL LAP TIME :		BEST LAP TIME :		DIFFERENCE :		
LAP	SECTOR 1	SECTOR 2	LAP TIME	MPH	DIFF	TIME OF DAY
1 -		43.024	2:18.291	77.28		12:14:04.877
P33	20 YPM_R	Sara Sophie OSTERHOLZER	Yamaha TZR 250 -			
IDEAL LAP TIME :		BEST LAP TIME :		DIFFERENCE :		
LAP	SECTOR 1	SECTOR 2	LAP TIME	MPH	DIFF	TIME OF DAY
1 -		53.151	2:46.557	64.17		12:14:33.143

BMCRC - MRO Championships 2024 - Rnd 6 @ Snetterton 300

DFDS Yamaha Past Masters & BMCRC Formula 400

RACE 3 - BEST SECTORS

SECTOR 1			SECTOR 2			IDEAL / BEST COMPARISON						
POS	NO	NAME	TIME	NO	NAME	TIME	POS	NO	NAME	IDEAL	BEST	DIFF
									PERFECT LAP	2:08.578		
1	35	WESTON	1:26.092	35	WESTON	42.486	1	35	WESTON	2:08.578	2:08.611	0.033
2	45	MACKENZIE	1:27.063	45	MACKENZIE	42.980	2	45	MACKENZIE	2:10.043	2:10.915	0.872
3	51	WHOLEY	1:29.443	8	BALL	43.024	3	51	WHOLEY	2:12.625	2:13.146	0.521
4	90	RAPA	1:29.973	51	WHOLEY	43.182	4	90	RAPA	2:13.869	2:14.168	0.299
5	74	WHITBY	1:30.440	90	RAPA	43.896	5	74	WHITBY	2:14.574	2:14.682	0.108
6	161	LAYTON	1:30.625	74	WHITBY	44.134	6	12	WATT	2:15.033	2:15.188	0.155
7	70	BURSCOUGH	1:30.732	12	WATT	44.298	7	26	LEE	2:15.835	2:15.835	0.000
8	12	WATT	1:30.735	99	HOGAN	44.662	8	161	LAYTON	2:15.952	2:16.545	0.593
9	26	LEE	1:30.781	26	LEE	45.054	9	70	BURSCOUGH	2:15.986	2:16.001	0.015
10	9	PERRY	1:32.292	70	BURSCOUGH	45.254	10	99	HOGAN	2:17.541	2:17.541	0.000
11	81	SIMS	1:32.348	81	SIMS	45.288	11	81	SIMS	2:17.636	2:18.328	0.692
12	55	MANSON-CHUBB	1:32.503	60	GOUGH	45.309	12	9	PERRY	2:17.885	2:17.885	0.000
13	333	STUBBERFIELD	1:32.510	161	LAYTON	45.327	13	55	MANSON-CHUBB	2:17.966	2:18.229	0.263
14	99	HOGAN	1:32.879	55	MANSON-CHUBB	45.463	14	333	STUBBERFIELD	2:18.202	2:18.202	0.000
15	60	GOUGH	1:33.162	6	BUSHELL	45.566	15	60	GOUGH	2:18.471	2:19.390	0.919
16	6	BUSHELL	1:33.293	9	PERRY	45.593	16	6	BUSHELL	2:18.859	2:18.891	0.032
17	72	HAMILTON	1:33.566	333	STUBBERFIELD	45.692	17	72	HAMILTON	2:19.406	2:19.563	0.157
18	34	NIELD	1:35.827	72	HAMILTON	45.840	18	34	NIELD	2:22.239	2:22.569	0.330
19	73	TURNER	1:35.921	34	NIELD	46.412	19	64	DAVIS	2:23.445	2:24.019	0.574
20	64	DAVIS	1:36.145	64	DAVIS	47.300	20	73	TURNER	2:23.647	2:24.749	1.102
21	46	MARSHALL	1:36.746	73	TURNER	47.726	21	46	MARSHALL	2:24.883	2:24.883	0.000
22	5	RHODES	1:38.088	5	RHODES	48.127	22	5	RHODES	2:26.215	2:27.293	1.078
23	67	BAILEY	1:38.498	46	MARSHALL	48.137	23	69	ELLERAY	2:28.340	2:28.340	0.000
24	42	PEARSON	1:39.045	69	ELLERAY	48.717	24	67	BAILEY	2:28.492	2:29.094	0.602
25	69	ELLERAY	1:39.623	42	PEARSON	49.611	25	42	PEARSON	2:28.656	2:28.656	0.000
26	57	BUCKHAM	1:42.477	65	TERRY	49.976	26	65	TERRY	2:32.671	2:33.832	1.161
27	65	TERRY	1:42.695	67	BAILEY	49.994	27	57	BUCKHAM	2:32.923	2:33.790	0.867
28	71	BICKERSTAFF	1:43.288	57	BUCKHAM	50.446	28	71	BICKERSTAFF	2:34.295	2:34.295	0.000
29	117	PATERSON	1:46.095	71	BICKERSTAFF	51.007	29	117	PATERSON	2:39.225	2:39.374	0.149
30	100	NUNN	1:59.769	117	PATERSON	53.130	30	100	NUNN	2:58.987	3:00.101	1.114
31				20	OSTERHOLZER	53.151	31	8	BALL			
32				100	NUNN	59.218	32	84	ELLISON		2:28.595	
33							33	20	OSTERHOLZER			
34												

BMCRC - MRO Championships 2024 - Rnd 6 @ Snetterton 300

DFDS Yamaha Past Masters & BMCRC Formula 400

RACE 3 - STATISTICS

Competitors Started	34
Planned Start	2024-08-31 @ 11:45:00.000
Actual Start	2024-08-31 @ 12:11:46.585
Finish Time	2024-08-31 @ 12:18:32.903
Track Length	2.9689mi.
Total Laps	83
Total Distance Covered	246.4196mi.

Session Fastest Lap History

NO	CL	NAME	LAP TIME	TIME OF DAY	LAP	VEHICLE
51	YPM	Kevin WHOLEY	2:13.146	12:16:18.120	2	Yamaha TZR
35	F400_M	Zack WESTON	2:10.976	12:17:25.396	2	Kawasaki ZX4RR
45	F400_M	Marley MACKENZIE	2:10.915	12:17:27.670	2	Kawasaki NINJA
35	F400_M	Zack WESTON	2:08.611	12:19:34.007	3	Kawasaki ZX4RR

Session Leader History

NO	CL	NAME	FROM LAP	LAPS LED	DISTANCE	VEHICLE
8	YPM	David BALL	1	1	2.96 miles	Yamaha TZR250
51	YPM	Kevin WHOLEY	2	2	5.93 miles	Yamaha TZR

Flag History

TYPE	TIME OF DAY
GREEN	12:11:46.585
FINISH	12:18:32.903

Flag Statistics

TYPE	COUNT	TOTAL LAPS	TOTAL TIME
Green	1	3	9:42.748
Red	0	0	0.000
Safety Car	0	0	0.000
FCY	0	0	0.000

BMCRC - MRO Championships 2024 - Rnd 6 @ Snetterton 300

DFDS Yamaha Past Masters & BMCRC Formula 400

RACE 3 - STATISTICS

CLASS : YPM

7 Starters

Fastest Lap History

NO	NAME	LAP TIME	TIME OF DAY	LAP	VEHICLE
51	Kevin WHOLEY	2:13.146	12:16:18.120	2	Yamaha TZR

Leader History

NO	NAME	FROM LAP	LAPS LED	DISTANCE	VEHICLE
8	David BALL	1	1	2.96 miles	Yamaha TZR250
51	Kevin WHOLEY	2	2	5.93 miles	Yamaha TZR

BMCRC - MRO Championships 2024 - Rnd 6 @ Snetterton 300

DFDS Yamaha Past Masters & BMCRC Formula 400

RACE 3 - STATISTICS

CLASS : YPM_C

11 Starters

Fastest Lap History

NO	NAME	LAP TIME	TIME OF DAY	LAP	VEHICLE
6	Alan BUSHELL	2:19.666	12:16:34.596	2	Yamaha TZR 250
60	Danny GOUGH	2:19.390	12:16:34.921	2	Yamaha TZR 250
333	Mark STUBBERFIELD	2:18.642	12:16:35.562	2	Yamaha TZR250
333	Mark STUBBERFIELD	2:18.202	12:18:53.764	3	Yamaha TZR250

Leader History

NO	NAME	FROM LAP	LAPS LED	DISTANCE	VEHICLE
6	Alan BUSHELL	1	3	8.90 miles	Yamaha TZR 250

BMCRC - MRO Championships 2024 - Rnd 6 @ Snetterton 300

DFDS Yamaha Past Masters & BMCRC Formula 400

RACE 3 - STATISTICS

CLASS : YPM_R

5 Starters

Fastest Lap History

NO	NAME	LAP TIME	TIME OF DAY	LAP	VEHICLE
34	Paul NIELD	2:22.569	12:16:39.174	2	Yamaha TZR250

Leader History

NO	NAME	FROM LAP	LAPS LED	DISTANCE	VEHICLE
34	Paul NIELD	1	3	8.90 miles	Yamaha TZR250

BMCRC - MRO Championships 2024 - Rnd 6 @ Snetterton 300

DFDS Yamaha Past Masters & BMCRC Formula 400

RACE 3 - STATISTICS

CLASS : F400_M

4 Starters

Fastest Lap History

NO	NAME	LAP TIME	TIME OF DAY	LAP	VEHICLE
35	Zack WESTON	2:10.976	12:17:25.396	2	Kawasaki ZX4RR
45	Marley MACKENZIE	2:10.915	12:17:27.670	2	Kawasaki NINJA
35	Zack WESTON	2:08.611	12:19:34.007	3	Kawasaki ZX4RR

Leader History

NO	NAME	FROM LAP	LAPS LED	DISTANCE	VEHICLE
35	Zack WESTON	1	3	8.90 miles	Kawasaki ZX4RR

BMCRC - MRO Championships 2024 - Rnd 6 @ Snetterton 300

DFDS Yamaha Past Masters & BMCRC Formula 400

RACE 3 - STATISTICS

CLASS : F400_S

4 Starters

Fastest Lap History

NO	NAME	LAP TIME	TIME OF DAY	LAP	VEHICLE
90	Steve RAPA	2:14.168	12:17:33.824	2	Honda RVF400

Leader History

NO	NAME	FROM LAP	LAPS LED	DISTANCE	VEHICLE
90	Steve RAPA	1	2	5.93 miles	Honda RVF400

BMCRC - MRO Championships 2024 - Rnd 6 @ Snetterton 300

DFDS Yamaha Past Masters & BMCRC Formula 400

RACE 3 - STATISTICS

CLASS : F400_R

2 Starters

Fastest Lap History

NO	NAME	LAP TIME	TIME OF DAY	LAP	VEHICLE
81	Ollie SIMS	2:18.328	12:17:43.024	2	Kawasaki NINJA 400

Leader History

NO	NAME	FROM LAP	LAPS LED	DISTANCE	VEHICLE
81	Ollie SIMS	1	2	5.93 miles	Kawasaki NINJA 400

BMCRC - MRO Championships 2024 - Rnd 6 @ Snetterton 300

DFDS Yamaha Past Masters & BMCRC Formula 400

RACE 3 - STATISTICS

CLASS : F400_S/R

1 Starters

Fastest Lap History

NO	NAME	LAP TIME	TIME OF DAY	LAP	VEHICLE
55	Magnus MANSON-CHUBB	2:18.229	12:17:42.181	2	Kawasaki ZXR400L

Leader History

NO	NAME	FROM LAP	LAPS LED	DISTANCE	VEHICLE
55	Magnus MANSON-CHUBB	1	2	5.93 miles	Kawasaki ZXR400L

BMCRC - MRO Championships 2024 - Rnd 6 @ Snetterton 300

DFDS Yamaha Past Masters & BMCRC Formula 400

RACE 11 - GRID (5 Laps)



ROW 13	39	162	Darren COOPER	38	20	Sara Sophie OSTERHOLZER	37	100	Alex NUNN	3:00.101
ROW 12	36	71	Tess BICKERSTAFF	35	65	Nigel TERRY	34	67	Mark BAILEY	2:34.295, 2:33.832, 2:29.094
ROW 11	33	42	Martin PEARSON	32	84	Bert ELLISON	31	69	Mark ELLERAY	2:28.656, 2:28.595, 2:28.340
ROW 10	30	46	Kevin MARSHALL	29	73	Colvin TURNER	28	64	Iain DAVIS	2:24.883, 2:24.749, 2:24.019
ROW 9	27	34	Paul NIELD	26	72	John HAMILTON	25	27	Richard HAYWARD	2:22.569, 2:19.563
ROW 8	24	60	Danny GOUGH	23	8	David BALL	22	6	Alan BUSHELL	2:19.390, 2:18.891
ROW 7	21	333	Mark STUBBERFIELD	20	99	Calvin HOGAN	19	70	Andrew BURSCOUGH	2:18.202, 2:17.541, 2:16.001
ROW 6	18	26	Damian LEE	17	74	Paul WHITBY	16	51	Kevin WHOLEY	2:15.835, 2:14.682, 2:13.146
ROW 5	15			14			13			
ROW 4	12			11	117	David PATERSON	10	57	Richard BUCKHAM	2:39.374, 2:33.790
ROW 3	9	5	Lilly RHODES	8	81	Ollie SIMS	7	55	Magnus MANSON-CHUBB	2:27.293, 2:18.328, 2:18.229
ROW 2	6	9	Kobe PERRY	5	161	Aleisha LAYTON	4	12	Kade WATT	2:17.885, 2:16.545, 2:15.188
ROW 1	3	90	Steve RAPA	2	45	Marley MACKENZIE	1	35	Zack WESTON	2:14.168, 2:10.915, 2:08.611

Pole



These results are provisional until the conclusion of any judicial and technical matters.

Snetterton 300: 2.9689 miles

Clerk Of Course:	Stewards:	Timekeeper:	<i>Craig Smith</i>	
------------------	-----------	-------------	--------------------	--

Results can be found at www.tsl-timing.com

Printed - 12:47 Saturday, 31 August 2024



BMCRC - MRO Championships 2024 - Rnd 6 @ Snetterton 300

DFDS Yamaha Past Masters & BMCRC Formula 400

RACE 11 - CLASSIFICATION

Race Distance: 3 Laps / 8.90 miles



POS	NO	CL	PIC	NAME	ENTRY	LAPS	TIME	GAP	DIFF	MPH	BEST	ON	GRD	↑↓
1	45	F400_M	1	Marley MACKENZIE	Kawasaki NINJA - Kirkcaldy Kawasaki, ELPM	3	6:38.214			80.52	2:10.693	3	2	1
2	161	F400_M	2	Aleisha LAYTON	Kawasaki NINJA 400 -	3	6:46.884	8.670	8.670	78.80	2:13.883	3	5	3
3	12*	F400_S	1	Kade WATT	Kawasaki NINJA 400 - 3D Racing	3	6:47.536	9.322	0.652	78.67	2:14.191	2	4	1
4	81	F400_R	1	Ollie SIMS	Kawasaki NINJA 400 - Motorbodies Weston Ltd	3	6:49.058	10.844	1.522	78.38	2:14.125	3	8	4
5	90	F400_S	2	Steve RAPA	Honda RVF400 - My Own Fair Hands	3	6:49.497	11.283	0.439	78.30	2:14.552	2	3	-2
6	55	F400_S/R	1	Magnus MANSON-CHUBB	Kawasaki ZXR400L -	3	6:56.100	17.886	6.603	77.05	2:16.244	2	7	1
7	9	F400_M	3	Kobe PERRY	Kawasaki NINJA -	3	7:03.117	24.903	7.017	75.78	2:18.361	2	6	-1
8	51	YPM	1	Kevin WHOLEY	Yamaha TZR - Twistgrip Motorcycles	3	7:17.536	39.322	14.419	73.28	2:11.489	2	12	4
9	8	YPM	2	David BALL	Yamaha TZR250 - Gardiner Page and Roe pension consult	3	7:23.059	44.845	5.523	72.37	2:12.874	2	19	10
10	5	F400_R	2	Lilly RHODES	Kawasaki NINJA - Family	3	7:24.572	46.358	1.513	72.12	2:25.557	3	9	-1
11	70	YPM	3	Andrew BURSCOUGH	Yamaha YPVS 350 - Mad biker designs/Martitanium	3	7:27.667	49.453	3.095	71.62	2:15.481	2	15	4
12	74	YPM	4	Paul WHITBY	Yamaha TZR 250 - Greybridge Ltd	3	7:27.810	49.596	0.143	71.60	2:14.888	2	13	1
13	26	YPM	5	Damian LEE	Yamaha TZR250 - Leed Autos	3	7:36.034	57.820	8.224	70.31	2:16.609	3	14	1
14	333	YPM_C	1	Mark STUBBERFIELD	Yamaha TZR250 - Polished concrete London	3	7:37.901	59.687	1.867	70.02	2:18.621	2	17	3
15	99	YPM	6	Calvin HOGAN	Yamaha TZR 250 - F.G Racing	3	7:37.986	59.772	0.085	70.01	2:17.891	2	16	1
16	6	YPM_C	2	Alan BUSHHELL	Yamaha TZR 250 - Moonraker motorcycles	3	7:38.990	1:00.776	1.004	69.85	2:19.023	2	18	2
17	60	YPM_C	3	Danny GOUGH	Yamaha TZR 250 - G Force Motorcycles	3	7:39.838	1:01.624	0.848	69.72	2:18.118	2	20	3
18	72	YPM_C	4	John HAMILTON	Yamaha TRZ250 - LW Racing	3	7:40.195	1:01.981	0.357	69.67	2:18.989	3	22	4
19	57	F400_S	3	Richard BUCKHAM	Kawasaki NINJA 400 -	3	7:44.466	1:06.252	4.271	69.03	2:32.344	3	10	-9
20	64	YPM_R	1	Iain DAVIS	Yamaha TZR 2MA -	3	7:47.245	1:09.031	2.779	68.62	2:21.169	3	24	4
21	34	YPM_R	2	Paul NIELD	Yamaha TZR250 -	3	7:50.233	1:12.019	2.988	68.18	2:21.034	2	23	2
22	73	YPM_C	5	Colvin TURNER	Yamaha TZR250 -	3	8:00.552	1:22.338	10.319	66.72	2:24.895	2	25	3
23	69	YPM_C	6	Mark ELLERAY	Yamaha TZR250 - Abbot Solutions Ltd	3	8:11.377	1:33.163	10.825	65.25	2:26.910	3	27	4
24	84	YPM_R	3	Bert ELLISON	Yamaha TZR250 - Ma n pa prentice	3	8:14.944	1:36.730	3.567	64.78	2:28.193	2	28	4
25	67	YPM_C	7	Mark BAILEY	Yamaha TZR - Elite Air conditioning Ltd. Hydroflow plumbing	3	8:14.988	1:36.774	0.044	64.77	2:28.424	2	30	5
26	71	YPM_C	8	Tess BICKERSTAFF	Yamaha TZR250 - Len Whalin	3	8:36.062	1:57.848	21.074	62.13	2:36.815	2	32	6
27	65	YPM_C	9	Nigel TERRY	Yamaha TZR250 - NTrap Garage Doors	3	8:37.218	1:59.004	1.156	61.99	2:37.495	2	31	4
28	20	YPM_R	4	Sara Sophie OSTERHOLZER	Yamaha TZR 250 -	3	9:23.707	2:45.493	46.489	56.88	2:52.280	2	34	6
29	100	YPM_R	5	Alex NUNN	Yamaha TZR 250 - www.ypmrc.co.uk	3	9:26.348	2:48.134	2.641	56.61	2:51.748	3	33	4

NOT CLASSIFIED

DNF	35	F400_M		Zack WESTON	Kawasaki ZX4RR - NW Racing	0								1
DNF	42	YPM_C		Martin PEARSON	Yamaha TZR250 -	0								29

FASTEST LAP

45	F400_M	Marley MACKENZIE	Kawasaki NINJA - Kirkcaldy Kawasaki, ELPM	3	2:10.693	81.78 mph	131.61 kph
51	YPM	Kevin WHOLEY	Yamaha TZR - Twistgrip Motorcycles	2	2:11.489	81.28 mph	130.81 kph
81	F400_R	Ollie SIMS	Kawasaki NINJA 400 - Motorbodies Weston Ltd	3	2:14.125	79.68 mph	128.24 kph
12	F400_S	Kade WATT	Kawasaki NINJA 400 - 3D Racing	2	2:14.191	79.64 mph	128.18 kph
55	F400_S/R	Magnus MANSON-CHUBB	Kawasaki ZXR400L -	2	2:16.244	78.44 mph	126.24 kph
60	YPM_C	Danny GOUGH	Yamaha TZR 250 - G Force Motorcycles	2	2:18.118	77.38 mph	124.53 kph
34	YPM_R	Paul NIELD	Yamaha TZR250 -	2	2:21.034	75.78 mph	121.96 kph

Comments:

* No. 12 - Please fit a working transponder
 Class F400_M - 92.5% of Race Speed = 74.48 mph
 Class F400_S - 92.5% of Race Speed = 72.76 mph
 Class F400_R - 92.5% of Race Speed = 72.50 mph
 Class F400_S/R - 92.5% of Race Speed = 71.27 mph
 Class YPM - 92.5% of Race Speed = 67.78 mph
 Class YPM_C - 92.5% of Race Speed = 64.76 mph
 Class YPM_R - 92.5% of Race Speed = 63.47 mph

Weather / Track : Cloudy / Dry

These results are provisional until the conclusion of any judicial and technical matters.


Date: 31/08/2024 Start: 16:00 Finish: 16:06
 Snetterton 300: 2.9689 miles

Clerk Of Course:

Stewards:

Timekeeper:

Craig Smith



BMCRC - MRO Championships 2024 - Rnd 6 @ Snetterton 300

DFDS Yamaha Past Masters & BMCRC Formula 400

RACE 11 - LAP CHART

LAP 1 @ 16:02:36.067			LAP 2 @ 16:04:47.058			LAP 3 @ 16:06:57.751		
NO	BEHIND	LAP TIME	NO	BEHIND	LAP TIME	NO	BEHIND	LAP TIME
45		2:16.530	45		2:10.991	45		2:10.693
161	2.091	2:18.621	161	5.480	2:14.380	161	8.670	2:13.883
12	2.619	2:19.149	12	5.819	2:14.191	12	9.322	2:14.196
90	3.259	2:19.789	90	6.820	2:14.552	81	10.844	2:14.125
81	3.849	2:20.379	81	7.412	2:14.554	90	11.283	2:15.156
55	5.832	2:22.362	55	11.085	2:16.244	55	17.886	2:17.494
9	8.496	2:25.026	9	15.866	2:18.361	9	24.903	2:19.730
5	15.766	2:32.296	5	31.494	2:26.719	51	39.322	2:12.253
57	22.923	2:39.453	51	37.762	2:11.489	8	44.845	2:13.582
51	37.264	2:53.794	8	41.956	2:12.874	5	46.358	2:25.557
70	40.028	2:56.558	70	44.518	2:15.481	70	49.453	2:15.628
8	40.073	2:56.603	74	44.563	2:14.888	74	49.596	2:15.726
74	40.666	2:57.196	57	44.601	2:32.669	26	57.820	2:16.609
6	43.363	2:59.893	6	51.395	2:19.023	333	59.687	2:18.872
333	43.878	3:00.408	333	51.508	2:18.621	99	59.772	2:18.681
26	44.036	3:00.566	99	51.784	2:17.891	6	1:00.776	2:20.074
99	44.884	3:01.414	26	51.904	2:18.859	60	1:01.624	2:19.691
72	44.936	3:01.466	60	52.626	2:18.118	72	1:01.981	2:18.989
60	45.499	3:02.029	72	53.685	2:19.740	57	1:06.252	2:32.344
64	48.033	3:04.563	64	58.555	2:21.513	64	1:09.031	2:21.169
34	49.829	3:06.359	34	59.872	2:21.034	34	1:12.019	2:22.840
73	53.844	3:10.374	73	1:07.748	2:24.895	73	1:22.338	2:25.283
84	59.186	3:15.716	84	1:16.388	2:28.193	69	1:33.163	2:26.910
69	59.414	3:15.944	69	1:16.946	2:28.523	84	1:36.730	2:31.035
67	1:00.199	3:16.729	67	1:17.632	2:28.424	67	1:36.774	2:29.835
65	1:02.397	3:18.927	65	1:28.901	2:37.495	71	1:57.848	2:37.854
71	1:04.863	3:21.393	71	1:30.687	2:36.815	65	1:59.004	2:40.796
20	1:21.055	3:37.585	20	2:02.344	2:52.280	20	2:45.493	2:53.842
100	1:25.403	3:41.933	100	2:07.079	2:52.667	100	2:48.134	2:51.748

BMCRC - MRO Championships 2024 - Rnd 6 @ Snetterton 300

DFDS Yamaha Past Masters & BMCRC Formula 400

RACE 11 - POSITION CHART

No	Name	Lap Pos	Lap		
			1	2	3
35	WESTON	1	45	45	45
45	MACKENZIE	2	161	161	161
90	RAPA	3	12	12	12
12	WATT	4	90	90	81
161	LAYTON	5	81	81	90
9	PERRY	6	55	55	55
55	MANSON-CHUBB	7	9	9	9
81	SIMS	8	5	5	51
5	RHODES	9	57	51	8
57	BUCKHAM	10	51	8	5
51	WHOLEY	11	70	70	70
74	WHITBY	12	8	74	74
26	LEE	13	74	57	26
70	BURSCOUGH	14	6	6	333
99	HOGAN	15	333	333	99
333	STUBBERFIELD	16	26	99	6
6	BUSHELL	17	99	26	60
8	BALL	18	72	60	72
60	GOUGH	19	60	72	57
72	HAMILTON	20	64	64	64
34	NIELD	21	34	34	34
64	DAVIS	22	73	73	73
73	TURNER	23	84	84	69
69	ELLERAY	24	69	69	84
84	ELLISON	25	67	67	67
42	PEARSON	26	65	65	71
67	BAILEY	27	71	71	65
65	TERRY	28	20	20	20
71	BICKERSTAFF	29	100	100	100
100	NUNN	30			
20	OSTERHOLZER	31			

BMCRC - MRO Championships 2024 - Rnd 6 @ Snetterton 300

DFDS Yamaha Past Masters & BMCRC Formula 400

RACE 11 - SECTOR ANALYSIS



SECTOR 1 = FL to I1, SECTOR 2 = I1 to FL, DIFF = Difference To Personal Best Lap, P = Crossed Finish Line in Pit Lane, D = Time Disallowed

P1	45 F400_M	Marley MACKENZIE	Kawasaki NINJA - Kirkcaldy Kawasaki, ELPM			
IDEAL LAP TIME : 2:10.693		BEST LAP TIME : 2:10.693		DIFFERENCE : 0.000		
LAP	SECTOR 1	SECTOR 2	LAP TIME	MPH	DIFF	TIME OF DAY
1 -		43.456	2:16.530	78.28	5.837	16:02:36.067
2 -	1:27.478	43.513	2:10.991 (2)	81.59	0.298	16:04:47.058
3 -	1:27.428	43.265	2:10.693 (1)	81.78		16:06:57.751
P2	161 F400_M	Aleisha LAYTON	Kawasaki NINJA 400 -			
IDEAL LAP TIME : 2:13.473		BEST LAP TIME : 2:13.883		DIFFERENCE : 0.410		
LAP	SECTOR 1	SECTOR 2	LAP TIME	MPH	DIFF	TIME OF DAY
1 -		44.278	2:18.621	77.10	4.738	16:02:38.158
2 -	1:29.416	44.964	2:14.380 (2)	79.53	0.497	16:04:52.538
3 -	1:29.195	44.688	2:13.883 (1)	79.83		16:07:06.421
P3	12 F400_S	Kade WATT	Kawasaki NINJA 400 - 3D Racing			
IDEAL LAP TIME :		BEST LAP TIME : 2:14.191		DIFFERENCE :		
LAP	SECTOR 1	SECTOR 2	LAP TIME	MPH	DIFF	TIME OF DAY
1 -			2:19.149	76.81	4.958	16:02:38.686
2 -			2:14.191 (1)	79.64		16:04:52.877
3 -			2:14.196 (2)	79.64	0.005	16:07:07.073
P4	81 F400_R	Ollie SIMS	Kawasaki NINJA 400 - Motorbodies Weston Ltd			
IDEAL LAP TIME : 2:13.480		BEST LAP TIME : 2:14.125		DIFFERENCE : 0.645		
LAP	SECTOR 1	SECTOR 2	LAP TIME	MPH	DIFF	TIME OF DAY
1 -		43.949	2:20.379	76.13	6.254	16:02:39.916
2 -	1:29.836	44.718	2:14.554 (2)	79.43	0.429	16:04:54.470
3 -	1:29.531	44.594	2:14.125 (1)	79.68		16:07:08.595
P5	90 F400_S	Steve RAPA	Honda RVF400 - My Own Fair Hands			
IDEAL LAP TIME : 2:14.351		BEST LAP TIME : 2:14.552		DIFFERENCE : 0.201		
LAP	SECTOR 1	SECTOR 2	LAP TIME	MPH	DIFF	TIME OF DAY
1 -		44.622	2:19.789	76.45	5.237	16:02:39.326
2 -	1:30.170	44.382	2:14.552 (1)	79.43		16:04:53.878
3 -	1:29.969	45.187	2:15.156 (2)	79.07	0.604	16:07:09.034
P6	55 F400_S/F	Magnus MANSON-CHUBB	Kawasaki ZXR400L -			
IDEAL LAP TIME : 2:16.072		BEST LAP TIME : 2:16.244		DIFFERENCE : 0.172		
LAP	SECTOR 1	SECTOR 2	LAP TIME	MPH	DIFF	TIME OF DAY
1 -		45.239	2:22.362	75.07	6.118	16:02:41.899
2 -	1:30.833	45.411	2:16.244 (1)	78.44		16:04:58.143
3 -	1:31.782	45.712	2:17.494 (2)	77.73	1.250	16:07:15.637
P7	9 F400_M	Kobe PERRY	Kawasaki NINJA -			
IDEAL LAP TIME : 2:18.361		BEST LAP TIME : 2:18.361		DIFFERENCE : 0.000		
LAP	SECTOR 1	SECTOR 2	LAP TIME	MPH	DIFF	TIME OF DAY
1 -		45.929	2:25.026	73.69	6.665	16:02:44.563
2 -	1:32.561	45.800	2:18.361 (1)	77.24		16:05:02.924
3 -	1:33.891	45.839	2:19.730 (2)	76.49	1.369	16:07:22.654
P8	51 YPM	Kevin WHOLEY	Yamaha TZR - Twistgrip Motorcycles			
IDEAL LAP TIME : 2:10.850		BEST LAP TIME : 2:11.489		DIFFERENCE : 0.639		
LAP	SECTOR 1	SECTOR 2	LAP TIME	MPH	DIFF	TIME OF DAY
1 -		42.998	2:53.794	61.49	42.305	16:03:13.331
2 -	1:27.852	43.637	2:11.489 (1)	81.28		16:05:24.820
3 -	1:29.232	43.021	2:12.253 (2)	80.81	0.764	16:07:37.073

BMCRC - MRO Championships 2024 - Rnd 6 @ Snetterton 300

DFDS Yamaha Past Masters & BMCRC Formula 400

RACE 11 - SECTOR ANALYSIS



SECTOR 1 = FL to I1, SECTOR 2 = I1 to FL, DIFF = Difference To Personal Best Lap, P = Crossed Finish Line in Pit Lane, D = Time Disallowed

P9	8 YPM	David BALL	Yamaha TZR250 - Gardiner Page and Roe pension consultants			
IDEAL LAP TIME : 2:12.425		BEST LAP TIME : 2:12.874		DIFFERENCE : 0.449		
LAP	SECTOR 1	SECTOR 2	LAP TIME	MPH	DIFF	TIME OF DAY
1 -		43.938	2:56.603	60.52	43.729	16:03:16.140
2 -	1:29.489	43.385	2:12.874 (1)	80.43		16:05:29.014
3 -	1:29.040	44.542	2:13.582 (2)	80.01	0.708	16:07:42.596
P10	5 F400_R	Lilly RHODES	Kawasaki NINJA - Family			
IDEAL LAP TIME : 2:25.557		BEST LAP TIME : 2:25.557		DIFFERENCE : 0.000		
LAP	SECTOR 1	SECTOR 2	LAP TIME	MPH	DIFF	TIME OF DAY
1 -		48.897	2:32.296	70.17	6.739	16:02:51.833
2 -	1:37.816	48.903	2:26.719 (2)	72.84	1.162	16:05:18.552
3 -	1:37.444	48.113	2:25.557 (1)	73.42		16:07:44.109
P11	70 YPM	Andrew BURSCOUGH	Yamaha YPVS 350 - Mad biker designs/Martitanium			
IDEAL LAP TIME : 2:14.769		BEST LAP TIME : 2:15.481		DIFFERENCE : 0.712		
LAP	SECTOR 1	SECTOR 2	LAP TIME	MPH	DIFF	TIME OF DAY
1 -		44.626	2:56.558	60.53	41.077	16:03:16.095
2 -	1:30.213	45.268	2:15.481 (1)	78.88		16:05:31.576
3 -	1:30.143	45.485	2:15.628 (2)	78.80	0.147	16:07:47.204
P12	74 YPM	Paul WHITBY	Yamaha TZR 250 - Greybridge Ltd			
IDEAL LAP TIME : 2:14.860		BEST LAP TIME : 2:14.888		DIFFERENCE : 0.028		
LAP	SECTOR 1	SECTOR 2	LAP TIME	MPH	DIFF	TIME OF DAY
1 -		45.010	2:57.196	60.31	42.308	16:03:16.733
2 -	1:29.850	45.038	2:14.888 (1)	79.23		16:05:31.621
3 -	1:30.449	45.277	2:15.726 (2)	78.74	0.838	16:07:47.347
P13	26 YPM	Damian LEE	Yamaha TZR250 - Leed Autos			
IDEAL LAP TIME : 2:16.609		BEST LAP TIME : 2:16.609		DIFFERENCE : 0.000		
LAP	SECTOR 1	SECTOR 2	LAP TIME	MPH	DIFF	TIME OF DAY
1 -		46.117	3:00.566	59.19	43.957	16:03:20.103
2 -	1:32.366	46.493	2:18.859 (2)	76.97	2.250	16:05:38.962
3 -	1:31.648	44.961	2:16.609 (1)	78.23		16:07:55.571
P14	333 YPM_C	Mark STUBBERFIELD	Yamaha TZR250 - Polished concrete London			
IDEAL LAP TIME : 2:17.833		BEST LAP TIME : 2:18.621		DIFFERENCE : 0.788		
LAP	SECTOR 1	SECTOR 2	LAP TIME	MPH	DIFF	TIME OF DAY
1 -		45.625	3:00.408	59.24	41.787	16:03:19.945
2 -	1:32.208	46.413	2:18.621 (1)	77.10		16:05:38.566
3 -	1:32.536	46.336	2:18.872 (2)	76.96	0.251	16:07:57.438
P15	99 YPM	Calvin HOGAN	Yamaha TZR 250 - F.G Racing			
IDEAL LAP TIME : 2:16.780		BEST LAP TIME : 2:17.891		DIFFERENCE : 1.111		
LAP	SECTOR 1	SECTOR 2	LAP TIME	MPH	DIFF	TIME OF DAY
1 -		45.185	3:01.414	58.91	43.523	16:03:20.951
2 -	1:31.595	46.296	2:17.891 (1)	77.51		16:05:38.842
3 -	1:33.360	45.321	2:18.681 (2)	77.06	0.790	16:07:57.523
P16	6 YPM_C	Alan BUSHELL	Yamaha TZR 250 - Moonraker motorcycles			
IDEAL LAP TIME : 2:18.105		BEST LAP TIME : 2:19.023		DIFFERENCE : 0.918		
LAP	SECTOR 1	SECTOR 2	LAP TIME	MPH	DIFF	TIME OF DAY
1 -		45.417	2:59.893	59.41	40.870	16:03:19.430
2 -	1:32.688	46.335	2:19.023 (1)	76.87		16:05:38.453
3 -	1:33.247	46.827	2:20.074 (2)	76.30	1.051	16:07:58.527

BMCRC - MRO Championships 2024 - Rnd 6 @ Snetterton 300

DFDS Yamaha Past Masters & BMCRC Formula 400

RACE 11 - SECTOR ANALYSIS



SECTOR 1 = FL to I1, SECTOR 2 = I1 to FL, DIFF = Difference To Personal Best Lap, P = Crossed Finish Line in Pit Lane, D = Time Disallowed

P17 60 YPM_C Danny GOUGH		Yamaha TZR 250 - G Force Motorcycles				
IDEAL LAP TIME : 2:17.570		BEST LAP TIME : 2:18.118		DIFFERENCE : 0.548		
LAP	SECTOR 1	SECTOR 2	LAP TIME	MPH	DIFF	TIME OF DAY
1 -		45.511	3:02.029	58.71	43.911	16:03:21.566
2 -	1:32.059	46.059	2:18.118 (1)	77.38		16:05:39.684
3 -	1:32.310	47.381	2:19.691 (2)	76.51	1.573	16:07:59.375
P18 72 YPM_C John HAMILTON		Yamaha TRZ250 - LW Racing				
IDEAL LAP TIME : 2:18.299		BEST LAP TIME : 2:18.989		DIFFERENCE : 0.690		
LAP	SECTOR 1	SECTOR 2	LAP TIME	MPH	DIFF	TIME OF DAY
1 -		45.551	3:01.466	58.89	42.477	16:03:21.003
2 -	1:32.748	46.992	2:19.740 (2)	76.48	0.751	16:05:40.743
3 -	1:32.777	46.212	2:18.989 (1)	76.89		16:07:59.732
P19 57 F400_S Richard BUCKHAM		Kawasaki NINJA 400 -				
IDEAL LAP TIME : 2:32.109		BEST LAP TIME : 2:32.344		DIFFERENCE : 0.235		
LAP	SECTOR 1	SECTOR 2	LAP TIME	MPH	DIFF	TIME OF DAY
1 -		50.351	2:39.453	67.02	7.109	16:02:58.990
2 -	1:42.031	50.638	2:32.669 (2)	70.00	0.325	16:05:31.659
3 -	1:41.758	50.586	2:32.344 (1)	70.15		16:08:04.003
P20 64 YPM_R Iain DAVIS		Yamaha TZR 2MA -				
IDEAL LAP TIME : 2:20.789		BEST LAP TIME : 2:21.169		DIFFERENCE : 0.380		
LAP	SECTOR 1	SECTOR 2	LAP TIME	MPH	DIFF	TIME OF DAY
1 -		46.149	3:04.563	57.91	43.394	16:03:24.100
2 -	1:35.324	46.189	2:21.513 (2)	75.52	0.344	16:05:45.613
3 -	1:34.640	46.529	2:21.169 (1)	75.71		16:08:06.782
P21 34 YPM_R Paul NIELD		Yamaha TZR250 -				
IDEAL LAP TIME : 2:20.873		BEST LAP TIME : 2:21.034		DIFFERENCE : 0.161		
LAP	SECTOR 1	SECTOR 2	LAP TIME	MPH	DIFF	TIME OF DAY
1 -		46.241	3:06.359	57.35	45.325	16:03:25.896
2 -	1:34.632	46.402	2:21.034 (1)	75.78		16:05:46.930
3 -	1:35.859	46.981	2:22.840 (2)	74.82	1.806	16:08:09.770
P22 73 YPM_C Colvin TURNER		Yamaha TZR250 -				
IDEAL LAP TIME : 2:24.280		BEST LAP TIME : 2:24.895		DIFFERENCE : 0.615		
LAP	SECTOR 1	SECTOR 2	LAP TIME	MPH	DIFF	TIME OF DAY
1 -		48.326	3:10.374	56.14	45.479	16:03:29.911
2 -	1:36.241	48.654	2:24.895 (1)	73.76		16:05:54.806
3 -	1:37.244	48.039	2:25.283 (2)	73.56	0.388	16:08:20.089
P23 69 YPM_C Mark ELLERAY		Yamaha TZR250 - Abbot Solutions Ltd				
IDEAL LAP TIME : 2:26.910		BEST LAP TIME : 2:26.910		DIFFERENCE : 0.000		
LAP	SECTOR 1	SECTOR 2	LAP TIME	MPH	DIFF	TIME OF DAY
1 -		49.309	3:15.944	54.54	49.034	16:03:35.481
2 -	1:39.366	49.157	2:28.523 (2)	71.96	1.613	16:06:04.004
3 -	1:38.609	48.301	2:26.910 (1)	72.75		16:08:30.914
P24 84 YPM_R Bert ELLISON		Yamaha TZR250 - Ma n pa prentice				
IDEAL LAP TIME : 2:28.010		BEST LAP TIME : 2:28.193		DIFFERENCE : 0.183		
LAP	SECTOR 1	SECTOR 2	LAP TIME	MPH	DIFF	TIME OF DAY
1 -		49.827	3:15.716	54.61	47.523	16:03:35.253
2 -	1:39.181	49.012	2:28.193 (1)	72.12		16:06:03.446
3 -	1:38.998	52.037	2:31.035 (2)	70.76	2.842	16:08:34.481

BMCRC - MRO Championships 2024 - Rnd 6 @ Snetterton 300

DFDS Yamaha Past Masters & BMCRC Formula 400

RACE 11 - SECTOR ANALYSIS



SECTOR 1 = FL to I1, SECTOR 2 = I1 to FL, DIFF = Difference To Personal Best Lap, P = Crossed Finish Line in Pit Lane, D = Time Disallowed

P25 67 YPM_C Mark BAILEY		Yamaha TZR - Elite Air conditioning Ltd. Hydroflow plumbing ltd				
IDEAL LAP TIME : 2:28.424		BEST LAP TIME : 2:28.424		DIFFERENCE : 0.000		
LAP	SECTOR 1	SECTOR 2	LAP TIME	MPH	DIFF	TIME OF DAY
1 -		50.233	3:16.729	54.32	48.305	16:03:36.266
2 -	1:38.343	50.081	2:28.424 (1)	72.01		16:06:04.690
3 -	1:38.997	50.838	2:29.835 (2)	71.33	1.411	16:08:34.525

P26 71 YPM_C Tess BICKERSTAFF		Yamaha TZR250 - Len Whalin				
IDEAL LAP TIME : 2:36.708		BEST LAP TIME : 2:36.815		DIFFERENCE : 0.107		
LAP	SECTOR 1	SECTOR 2	LAP TIME	MPH	DIFF	TIME OF DAY
1 -		51.970	3:21.393	53.07	44.578	16:03:40.930
2 -	1:44.971	51.844	2:36.815 (1)	68.15		16:06:17.745
3 -	1:46.117	51.737	2:37.854 (2)	67.70	1.039	16:08:55.599

P27 65 YPM_C Nigel TERRY		Yamaha TZR250 - NTrap Garage Doors				
IDEAL LAP TIME : 2:35.110		BEST LAP TIME : 2:37.495		DIFFERENCE : 2.385		
LAP	SECTOR 1	SECTOR 2	LAP TIME	MPH	DIFF	TIME OF DAY
1 -		50.135	3:18.927	53.72	41.432	16:03:38.464
2 -	1:44.975	52.520	2:37.495 (1)	67.86		16:06:15.959
3 -	1:48.166	52.630	2:40.796 (2)	66.46	3.301	16:08:56.755

P28 20 YPM_R Sara Sophie OSTERHOLZER		Yamaha TZR 250 -				
IDEAL LAP TIME : 2:52.280		BEST LAP TIME : 2:52.280		DIFFERENCE : 0.000		
LAP	SECTOR 1	SECTOR 2	LAP TIME	MPH	DIFF	TIME OF DAY
1 -		59.410	3:37.585	49.12	45.305	16:03:57.122
2 -	1:54.150	58.130	2:52.280 (1)	62.03		16:06:49.402
3 -	1:54.225	59.617	2:53.842 (2)	61.48	1.562	16:09:43.244

P29 100 YPM_R Alex NUNN		Yamaha TZR 250 - www.ypmrc.co.uk				
IDEAL LAP TIME : 2:51.748		BEST LAP TIME : 2:51.748		DIFFERENCE : 0.000		
LAP	SECTOR 1	SECTOR 2	LAP TIME	MPH	DIFF	TIME OF DAY
1 -		58.402	3:41.933	48.15	50.185	16:04:01.470
2 -	1:55.223	57.444	2:52.667 (2)	61.89	0.919	16:06:54.137
3 -	1:54.840	56.908	2:51.748 (1)	62.23		16:09:45.885

BMCRC - MRO Championships 2024 - Rnd 6 @ Snetterton 300

DFDS Yamaha Past Masters & BMCRC Formula 400

RACE 11 - BEST SECTORS

SECTOR 1			SECTOR 2			IDEAL / BEST COMPARISON						
POS	NO	NAME	TIME	NO	NAME	TIME	POS	NO	NAME	IDEAL	BEST	DIFF
									PERFECT LAP	2:10.426		
1	45	MACKENZIE	1:27.428	51	WHOLEY	42.998	1	45	MACKENZIE	2:10.693	2:10.693	0.000
2	51	WHOLEY	1:27.852	45	MACKENZIE	43.265	2	51	WHOLEY	2:10.850	2:11.489	0.639
3	8	BALL	1:29.040	8	BALL	43.385	3	8	BALL	2:12.425	2:12.874	0.449
4	161	LAYTON	1:29.195	81	SIMS	43.949	4	161	LAYTON	2:13.473	2:13.883	0.410
5	81	SIMS	1:29.531	161	LAYTON	44.278	5	81	SIMS	2:13.480	2:14.125	0.645
6	74	WHITBY	1:29.850	90	RAPA	44.382	6	90	RAPA	2:14.351	2:14.552	0.201
7	90	RAPA	1:29.969	70	BURSCOUGH	44.626	7	70	BURSCOUGH	2:14.769	2:15.481	0.712
8	70	BURSCOUGH	1:30.143	26	LEE	44.961	8	74	WHITBY	2:14.860	2:14.888	0.028
9	55	MANSON-CHUBB	1:30.833	74	WHITBY	45.010	9	55	MANSON-CHUBB	2:16.072	2:16.244	0.172
10	99	HOGAN	1:31.595	99	HOGAN	45.185	10	26	LEE	2:16.609	2:16.609	0.000
11	26	LEE	1:31.648	55	MANSON-CHUBB	45.239	11	99	HOGAN	2:16.780	2:17.891	1.111
12	60	GOUGH	1:32.059	6	BUSHELL	45.417	12	60	GOUGH	2:17.570	2:18.118	0.548
13	333	STUBBERFIELD	1:32.208	60	GOUGH	45.511	13	333	STUBBERFIELD	2:17.833	2:18.621	0.788
14	9	PERRY	1:32.561	72	HAMILTON	45.551	14	6	BUSHELL	2:18.105	2:19.023	0.918
15	6	BUSHELL	1:32.688	333	STUBBERFIELD	45.625	15	72	HAMILTON	2:18.299	2:18.989	0.690
16	72	HAMILTON	1:32.748	9	PERRY	45.800	16	9	PERRY	2:18.361	2:18.361	0.000
17	34	NIELD	1:34.632	64	DAVIS	46.149	17	64	DAVIS	2:20.789	2:21.169	0.380
18	64	DAVIS	1:34.640	34	NIELD	46.241	18	34	NIELD	2:20.873	2:21.034	0.161
19	73	TURNER	1:36.241	73	TURNER	48.039	19	73	TURNER	2:24.280	2:24.895	0.615
20	5	RHODES	1:37.444	5	RHODES	48.113	20	5	RHODES	2:25.557	2:25.557	0.000
21	67	BAILEY	1:38.343	69	ELLERAY	48.301	21	69	ELLERAY	2:26.910	2:26.910	0.000
22	69	ELLERAY	1:38.609	84	ELLISON	49.012	22	84	ELLISON	2:28.010	2:28.193	0.183
23	84	ELLISON	1:38.998	67	BAILEY	50.081	23	67	BAILEY	2:28.424	2:28.424	0.000
24	57	BUCKHAM	1:41.758	65	TERRY	50.135	24	57	BUCKHAM	2:32.109	2:32.344	0.235
25	71	BICKERSTAFF	1:44.971	57	BUCKHAM	50.351	25	65	TERRY	2:35.110	2:37.495	2.385
26	65	TERRY	1:44.975	71	BICKERSTAFF	51.737	26	71	BICKERSTAFF	2:36.708	2:36.815	0.107
27	20	OSTERHOLZER	1:54.150	100	NUNN	56.908	27	100	NUNN	2:51.748	2:51.748	0.000
28	100	NUNN	1:54.840	20	OSTERHOLZER	58.130	28	20	OSTERHOLZER	2:52.280	2:52.280	0.000
29							29	12	WATT		2:14.191	
30												
31												

BMCRC - MRO Championships 2024 - Rnd 6 @ Snetterton 300

DFDS Yamaha Past Masters & BMCRC Formula 400

RACE 11 - STATISTICS

Competitors Started 30
Planned Start 2024-08-31 @ 15:41:00.000
Actual Start 2024-08-31 @ 16:00:19.536
Finish Time 2024-08-31 @ 16:06:57.750
Track Length 2.9689mi.
Total Laps 87
Total Distance Covered 258.2953mi.

Session Fastest Lap History

NO	CL	NAME	LAP TIME	TIME OF DAY	LAP	VEHICLE
45	F400_M	Marley MACKENZIE	2:10.991	16:04:47.080	2	Kawasaki NINJA
45	F400_M	Marley MACKENZIE	2:10.693	16:06:57.772	3	Kawasaki NINJA

Session Leader History

NO	CL	NAME	FROM LAP	LAPS LED	DISTANCE	VEHICLE
45	F400_M	Marley MACKENZIE	1	3	8.90 miles	Kawasaki NINJA

Flag History

TYPE	TIME OF DAY
GREEN	16:00:19.536
FINISH	16:06:57.750

Flag Statistics

TYPE	COUNT	TOTAL LAPS	TOTAL TIME
Green	1	3	9:34.263
Red	0	0	0.000
Safety Car	0	0	0.000
FCY	0	0	0.000

BMCRC - MRO Championships 2024 - Rnd 6 @ Snetterton 300

DFDS Yamaha Past Masters & BMCRC Formula 400

RACE 11 - STATISTICS

CLASS : F400_M

3 Starters

Fastest Lap History

NO	NAME	LAP TIME	TIME OF DAY	LAP	VEHICLE
45	Marley MACKENZIE	2:10.991	16:04:47.080	2	Kawasaki NINJA
45	Marley MACKENZIE	2:10.693	16:06:57.772	3	Kawasaki NINJA

Leader History

NO	NAME	FROM LAP	LAPS LED	DISTANCE	VEHICLE
45	Marley MACKENZIE	1	3	8.90 miles	Kawasaki NINJA

BMCRC - MRO Championships 2024 - Rnd 6 @ Snetterton 300

DFDS Yamaha Past Masters & BMCRC Formula 400

RACE 11 - STATISTICS

CLASS : F400_R

2 Starters

Fastest Lap History

NO	NAME	LAP TIME	TIME OF DAY	LAP	VEHICLE
81	Ollie SIMS	2:14.554	16:04:54.476	2	Kawasaki NINJA 400
81	Ollie SIMS	2:14.125	16:07:08.601	3	Kawasaki NINJA 400

Leader History

NO	NAME	FROM LAP	LAPS LED	DISTANCE	VEHICLE
81	Ollie SIMS	1	3	8.90 miles	Kawasaki NINJA 400

BMCRC - MRO Championships 2024 - Rnd 6 @ Snetterton 300

DFDS Yamaha Past Masters & BMCRC Formula 400

RACE 11 - STATISTICS

CLASS : F400_S

3 Starters

Fastest Lap History

NO	NAME	LAP TIME	TIME OF DAY	LAP	VEHICLE
12	Kade WATT	2:14.191	16:04:52.877	2	Kawasaki NINJA 400

Leader History

NO	NAME	FROM LAP	LAPS LED	DISTANCE	VEHICLE
12	Kade WATT	1	3	8.90 miles	Kawasaki NINJA 400

BMCRC - MRO Championships 2024 - Rnd 6 @ Snetterton 300

DFDS Yamaha Past Masters & BMCRC Formula 400

RACE 11 - STATISTICS

CLASS : F400_S/R

1 Starters

Fastest Lap History

NO	NAME	LAP TIME	TIME OF DAY	LAP	VEHICLE
55	Magnus MANSON-CHUBB	2:16.244	16:04:58.167	2	Kawasaki ZXR400L

Leader History

NO	NAME	FROM LAP	LAPS LED	DISTANCE	VEHICLE
55	Magnus MANSON-CHUBB	1	3	8.90 miles	Kawasaki ZXR400L

BMCRC - MRO Championships 2024 - Rnd 6 @ Snetterton 300

DFDS Yamaha Past Masters & BMCRC Formula 400

RACE 11 - STATISTICS

CLASS : YPM

6 Starters

Fastest Lap History

NO	NAME	LAP TIME	TIME OF DAY	LAP	VEHICLE
51	Kevin WHOLEY	2:11.489	16:05:24.840	2	Yamaha TZR

Leader History

NO	NAME	FROM LAP	LAPS LED	DISTANCE	VEHICLE
51	Kevin WHOLEY	1	3	8.90 miles	Yamaha TZR

BMCRC - MRO Championships 2024 - Rnd 6 @ Snetterton 300

DFDS Yamaha Past Masters & BMCRC Formula 400

RACE 11 - STATISTICS

CLASS : YPM_C

10 Starters

Fastest Lap History

NO	NAME	LAP TIME	TIME OF DAY	LAP	VEHICLE
6	Alan BUSHELL	2:19.023	16:05:38.478	2	Yamaha TZR 250
333	Mark STUBBERFIELD	2:18.621	16:05:38.570	2	Yamaha TZR250
60	Danny GOUGH	2:18.118	16:05:39.704	2	Yamaha TZR 250

Leader History

NO	NAME	FROM LAP	LAPS LED	DISTANCE	VEHICLE
6	Alan BUSHELL	1	2	5.93 miles	Yamaha TZR 250
333	Mark STUBBERFIELD	3	1	2.96 miles	Yamaha TZR250

BMCRC - MRO Championships 2024 - Rnd 6 @ Snetterton 300

DFDS Yamaha Past Masters & BMCRC Formula 400

RACE 11 - STATISTICS

CLASS : YPM_R

5 Starters

Fastest Lap History

NO	NAME	LAP TIME	TIME OF DAY	LAP	VEHICLE
64	Iain DAVIS	2:21.513	16:05:45.617	2	Yamaha TZR 2MA
34	Paul NIELD	2:21.034	16:05:46.940	2	Yamaha TZR250

Leader History

NO	NAME	FROM LAP	LAPS LED	DISTANCE	VEHICLE
64	Iain DAVIS	1	3	8.90 miles	Yamaha TZR 2MA

BMCRC - MRO Championships 2024 - Rnd 6 @ Snetterton 300


DFDS Yamaha Past Masters & BMCRC Formula 400

RACE 3 - GRID (7 Laps)



ROW 13	1		38	162	Darren COOPER	37	46	Kevin MARSHALL						
ROW 12	36	27	Richard HAYWARD	35	42	Martin PEARSON	34	20	Sara Sophie OSTERHOLZER	2:52.280				
ROW 11			2:51.748	33	100	Alex NUNN	32	65	Nigel TERRY	2:37.495	31	71	Tess BICKERSTAFF	2:36.815
ROW 10		2:28.424	30	67	Mark BAILEY	29	84	Bert ELLISON	2:28.193	28	73	Colvin TURNER	2:24.895	
ROW 9			2:21.169	27	64	Iain DAVIS	26	34	Paul NIELD	2:21.034	25	6	Alan BUSHELL	2:19.023
ROW 8		2:18.989	24	72	John HAMILTON	23	333	Mark STUBBERFIELD	2:18.621	22	60	Danny GOUGH	2:18.118	
ROW 7			2:17.891	21	99	Calvin HOGAN	20	26	Damian LEE	2:16.609	19	70	Andrew BURSCOUGH	2:15.481
ROW 6		2:14.888	18	74	Paul WHITBY	17	8	David BALL	2:12.874	16	51	Kevin WHOLEY	2:11.489	
ROW 5			15			14				13				
ROW 4			12			11				10	117	David PATERSON		
ROW 3			9	5	Lilly RHODES	8	9	Kobe PERRY	2:25.557	7	35	Zack WESTON	2:18.361	
ROW 2		2:16.244	6	55	Magnus MANSON-CHUBB	5	90	Steve RAPA	2:14.552	4	12	Kade WATT	2:14.191	
ROW 1			3	81	Ollie SIMS	2	161	Aleisha LAYTON	2:14.125	1	45	Marley MACKENZIE	2:13.883	2:10.693

Pole



These results are provisional until the conclusion of any judicial and technical matters.

Snetterton 300: 2.9689 miles

Clerk Of Course:	Stewards:	Timekeeper:	<i>Craig Smith</i>	
------------------	-----------	-------------	--------------------	--

Results can be found at www.tsl-timing.com

Printed - 16:14 Saturday, 31 August 2024



BMCRC - MRO Championships 2024 - Rnd 6 @ Snetterton 300

DFDS Yamaha Past Masters & BMCRC Formula 400

RACE 3 - CLASSIFICATION

Race Distance: 7 Laps / 20.78 miles



POS	NO	CL	PIC	NAME	ENTRY	LAPS	TIME	GAP	DIFF	MPH	BEST	ON	GRD	↓↑
1	35	F400_M	1	Zack WESTON	Kawasaki ZX4RR - NW Racing	7	15:08.999			82.30	2:08.324	2	7	6
2	45	F400_M	2	Marley MACKENZIE	Kawasaki NINJA - Kirkcaldy Kawasaki, ELPM	7	15:18.106	9.107	9.107	81.49	2:09.277	7	1	-1
3	161	F400_M	3	Aleisha LAYTON	Kawasaki NINJA 400 -	7	15:18.956	9.957	0.850	81.41	2:09.382	6	2	-1
4	55	F400_SR	1	Magnus MANSON-CHUBB	Kawasaki ZXR400L -	7	15:46.921	37.922	27.965	79.01	2:13.691	7	6	2
5	12	F400_S	1	Kade WATT	Kawasaki NINJA 400 - 3D Racing	7	15:47.151	38.152	0.230	78.99	2:13.439	4	4	-1
6	90	F400_S	2	Steve RAPA	Honda RVF400 - My Own Fair Hands	7	15:49.409	40.410	2.258	78.80	2:13.519	6	5	-1
7	51	YPM	1	Kevin WHOLEY	Yamaha TZR - Twistgrip Motorcycles	7	15:59.042	50.043	9.633	78.01	2:10.801	7	12	5
8	9	F400_M	4	Kobe PERRY	Kawasaki NINJA -	7	16:05.993	56.994	6.951	77.45	2:15.779	2	8	0
9	74	YPM	2	Paul WHITBY	Yamaha TZR 250 - Greybridge Ltd	7	16:10.992	1:01.993	4.999	77.05	2:12.290	7	14	5
10	8	YPM	3	David BALL	Yamaha TZR250 - Gardiner Page and Roe pension consult	7	16:11.333	1:02.334	0.341	77.02	2:12.503	7	13	3
11	26	YPM	4	Damian LEE	Yamaha TZR250 - Leed Autos	7	16:28.464	1:19.465	17.131	75.68	2:14.340	7	16	5
12	99	YPM	5	Calvin HOGAN	Yamaha TZR 250 - F.G Racing	7	16:28.607	1:19.608	0.143	75.67	2:14.201	7	17	5
13	6	YPM_C	1	Alan BUSHELL	Yamaha TZR 250 - Moonraker motorcycles	7	16:46.837	1:37.838	18.230	74.30	2:16.754	7	21	8
14	5	F400_R	1	Lilly RHODES	Kawasaki NINJA - Family	7	16:52.626	1:43.627	5.789	73.88	2:23.029	5	9	-5
15	60	YPM_C	2	Danny GOUGH	Yamaha TZR 250 - G Force Motorcycles	7	16:55.356	1:46.357	2.730	73.68	2:16.947	7	18	3
16	333	YPM_C	3	Mark STUBBERFIELD	Yamaha TZR250 - Polished concrete London	7	16:55.573	1:46.574	0.217	73.66	2:17.827	7	19	3
17	72	YPM_C	4	John HAMILTON	Yamaha TRZ250 - LW Racing	7	17:02.199	1:53.200	6.626	73.19	2:18.920	4	20	3
18	34	YPM_R	1	Paul NIELD	Yamaha TZR250 -	7	17:15.651	2:06.652	13.452	72.24	2:21.049	6	22	4
19	73	YPM_C	5	Colvin TURNER	Yamaha TZR250 -	7	17:15.856	2:06.857	0.205	72.22	2:21.277	7	24	5
20	64	YPM_R	2	Iain DAVIS	Yamaha TZR 2MA -	7	17:17.569	2:08.570	1.713	72.10	2:19.617	6	23	3
21	84	YPM_R	3	Bert ELLISON	Yamaha TZR250 - Ma n pa prentice	6	15:22.896	1 Lap	1 Lap	69.48	2:25.512	3	25	4
22	65	YPM_C	6	Nigel TERRY	Yamaha TZR250 - NTrap Garage Doors	6	15:53.954	1 Lap	31.058	67.22	2:31.279	2	28	6
23	67	YPM_C	7	Mark BAILEY	Yamaha TZR - Elite Air conditioning Ltd. Hydroflow plumbing	6	15:53.964	1 Lap	0.010	67.22	2:31.352	4	26	3
24	42	YPM_C	8	Martin PEARSON	Yamaha TZR250 -	6	15:55.093	1 Lap	1.129	67.14	2:31.516	2	31	7
25	71	YPM_C	9	Tess BICKERSTAFF	Yamaha TZR250 - Len Whalin	6	16:22.588	1 Lap	27.495	65.26	2:34.973	6	27	2
26	20	YPM_R	4	Sara Sophie OSTERHOLZER	Yamaha TZR 250 -	6	17:23.148	1 Lap	1:00.560	61.47	2:43.163	6	30	4
27	100	YPM_R	5	Alex NUNN	Yamaha TZR 250 - www.ypmrc.co.uk	6	17:23.726	1 Lap	0.578	61.44	2:44.514	6	29	2

NOT CLASSIFIED

DNF	70	YPM		Andrew BURSCOUGH	Yamaha YPVS 350 - Mad biker designs/Martitanium	6	14:12.389	1 Lap		75.23	2:14.991	6	15	
DNF	117	F400_S		David PATERSON	Aprilia RS250 - The love of a good woman / JP racing	4	10:38.998	3 Laps	2 Laps	66.90	2:36.954	4	10	
DNF	81	F400_R		Ollie SIMS	Kawasaki NINJA 400 - Motorbodies Weston Ltd	3	6:50.545	4 Laps	1 Lap	78.10	2:14.139	3	3	

NOT STARTED

NS	46	YPM_C		Kevin MARSHALL	Yamaha TZR250 - Stacey Processing									33
----	----	-------	--	----------------	-----------------------------------	--	--	--	--	--	--	--	--	----

FASTEST LAP

35	F400_M	Zack WESTON	Kawasaki ZX4RR - NW Racing	2	2:08.324	83.28 mph	134.04 kph
51	YPM	Kevin WHOLEY	Yamaha TZR - Twistgrip Motorcycles	7	2:10.801	81.71 mph	131.50 kph
12	F400_S	Kade WATT	Kawasaki NINJA 400 - 3D Racing	4	2:13.439	80.09 mph	128.90 kph
55	F400_SR	Magnus MANSON-CHUBB	Kawasaki ZXR400L -	7	2:13.691	79.94 mph	128.66 kph
81	F400_R	Ollie SIMS	Kawasaki NINJA 400 - Motorbodies Weston Ltd	3	2:14.139	79.67 mph	128.23 kph
6	YPM_C	Alan BUSHELL	Yamaha TZR 250 - Moonraker motorcycles	7	2:16.754	78.15 mph	125.77 kph
64	YPM_R	Iain DAVIS	Yamaha TZR 2MA -	6	2:19.617	76.55 mph	123.19 kph

Comments:

Class F400_M - 92.5% of Race Speed = 76.12 mph
 Class F400_S/R - 92.5% of Race Speed = 73.08 mph
 Class F400_S - 92.5% of Race Speed = 73.06 mph
 Class YPM - 92.5% of Race Speed = 72.15 mph
 Class YPM_C - 92.5% of Race Speed = 68.72 mph
 Class F400_R - 92.5% of Race Speed = 68.33 mph
 Class YPM_R - 92.5% of Race Speed = 66.82 mph

Weather / Track : Cloudy / Dry

These results are provisional until the conclusion of any judicial and technical matters.

Date: 01/09/2024 Start: 10:17 Finish: 10:32
 Snetterton 300: 2.9689 miles

Clerk Of Course:

Stewards:

Timekeeper:

Craig Smith



BMCRC - MRO Championships 2024 - Rnd 6 @ Snetterton 300

DFDS Yamaha Past Masters & BMCRC Formula 400

RACE 3 - LAP CHART

LAP 1 @ 10:19:21.400

NO	BEHIND	LAP TIME
35		2:13.565
45	2.493	2:16.058
161	2.847	2:16.412
55	6.354	2:19.919
12	6.440	2:20.005
81	6.725	2:20.290
90	7.219	2:20.784
9	8.023	2:21.588
5	15.528	2:29.093
117	33.280	2:46.845
51	37.909	2:51.474
74	39.307	2:52.872
8	39.433	2:52.998
70	41.181	2:54.746
26	42.141	2:55.706
99	42.404	2:55.969
6	44.932	2:58.497
72	46.954	3:00.519
333	47.606	3:01.171
60	47.762	3:01.327
34	49.691	3:03.256
73	50.413	3:03.978
64	51.225	3:04.790
84	56.529	3:10.094
67	58.795	3:12.360
42	59.868	3:13.433
65	1:00.556	3:14.121
71	1:05.502	3:19.067
20	1:14.318	3:27.883
100	1:18.819	3:32.384

LAP 2 @ 10:21:29.724

NO	BEHIND	LAP TIME
35		2:08.324
45	4.899	2:10.730
161	4.961	2:10.438
55	12.525	2:14.495
12	12.752	2:14.636
90	14.117	2:15.222
81	14.517	2:16.116
9	15.478	2:15.779
5	30.652	2:23.448
51	40.953	2:11.368
74	44.105	2:13.122
8	44.298	2:13.189
70	48.787	2:15.930
26	49.856	2:16.039
99	50.820	2:16.740
6	56.148	2:19.540
333	58.201	2:18.919
72	59.943	2:21.313
60	1:00.131	2:20.693
117	1:02.696	2:37.740
34	1:03.209	2:21.842
73	1:03.504	2:21.415
64	1:04.728	2:21.827
84	1:15.429	2:27.224
67	1:22.525	2:32.054
42	1:23.060	2:31.516
65	1:23.511	2:31.279
71	1:33.620	2:36.442
20	1:53.858	2:47.864
100	1:58.382	2:47.887

LAP 3 @ 10:23:38.506

NO	BEHIND	LAP TIME
35		2:08.782
161	5.972	2:09.793
45	6.466	2:10.349
55	17.926	2:14.183
90	19.414	2:14.079
12	19.483	2:15.513
81	19.874	2:14.139
9	22.647	2:15.951
51	43.622	2:11.451
5	44.997	2:23.127
74	48.353	2:13.030
8	48.431	2:12.915
70	55.668	2:15.663
26	56.385	2:15.311
99	57.424	2:15.386
6	1:06.746	2:19.380
333	1:09.362	2:19.943
60	1:11.899	2:20.550
72	1:12.316	2:21.155
73	1:17.096	2:22.374
34	1:17.454	2:23.027
64	1:18.646	2:22.700
117	1:31.373	2:37.459
84	1:32.159	2:25.512
67	1:45.972	2:32.229
42	1:46.220	2:31.942
65	1:47.287	2:32.558
71	2:01.600	2:36.762

LAP 4 @ 10:25:48.406

NO	BEHIND	LAP TIME
35		2:09.900
45	6.841	2:10.275
161	6.912	2:10.840
20	1 Lap	2:46.850
55	22.257	2:14.231
12	23.022	2:13.439
90	23.712	2:14.198
100	1 Lap	2:47.824
9	29.934	2:17.187
51	45.374	2:11.652
74	51.460	2:13.007
8	51.554	2:13.023
5	59.665	2:24.568
70	1:01.369	2:15.601
26	1:02.333	2:15.848
99	1:02.752	2:15.228
6	1:14.961	2:18.115
333	1:18.762	2:19.300
60	1:20.014	2:18.015
72	1:21.336	2:18.920
64	1:30.124	2:21.378
73	1:30.225	2:23.029
34	1:31.010	2:23.456
84	1:49.100	2:26.841
117	1:58.427	2:36.954
67	2:07.424	2:31.352
42	2:08.555	2:32.235
65	2:08.989	2:31.602

LAP 5 @ 10:27:57.921

NO	BEHIND	LAP TIME
35		2:09.515
45	8.657	2:11.331
161	9.281	2:11.884
71	1 Lap	2:36.974
12	28.070	2:14.563
55	28.327	2:15.585
90	28.896	2:14.699
9	38.105	2:17.686
51	47.188	2:11.329
74	56.016	2:14.071
8	56.120	2:14.081
20	1 Lap	2:47.584
100	1 Lap	2:46.196
70	1:07.312	2:15.458
26	1:08.117	2:15.299
99	1:08.487	2:15.250
5	1:13.179	2:23.029
6	1:22.496	2:17.050
333	1:29.112	2:19.865
60	1:29.424	2:18.925
72	1:31.989	2:20.168
64	1:41.799	2:21.190
73	1:42.902	2:22.192
34	1:43.343	2:21.848
84	2:05.411	2:25.826

LAP 6 @ 10:30:07.237

NO	BEHIND	LAP TIME
35		2:09.316
161	9.347	2:09.382
45	9.427	2:10.086
67	1 Lap	2:32.711
65	1 Lap	2:33.055
42	1 Lap	2:34.057
90	33.099	2:13.519
12	33.465	2:14.711
55	33.828	2:14.817
71	1 Lap	2:38.370
9	48.422	2:19.633
51	48.839	2:10.967
74	59.300	2:12.600
8	59.428	2:12.624
70	1:12.987	2:14.991
26	1:14.722	2:15.921
99	1:15.004	2:15.833
5	1:29.916	2:26.053
6	1:30.681	2:17.501
333	1:38.344	2:18.548
60	1:39.007	2:18.899
100	1 Lap	2:44.921
20	1 Lap	2:49.804
72	1:41.903	2:19.230
64	1:52.100	2:19.617
34	1:55.076	2:21.049
73	1:55.177	2:21.591

LAP 7 @ 10:32:16.834

NO	BEHIND	LAP TIME
35		2:09.597
45	9.107	2:09.277
161	9.957	2:10.207
84	1 Lap	2:27.399

55	37.922	2:13.691
12	38.152	2:14.284
90	40.410	2:16.908
65	1 Lap	2:31.339
67	1 Lap	2:33.258
42	1 Lap	2:31.910
51	50.043	2:10.801
9	56.994	2:18.169
74	1:01.993	2:12.290
8	1:02.334	2:12.503
71	1 Lap	2:34.973
26	1:19.465	2:14.340
99	1:19.608	2:14.201
6	1:37.838	2:16.754
5	1:43.627	2:23.308
60	1:46.357	2:16.947
333	1:46.574	2:17.827
72	1:53.200	2:20.894
34	2:06.652	2:21.173
73	2:06.857	2:21.277
64	2:08.570	2:26.067
20	1 Lap	2:43.163
100	1 Lap	2:44.514

BMCRC - MRO Championships 2024 - Rnd 6 @ Snetterton 300

DFDS Yamaha Past Masters & BMCRC Formula 400

RACE 3 - POSITION CHART

No	Name	Lap Pos	Lap						
			1	2	3	4	5	6	7
45	MACKENZIE	1	35	35	35	35	35	35	35
161	LAYTON	2	45	45	161	45	45	161	45
81	SIMS	3	161	161	45	161	161	45	161
12	WATT	4	55	55	55	55	12	90	55
90	RAPA	5	12	12	90	12	55	12	12
55	MANSON-CHUBB	6	81	90	12	90	90	55	90
35	WESTON	7	90	81	81	9	9	9	51
9	PERRY	8	9	9	9	51	51	51	9
5	RHODES	9	5	5	51	74	74	74	74
117	PATERSON	10	117	51	5	8	8	8	8
51	WHOLEY	11	51	74	74	5	70	70	26
8	BALL	12	74	8	8	70	26	26	99
74	WHITBY	13	8	70	70	26	99	99	6
70	BURSCOUGH	14	70	26	26	99	5	5	5
26	LEE	15	26	99	99	6	6	6	60
99	HOGAN	16	99	6	6	333	333	333	333
60	GOUGH	17	6	333	333	60	60	60	72
333	STUBBERFIELD	18	72	72	60	72	72	72	34
72	HAMILTON	19	333	60	72	64	64	64	73
6	BUSHELL	20	60	117	73	73	73	34	64
34	NIELD	21	34	34	34	34	34	73	
64	DAVIS	22	73	73	64	84	84	84	
73	TURNER	23	64	64	117	117	67	65	
84	ELLISON	24	84	84	84	67	65	67	
67	BAILEY	25	67	67	67	42	42	42	
71	BICKERSTAFF	26	42	42	42	65	71	71	
65	TERRY	27	65	65	65	71	100	20	
100	NUNN	28	71	71	71	20	20	100	
20	OSTERHOLZER	29	20	20	20	100			
42	PEARSON	30	100	100	100				
46	MARSHALL	31							

BMCRC - MRO Championships 2024 - Rnd 6 @ Snetterton 300

DFDS Yamaha Past Masters & BMCRC Formula 400

RACE 3 - SECTOR ANALYSIS



SECTOR 1 = FL to I1, SECTOR 2 = I1 to FL, DIFF = Difference To Personal Best Lap, P = Crossed Finish Line in Pit Lane, D = Time Disallowed

P1 35 F400_M Zack WESTON		Kawasaki ZX4RR - NW Racing				
IDEAL LAP TIME : 2:08.289		BEST LAP TIME : 2:08.324		DIFFERENCE : 0.035		
LAP	SECTOR 1	SECTOR 2	LAP TIME	MPH	DIFF	TIME OF DAY
1 -		42.309	2:13.565	80.02	5.241	10:19:21.400
2 -	1:25.980	42.344	2:08.324 (1)	83.28		10:21:29.724
3 -	1:26.154	42.628	2:08.782 (2)	82.99	0.458	10:23:38.506
4 -	1:27.295	42.605	2:09.900	82.27	1.576	10:25:48.406
5 -	1:26.753	42.762	2:09.515	82.52	1.191	10:27:57.921
6 -	1:26.790	42.526	2:09.316 (3)	82.65	0.992	10:30:07.237
7 -	1:26.405	43.192	2:09.597	82.47	1.273	10:32:16.834

P2 45 F400_M Marley MACKENZIE		Kawasaki NINJA - Kirkcaldy Kawasaki, ELPM				
IDEAL LAP TIME : 2:09.277		BEST LAP TIME : 2:09.277		DIFFERENCE : 0.000		
LAP	SECTOR 1	SECTOR 2	LAP TIME	MPH	DIFF	TIME OF DAY
1 -		43.450	2:16.058	78.55	6.781	10:19:23.893
2 -	1:27.630	43.100	2:10.730	81.75	1.453	10:21:34.623
3 -	1:27.522	42.827	2:10.349	81.99	1.072	10:23:44.972
4 -	1:27.394	42.881	2:10.275 (3)	82.04	0.998	10:25:55.247
5 -	1:28.026	43.305	2:11.331	81.38	2.054	10:28:06.578
6 -	1:27.154	42.932	2:10.086 (2)	82.16	0.809	10:30:16.664
7 -	1:26.503	42.774	2:09.277 (1)	82.67		10:32:25.941

P3 161 F400_M Aleisha LAYTON		Kawasaki NINJA 400 -				
IDEAL LAP TIME : 2:09.172		BEST LAP TIME : 2:09.382		DIFFERENCE : 0.210		
LAP	SECTOR 1	SECTOR 2	LAP TIME	MPH	DIFF	TIME OF DAY
1 -		44.170	2:16.412	78.35	7.030	10:19:24.247
2 -	1:27.276	43.162	2:10.438	81.93	1.056	10:21:34.685
3 -	1:27.077	42.716	2:09.793 (2)	82.34	0.411	10:23:44.478
4 -	1:28.059	42.781	2:10.840	81.68	1.458	10:25:55.318
5 -	1:28.613	43.271	2:11.884	81.04	2.502	10:28:07.202
6 -	1:26.456	42.926	2:09.382 (1)	82.60		10:30:16.584
7 -	1:26.493	43.714	2:10.207 (3)	82.08	0.825	10:32:26.791

P4 55 F400_S/F Magnus MANSON-CHUBB		Kawasaki ZXR400L -				
IDEAL LAP TIME : 2:13.233		BEST LAP TIME : 2:13.691		DIFFERENCE : 0.458		
LAP	SECTOR 1	SECTOR 2	LAP TIME	MPH	DIFF	TIME OF DAY
1 -		43.878	2:19.919	76.38	6.228	10:19:27.754
2 -	1:30.201	44.294	2:14.495	79.46	0.804	10:21:42.249
3 -	1:30.095	44.088	2:14.183 (2)	79.65	0.492	10:23:56.432
4 -	1:29.799	44.432	2:14.231 (3)	79.62	0.540	10:26:10.663
5 -	1:31.183	44.402	2:15.585	78.82	1.894	10:28:26.248
6 -	1:30.964	43.853	2:14.817	79.27	1.126	10:30:41.065
7 -	1:29.380	44.311	2:13.691 (1)	79.94		10:32:54.756

P5 12 F400_S Kade WATT		Kawasaki NINJA 400 - 3D Racing				
IDEAL LAP TIME : 2:13.402		BEST LAP TIME : 2:13.439		DIFFERENCE : 0.037		
LAP	SECTOR 1	SECTOR 2	LAP TIME	MPH	DIFF	TIME OF DAY
1 -		44.614	2:20.005	76.34	6.566	10:19:27.840
2 -	1:30.308	44.328	2:14.636	79.38	1.197	10:21:42.476
3 -	1:30.422	45.091	2:15.513	78.87	2.074	10:23:57.989
4 -	1:29.476	43.963	2:13.439 (1)	80.09		10:26:11.428
5 -	1:30.159	44.404	2:14.563 (3)	79.42	1.124	10:28:25.991
6 -	1:30.785	43.926	2:14.711	79.34	1.272	10:30:40.702
7 -	1:29.781	44.503	2:14.284 (2)	79.59	0.845	10:32:54.986

BMCRC - MRO Championships 2024 - Rnd 6 @ Snetterton 300

DFDS Yamaha Past Masters & BMCRC Formula 400

RACE 3 - SECTOR ANALYSIS



SECTOR 1 = FL to I1, SECTOR 2 = I1 to FL, DIFF = Difference To Personal Best Lap, P = Crossed Finish Line in Pit Lane, D = Time Disallowed

P6		90 F400_S Steve RAPA		Honda RVF400 - My Own Fair Hands		
IDEAL LAP TIME : 2:13.495		BEST LAP TIME : 2:13.519		DIFFERENCE : 0.024		
LAP	SECTOR 1	SECTOR 2	LAP TIME	MPH	DIFF	TIME OF DAY
1 -		44.621	2:20.784	75.91	7.265	10:19:28.619
2 -	1:30.857	44.365	2:15.222	79.04	1.703	10:21:43.841
3 -	1:30.302	43.777	2:14.079 (2)	79.71	0.560	10:23:57.920
4 -	1:30.021	44.177	2:14.198 (3)	79.64	0.679	10:26:12.118
5 -	1:31.104	43.595	2:14.699	79.34	1.180	10:28:26.817
6 -	1:29.900	43.619	2:13.519 (1)	80.04		10:30:40.336
7 -	1:31.898	45.010	2:16.908	78.06	3.389	10:32:57.244

P7		51 YPM Kevin WHOLEY		Yamaha TZR - Twistgrip Motorcycles		
IDEAL LAP TIME : 2:10.655		BEST LAP TIME : 2:10.801		DIFFERENCE : 0.146		
LAP	SECTOR 1	SECTOR 2	LAP TIME	MPH	DIFF	TIME OF DAY
1 -		43.425	2:51.474	62.33	40.673	10:19:59.309
2 -	1:28.411	42.957	2:11.368	81.35	0.567	10:22:10.677
3 -	1:27.750	43.701	2:11.451	81.30	0.650	10:24:22.128
4 -	1:28.419	43.233	2:11.652	81.18	0.851	10:26:33.780
5 -	1:28.013	43.316	2:11.329 (3)	81.38	0.528	10:28:45.109
6 -	1:27.739	43.228	2:10.967 (2)	81.60	0.166	10:30:56.076
7 -	1:27.885	42.916	2:10.801 (1)	81.71		10:33:06.877

P8		9 F400_M Kobe PERRY		Kawasaki NINJA -		
IDEAL LAP TIME : 2:15.693		BEST LAP TIME : 2:15.779		DIFFERENCE : 0.086		
LAP	SECTOR 1	SECTOR 2	LAP TIME	MPH	DIFF	TIME OF DAY
1 -		45.032	2:21.588	75.48	5.809	10:19:29.423
2 -	1:30.745	45.034	2:15.779 (1)	78.71		10:21:45.202
3 -	1:31.003	44.948	2:15.951 (2)	78.61	0.172	10:24:01.153
4 -	1:32.024	45.163	2:17.187 (3)	77.90	1.408	10:26:18.340
5 -	1:32.424	45.262	2:17.686	77.62	1.907	10:28:36.026
6 -	1:32.805	46.828	2:19.633	76.54	3.854	10:30:55.659
7 -	1:32.826	45.343	2:18.169	77.35	2.390	10:33:13.828

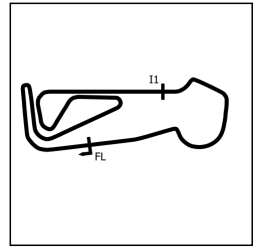
P9		74 YPM Paul WHITBY		Yamaha TZR 250 - Greybridge Ltd		
IDEAL LAP TIME : 2:11.942		BEST LAP TIME : 2:12.290		DIFFERENCE : 0.348		
LAP	SECTOR 1	SECTOR 2	LAP TIME	MPH	DIFF	TIME OF DAY
1 -		43.578	2:52.872	61.82	40.582	10:20:00.707
2 -	1:29.431	43.691	2:13.122	80.28	0.832	10:22:13.829
3 -	1:28.696	44.334	2:13.030	80.34	0.740	10:24:26.859
4 -	1:29.039	43.968	2:13.007 (3)	80.35	0.717	10:26:39.866
5 -	1:29.152	44.919	2:14.071	79.71	1.781	10:28:53.937
6 -	1:28.624	43.976	2:12.600 (2)	80.60	0.310	10:31:06.537
7 -	1:28.364	43.926	2:12.290 (1)	80.79		10:33:18.827

P10		8 YPM David BALL		Yamaha TZR250 - Gardiner Page and Roe pension consultants		
IDEAL LAP TIME : 2:12.064		BEST LAP TIME : 2:12.503		DIFFERENCE : 0.439		
LAP	SECTOR 1	SECTOR 2	LAP TIME	MPH	DIFF	TIME OF DAY
1 -		43.441	2:52.998	61.78	40.495	10:20:00.833
2 -	1:29.480	43.709	2:13.189	80.24	0.686	10:22:14.022
3 -	1:28.899	44.016	2:12.915 (3)	80.41	0.412	10:24:26.937
4 -	1:29.670	43.353	2:13.023	80.34	0.520	10:26:39.960
5 -	1:29.180	44.901	2:14.081	79.71	1.578	10:28:54.041
6 -	1:29.206	43.418	2:12.624 (2)	80.58	0.121	10:31:06.665
7 -	1:29.338	43.165	2:12.503 (1)	80.66		10:33:19.168

BMCRC - MRO Championships 2024 - Rnd 6 @ Snetterton 300

DFDS Yamaha Past Masters & BMCRC Formula 400

RACE 3 - SECTOR ANALYSIS



SECTOR 1 = FL to I1, SECTOR 2 = I1 to FL, DIFF = Difference To Personal Best Lap, P = Crossed Finish Line in Pit Lane, D = Time Disallowed

P11 26 YPM Damian LEE			Yamaha TZR250 - Leed Autos			
IDEAL LAP TIME : 2:14.340		BEST LAP TIME : 2:14.340		DIFFERENCE : 0.000		
LAP	SECTOR 1	SECTOR 2	LAP TIME	MPH	DIFF	TIME OF DAY
1 -		44.904	2:55.706	60.82	41.366	10:20:03.541
2 -	1:30.699	45.340	2:16.039	78.56	1.699	10:22:19.580
3 -	1:30.217	45.094	2:15.311 (3)	78.98	0.971	10:24:34.891
4 -	1:30.856	44.992	2:15.848	78.67	1.508	10:26:50.739
5 -	1:30.532	44.767	2:15.299 (2)	78.99	0.959	10:29:06.038
6 -	1:31.327	44.594	2:15.921	78.63	1.581	10:31:21.959
7 -	1:29.984	44.356	2:14.340 (1)	79.55		10:33:36.299

P12 99 YPM Calvin HOGAN			Yamaha TZR 250 - F.G Racing			
IDEAL LAP TIME : 2:14.201		BEST LAP TIME : 2:14.201		DIFFERENCE : 0.000		
LAP	SECTOR 1	SECTOR 2	LAP TIME	MPH	DIFF	TIME OF DAY
1 -		44.506	2:55.969	60.73	41.768	10:20:03.804
2 -	1:32.342	44.398	2:16.740	78.16	2.539	10:22:20.544
3 -	1:30.937	44.449	2:15.386	78.94	1.185	10:24:35.930
4 -	1:30.847	44.381	2:15.228 (2)	79.03	1.027	10:26:51.158
5 -	1:30.774	44.476	2:15.250 (3)	79.02	1.049	10:29:06.408
6 -	1:31.489	44.344	2:15.833	78.68	1.632	10:31:22.241
7 -	1:30.240	43.961	2:14.201 (1)	79.64		10:33:36.442

P13 6 YPM_C Alan BUSHELL			Yamaha TZR 250 - Moonraker motorcycles			
IDEAL LAP TIME : 2:16.473		BEST LAP TIME : 2:16.754		DIFFERENCE : 0.281		
LAP	SECTOR 1	SECTOR 2	LAP TIME	MPH	DIFF	TIME OF DAY
1 -		45.677	2:58.497	59.87	41.743	10:20:06.332
2 -	1:33.416	46.124	2:19.540	76.59	2.786	10:22:25.872
3 -	1:33.178	46.202	2:19.380	76.68	2.626	10:24:45.252
4 -	1:32.767	45.348	2:18.115	77.38	1.361	10:27:03.367
5 -	1:31.781	45.269	2:17.050 (2)	77.98	0.296	10:29:20.417
6 -	1:31.484	46.017	2:17.501 (3)	77.73	0.747	10:31:37.918
7 -	1:31.765	44.989	2:16.754 (1)	78.15		10:33:54.672

P14 5 F400_R Lilly RHODES			Kawasaki NINJA - Family			
IDEAL LAP TIME : 2:22.565		BEST LAP TIME : 2:23.029		DIFFERENCE : 0.464		
LAP	SECTOR 1	SECTOR 2	LAP TIME	MPH	DIFF	TIME OF DAY
1 -		47.510	2:29.093	71.68	6.064	10:19:36.928
2 -	1:35.651	47.797	2:23.448	74.50	0.419	10:22:00.376
3 -	1:35.414	47.713	2:23.127 (2)	74.67	0.098	10:24:23.503
4 -	1:36.140	48.428	2:24.568	73.93	1.539	10:26:48.071
5 -	1:35.078	47.951	2:23.029 (1)	74.72		10:29:11.100
6 -	1:37.052	49.001	2:26.053	73.17	3.024	10:31:37.153
7 -	1:35.821	47.487	2:23.308 (3)	74.58	0.279	10:34:00.461

P15 60 YPM_C Danny GOUGH			Yamaha TZR 250 - G Force Motorcycles			
IDEAL LAP TIME : 2:16.947		BEST LAP TIME : 2:16.947		DIFFERENCE : 0.000		
LAP	SECTOR 1	SECTOR 2	LAP TIME	MPH	DIFF	TIME OF DAY
1 -		46.421	3:01.327	58.94	44.380	10:20:09.162
2 -	1:32.953	47.740	2:20.693	75.96	3.746	10:22:29.855
3 -	1:34.369	46.181	2:20.550	76.04	3.603	10:24:50.405
4 -	1:32.267	45.748	2:18.015 (2)	77.44	1.068	10:27:08.420
5 -	1:32.646	46.279	2:18.925	76.93	1.978	10:29:27.345
6 -	1:32.099	46.800	2:18.899 (3)	76.94	1.952	10:31:46.244
7 -	1:31.820	45.127	2:16.947 (1)	78.04		10:34:03.191

BMCRC - MRO Championships 2024 - Rnd 6 @ Snetterton 300

DFDS Yamaha Past Masters & BMCRC Formula 400

RACE 3 - SECTOR ANALYSIS



SECTOR 1 = FL to I1, SECTOR 2 = I1 to FL, DIFF = Difference To Personal Best Lap, P = Crossed Finish Line in Pit Lane, D = Time Disallowed

P16 333 YPM_C Mark STUBBERFIELD			Yamaha TZR250 - Polished concrete London			
IDEAL LAP TIME : 2:17.207		BEST LAP TIME : 2:17.827		DIFFERENCE : 0.620		
LAP	SECTOR 1	SECTOR 2	LAP TIME	MPH	DIFF	TIME OF DAY
1 -		46.367	3:01.171	58.99	43.344	10:20:09.006
2 -	1:31.837	47.082	2:18.919 (3)	76.93	1.092	10:22:27.925
3 -	1:32.916	47.027	2:19.943	76.37	2.116	10:24:47.868
4 -	1:32.974	46.326	2:19.300	76.72	1.473	10:27:07.168
5 -	1:32.558	47.307	2:19.865	76.41	2.038	10:29:27.033
6 -	1:32.109	46.439	2:18.548 (2)	77.14	0.721	10:31:45.581
7 -	1:32.457	45.370	2:17.827 (1)	77.54		10:34:03.408

P17 72 YPM_C John HAMILTON			Yamaha TRZ250 - LW Racing			
IDEAL LAP TIME : 2:18.706		BEST LAP TIME : 2:18.920		DIFFERENCE : 0.214		
LAP	SECTOR 1	SECTOR 2	LAP TIME	MPH	DIFF	TIME OF DAY
1 -		45.912	3:00.519	59.20	41.599	10:20:08.354
2 -	1:33.589	47.724	2:21.313	75.63	2.393	10:22:29.667
3 -	1:34.803	46.352	2:21.155	75.71	2.235	10:24:50.822
4 -	1:33.100	45.820	2:18.920 (1)	76.93		10:27:09.742
5 -	1:33.917	46.251	2:20.168 (3)	76.25	1.248	10:29:29.910
6 -	1:32.886	46.344	2:19.230 (2)	76.76	0.310	10:31:49.140
7 -	1:34.713	46.181	2:20.894	75.85	1.974	10:34:10.034

P18 34 YPM_R Paul NIELD			Yamaha TZR250 -			
IDEAL LAP TIME : 2:20.508		BEST LAP TIME : 2:21.049		DIFFERENCE : 0.541		
LAP	SECTOR 1	SECTOR 2	LAP TIME	MPH	DIFF	TIME OF DAY
1 -		46.569	3:03.256	58.32	42.207	10:20:11.091
2 -	1:35.462	46.380	2:21.842 (3)	75.35	0.793	10:22:32.933
3 -	1:36.133	46.894	2:23.027	74.72	1.978	10:24:55.960
4 -	1:37.304	46.152	2:23.456	74.50	2.407	10:27:19.416
5 -	1:34.949	46.899	2:21.848	75.34	0.799	10:29:41.264
6 -	1:34.356	46.693	2:21.049 (1)	75.77		10:32:02.313
7 -	1:34.658	46.515	2:21.173 (2)	75.70	0.124	10:34:23.486

P19 73 YPM_C Colvin TURNER			Yamaha TZR250 -			
IDEAL LAP TIME : 2:20.791		BEST LAP TIME : 2:21.277		DIFFERENCE : 0.486		
LAP	SECTOR 1	SECTOR 2	LAP TIME	MPH	DIFF	TIME OF DAY
1 -		46.494	3:03.978	58.09	42.701	10:20:11.813
2 -	1:35.008	46.407	2:21.415 (2)	75.57	0.138	10:22:33.228
3 -	1:35.433	46.941	2:22.374	75.07	1.097	10:24:55.602
4 -	1:35.278	47.751	2:23.029	74.72	1.752	10:27:18.631
5 -	1:35.560	46.632	2:22.192	75.16	0.915	10:29:40.823
6 -	1:34.613	46.978	2:21.591 (3)	75.48	0.314	10:32:02.414
7 -	1:34.384	46.893	2:21.277 (1)	75.65		10:34:23.691

P20 64 YPM_R Iain DAVIS			Yamaha TZR 2MA -			
IDEAL LAP TIME : 2:19.617		BEST LAP TIME : 2:19.617		DIFFERENCE : 0.000		
LAP	SECTOR 1	SECTOR 2	LAP TIME	MPH	DIFF	TIME OF DAY
1 -		47.092	3:04.790	57.83	45.173	10:20:12.625
2 -	1:35.122	46.705	2:21.827	75.35	2.210	10:22:34.452
3 -	1:36.026	46.674	2:22.700	74.89	3.083	10:24:57.152
4 -	1:35.106	46.272	2:21.378 (3)	75.59	1.761	10:27:18.530
5 -	1:34.731	46.459	2:21.190 (2)	75.69	1.573	10:29:39.720
6 -	1:33.786	45.831	2:19.617 (1)	76.55		10:31:59.337
7 -	1:34.916	51.151	2:26.067	73.17	6.450	10:34:25.404

BMCRC - MRO Championships 2024 - Rnd 6 @ Snetterton 300

DFDS Yamaha Past Masters & BMCRC Formula 400

RACE 3 - SECTOR ANALYSIS



SECTOR 1 = FL to I1, SECTOR 2 = I1 to FL, DIFF = Difference To Personal Best Lap, P = Crossed Finish Line in Pit Lane, D = Time Disallowed

P21 84 YPM_R Bert ELLISON			Yamaha TZR250 - Ma n pa prentice			
IDEAL LAP TIME : 2:24.730			BEST LAP TIME : 2:25.512		DIFFERENCE : 0.782	
LAP	SECTOR 1	SECTOR 2	LAP TIME	MPH	DIFF	TIME OF DAY
1 -		48.505	3:10.094	56.22	44.582	10:20:17.929
2 -	1:38.825	48.399	2:27.224	72.59	1.712	10:22:45.153
3 -	1:36.756	48.756	2:25.512 (1)	73.45		10:25:10.665
4 -	1:37.731	49.110	2:26.841 (3)	72.78	1.329	10:27:37.506
5 -	1:36.365	49.461	2:25.826 (2)	73.29	0.314	10:30:03.332
6 -	1:36.331	51.068	2:27.399	72.51	1.887	10:32:30.731

P22 65 YPM_C Nigel TERRY			Yamaha TZR250 - NTrap Garage Doors			
IDEAL LAP TIME : 2:31.130			BEST LAP TIME : 2:31.279		DIFFERENCE : 0.149	
LAP	SECTOR 1	SECTOR 2	LAP TIME	MPH	DIFF	TIME OF DAY
1 -		50.548	3:14.121	55.05	42.842	10:20:21.956
2 -	1:41.278	50.001	2:31.279 (1)	70.65		10:22:53.235
3 -	1:42.387	50.171	2:32.558	70.05	1.279	10:25:25.793
4 -	1:41.750	49.852	2:31.602 (3)	70.50	0.323	10:27:57.395
5 -	1:42.651	50.404	2:33.055	69.83	1.776	10:30:30.450
6 -	1:41.292	50.047	2:31.339 (2)	70.62	0.060	10:33:01.789

P23 67 YPM_C Mark BAILEY			Yamaha TZR - Elite Air conditioning Ltd. Hydroflow plumbing ltd			
IDEAL LAP TIME : 2:31.046			BEST LAP TIME : 2:31.352		DIFFERENCE : 0.306	
LAP	SECTOR 1	SECTOR 2	LAP TIME	MPH	DIFF	TIME OF DAY
1 -		50.765	3:12.360	55.56	41.008	10:20:20.195
2 -	1:40.947	51.107	2:32.054 (2)	70.29	0.702	10:22:52.249
3 -	1:41.064	51.165	2:32.229 (3)	70.21	0.877	10:25:24.478
4 -	1:40.281	51.071	2:31.352 (1)	70.61		10:27:55.830
5 -	1:40.482	52.229	2:32.711	69.98	1.359	10:30:28.541
6 -	1:42.461	50.797	2:33.258	69.73	1.906	10:33:01.799

P24 42 YPM_C Martin PEARSON			Yamaha TZR250 -			
IDEAL LAP TIME : 2:31.188			BEST LAP TIME : 2:31.516		DIFFERENCE : 0.328	
LAP	SECTOR 1	SECTOR 2	LAP TIME	MPH	DIFF	TIME OF DAY
1 -		50.471	3:13.433	55.25	41.917	10:20:21.268
2 -	1:41.003	50.513	2:31.516 (1)	70.54		10:22:52.784
3 -	1:41.497	50.445	2:31.942 (3)	70.34	0.426	10:25:24.726
4 -	1:42.050	50.185	2:32.235	70.20	0.719	10:27:56.961
5 -	1:43.350	50.707	2:34.057	69.37	2.541	10:30:31.018
6 -	1:41.617	50.293	2:31.910 (2)	70.35	0.394	10:33:02.928

P25 71 YPM_C Tess BICKERSTAFF			Yamaha TZR250 - Len Whalin			
IDEAL LAP TIME : 2:34.973			BEST LAP TIME : 2:34.973		DIFFERENCE : 0.000	
LAP	SECTOR 1	SECTOR 2	LAP TIME	MPH	DIFF	TIME OF DAY
1 -		52.271	3:19.067	53.69	44.094	10:20:26.902
2 -	1:44.597	51.845	2:36.442 (2)	68.31	1.469	10:23:03.344
3 -	1:44.485	52.277	2:36.762 (3)	68.18	1.789	10:25:40.106
4 -	1:45.066	51.908	2:36.974	68.08	2.001	10:28:17.080
5 -	1:45.288	53.082	2:38.370	67.48	3.397	10:30:55.450
6 -	1:43.237	51.736	2:34.973 (1)	68.96		10:33:30.423

P26 20 YPM_R Sara Sophie OSTERHOLZER			Yamaha TZR 250 -			
IDEAL LAP TIME : 2:43.163			BEST LAP TIME : 2:43.163		DIFFERENCE : 0.000	
LAP	SECTOR 1	SECTOR 2	LAP TIME	MPH	DIFF	TIME OF DAY
1 -		56.010	3:27.883	51.41	44.720	10:20:35.718
2 -	1:51.351	56.513	2:47.864	63.67	4.701	10:23:23.582
3 -	1:50.661	56.189	2:46.850 (2)	64.05	3.687	10:26:10.432
4 -	1:50.817	56.767	2:47.584 (3)	63.77	4.421	10:28:58.016
5 -	1:50.756	59.048	2:49.804	62.94	6.641	10:31:47.820
6 -	1:49.247	53.916	2:43.163 (1)	65.50		10:34:30.983

BMCRC - MRO Championships 2024 - Rnd 6 @ Snetterton 300

DFDS Yamaha Past Masters & BMCRC Formula 400

RACE 3 - SECTOR ANALYSIS



SECTOR 1 = FL to I1, SECTOR 2 = I1 to FL, DIFF = Difference To Personal Best Lap, P = Crossed Finish Line in Pit Lane, D = Time Disallowed

P27 100 YPM_R Alex NUNN		Yamaha TZR 250 - www.ypmrc.co.uk				
IDEAL LAP TIME : 2:44.006		BEST LAP TIME : 2:44.514		DIFFERENCE : 0.508		
LAP	SECTOR 1	SECTOR 2	LAP TIME	MPH	DIFF	TIME OF DAY
1 -		57.174	3:32.384	50.32	47.870	10:20:40.219
2 -	1:51.658	56.229	2:47.887	63.66	3.373	10:23:28.106
3 -	1:51.520	56.304	2:47.824	63.68	3.310	10:26:15.930
4 -	1:50.680	55.516	2:46.196 (3)	64.31	1.682	10:29:02.126
5 -	1:48.490	56.431	2:44.921 (2)	64.80	0.407	10:31:47.047
6 -	1:48.869	55.645	2:44.514 (1)	64.96		10:34:31.561

P28 70 YPM Andrew BURSCOUGH		Yamaha YPVS 350 - Mad biker designs/Martitanium				
IDEAL LAP TIME : 2:14.720		BEST LAP TIME : 2:14.991		DIFFERENCE : 0.271		
LAP	SECTOR 1	SECTOR 2	LAP TIME	MPH	DIFF	TIME OF DAY
1 -		44.905	2:54.746	61.16	39.755	10:20:02.581
2 -	1:30.388	45.542	2:15.930	78.62	0.939	10:22:18.511
3 -	1:30.057	45.606	2:15.663	78.78	0.672	10:24:34.174
4 -	1:30.509	45.092	2:15.601 (3)	78.82	0.610	10:26:49.775
5 -	1:30.562	44.896	2:15.458 (2)	78.90	0.467	10:29:05.233
6 -	1:29.824	45.167	2:14.991 (1)	79.17		10:31:20.224

P29 117 F400_S David PATERSON		Aprilia RS250 - The love of a good woman / JP racing				
IDEAL LAP TIME : 2:36.471		BEST LAP TIME : 2:36.954		DIFFERENCE : 0.483		
LAP	SECTOR 1	SECTOR 2	LAP TIME	MPH	DIFF	TIME OF DAY
1 -		52.918	2:46.845	64.05	9.891	10:19:54.680
2 -	1:45.442	52.298	2:37.740 (3)	67.75	0.786	10:22:32.420
3 -	1:44.234	53.225	2:37.459 (2)	67.87	0.505	10:25:09.879
4 -	1:44.173	52.781	2:36.954 (1)	68.09		10:27:46.833

P30 81 F400_R Ollie SIMS		Kawasaki NINJA 400 - Motorbodies Weston ltd				
IDEAL LAP TIME : 2:14.139		BEST LAP TIME : 2:14.139		DIFFERENCE : 0.000		
LAP	SECTOR 1	SECTOR 2	LAP TIME	MPH	DIFF	TIME OF DAY
1 -		44.832	2:20.290	76.18	6.151	10:19:28.125
2 -	1:31.457	44.659	2:16.116 (2)	78.52	1.977	10:21:44.241
3 -	1:30.036	44.103	2:14.139 (1)	79.67		10:23:58.380

BMCRC - MRO Championships 2024 - Rnd 6 @ Snetterton 300

DFDS Yamaha Past Masters & BMCRC Formula 400

RACE 3 - BEST SECTORS

SECTOR 1			SECTOR 2			IDEAL / BEST COMPARISON						
POS	NO	NAME	TIME	NO	NAME	TIME	POS	NO	NAME	IDEAL	BEST	DIFF
									PERFECT LAP	2:08.289		
1	35	WESTON	1:25.980	35	WESTON	42.309	1	35	WESTON	2:08.289	2:08.324	0.035
2	161	LAYTON	1:26.456	161	LAYTON	42.716	2	161	LAYTON	2:09.172	2:09.382	0.210
3	45	MACKENZIE	1:26.503	45	MACKENZIE	42.774	3	45	MACKENZIE	2:09.277	2:09.277	0.000
4	51	WHOLEY	1:27.739	51	WHOLEY	42.916	4	51	WHOLEY	2:10.655	2:10.801	0.146
5	74	WHITBY	1:28.364	8	BALL	43.165	5	74	WHITBY	2:11.942	2:12.290	0.348
6	8	BALL	1:28.899	74	WHITBY	43.578	6	8	BALL	2:12.064	2:12.503	0.439
7	55	MANSON-CHUBB	1:29.380	90	RAPA	43.595	7	55	MANSON-CHUBB	2:13.233	2:13.691	0.458
8	12	WATT	1:29.476	55	MANSON-CHUBB	43.853	8	12	WATT	2:13.402	2:13.439	0.037
9	70	BURSCOUGH	1:29.824	12	WATT	43.926	9	90	RAPA	2:13.495	2:13.519	0.024
10	90	RAPA	1:29.900	99	HOGAN	43.961	10	81	SIMS	2:14.139	2:14.139	0.000
11	26	LEE	1:29.984	81	SIMS	44.103	11	99	HOGAN	2:14.201	2:14.201	0.000
12	81	SIMS	1:30.036	26	LEE	44.356	12	26	LEE	2:14.340	2:14.340	0.000
13	99	HOGAN	1:30.240	70	BURSCOUGH	44.896	13	70	BURSCOUGH	2:14.720	2:14.991	0.271
14	9	PERRY	1:30.745	9	PERRY	44.948	14	9	PERRY	2:15.693	2:15.779	0.086
15	6	BUSHELL	1:31.484	6	BUSHELL	44.989	15	6	BUSHELL	2:16.473	2:16.754	0.281
16	60	GOUGH	1:31.820	60	GOUGH	45.127	16	60	GOUGH	2:16.947	2:16.947	0.000
17	333	STUBBERFIELD	1:31.837	333	STUBBERFIELD	45.370	17	333	STUBBERFIELD	2:17.207	2:17.827	0.620
18	72	HAMILTON	1:32.886	72	HAMILTON	45.820	18	72	HAMILTON	2:18.706	2:18.920	0.214
19	64	DAVIS	1:33.786	64	DAVIS	45.831	19	64	DAVIS	2:19.617	2:19.617	0.000
20	34	NIELD	1:34.356	34	NIELD	46.152	20	34	NIELD	2:20.508	2:21.049	0.541
21	73	TURNER	1:34.384	73	TURNER	46.407	21	73	TURNER	2:20.791	2:21.277	0.486
22	5	RHODES	1:35.078	5	RHODES	47.487	22	5	RHODES	2:22.565	2:23.029	0.464
23	84	ELLISON	1:36.331	84	ELLISON	48.399	23	84	ELLISON	2:24.730	2:25.512	0.782
24	67	BAILEY	1:40.281	65	TERRY	49.852	24	67	BAILEY	2:31.046	2:31.352	0.306
25	42	PEARSON	1:41.003	42	PEARSON	50.185	25	65	TERRY	2:31.130	2:31.279	0.149
26	65	TERRY	1:41.278	67	BAILEY	50.765	26	42	PEARSON	2:31.188	2:31.516	0.328
27	71	BICKERSTAFF	1:43.237	71	BICKERSTAFF	51.736	27	71	BICKERSTAFF	2:34.973	2:34.973	0.000
28	117	PATERSON	1:44.173	117	PATERSON	52.298	28	117	PATERSON	2:36.471	2:36.954	0.483
29	100	NUNN	1:48.490	20	OSTERHOLZER	53.916	29	20	OSTERHOLZER	2:43.163	2:43.163	0.000
30	20	OSTERHOLZER	1:49.247	100	NUNN	55.516	30	100	NUNN	2:44.006	2:44.514	0.508
31												

BMCRC - MRO Championships 2024 - Rnd 6 @ Snetterton 300

DFDS Yamaha Past Masters & BMCRC Formula 400

RACE 3 - STATISTICS

Competitors Started 30
Planned Start 2024-09-01 @ 10:10:00.000
Actual Start 2024-09-01 @ 10:17:07.834
Finish Time 2024-09-01 @ 10:32:16.833
Track Length 2.9689mi.
Total Laps 195
Total Distance Covered 578.9377mi.

Session Fastest Lap History

NO	CL	NAME	LAP TIME	TIME OF DAY	LAP	VEHICLE
35	F400_M	Zack WESTON	2:08.324	10:21:29.729	2	Kawasaki ZX4RR

Session Leader History

NO	CL	NAME	FROM LAP	LAPS LED	DISTANCE	VEHICLE
35	F400_M	Zack WESTON	1	7	20.78 miles	Kawasaki ZX4RR

Flag History

TYPE	TIME OF DAY
GREEN	10:17:07.834
FINISH	10:32:16.833

Flag Statistics

TYPE	COUNT	TOTAL LAPS	TOTAL TIME
Green	1	7	17:56.735
Red	0	0	0.000
Safety Car	0	0	0.000
FCY	0	0	0.000

BMCRC - MRO Championships 2024 - Rnd 6 @ Snetterton 300

DFDS Yamaha Past Masters & BMCRC Formula 400

RACE 3 - STATISTICS

CLASS : F400_M

4 Starters

Fastest Lap History

NO	NAME	LAP TIME	TIME OF DAY	LAP	VEHICLE
35	Zack WESTON	2:08.324	10:21:29.729	2	Kawasaki ZX4RR

Leader History

NO	NAME	FROM LAP	LAPS LED	DISTANCE	VEHICLE
35	Zack WESTON	1	7	20.78 miles	Kawasaki ZX4RR

BMCRC - MRO Championships 2024 - Rnd 6 @ Snetterton 300

DFDS Yamaha Past Masters & BMCRC Formula 400

RACE 3 - STATISTICS

CLASS : F400_R

2 Starters

Fastest Lap History

NO	NAME	LAP TIME	TIME OF DAY	LAP	VEHICLE
81	Ollie SIMS	2:16.116	10:21:44.247	2	Kawasaki NINJA 400
81	Ollie SIMS	2:14.139	10:23:58.386	3	Kawasaki NINJA 400

Leader History

NO	NAME	FROM LAP	LAPS LED	DISTANCE	VEHICLE
81	Ollie SIMS	1	3	8.90 miles	Kawasaki NINJA 400
5	Lilly RHODES	4	4	11.87 miles	Kawasaki NINJA

BMCRC - MRO Championships 2024 - Rnd 6 @ Snetterton 300

DFDS Yamaha Past Masters & BMCRC Formula 400

RACE 3 - STATISTICS

CLASS : F400_S

3 Starters

Fastest Lap History

NO	NAME	LAP TIME	TIME OF DAY	LAP	VEHICLE
12	Kade WATT	2:14.636	10:21:42.502	2	Kawasaki NINJA 400
90	Steve RAPA	2:14.079	10:23:57.935	3	Honda RVF400
12	Kade WATT	2:13.439	10:26:11.454	4	Kawasaki NINJA 400

Leader History

NO	NAME	FROM LAP	LAPS LED	DISTANCE	VEHICLE
12	Kade WATT	1	2	5.93 miles	Kawasaki NINJA 400
90	Steve RAPA	3	1	2.96 miles	Honda RVF400
12	Kade WATT	4	2	5.93 miles	Kawasaki NINJA 400
90	Steve RAPA	6	1	2.96 miles	Honda RVF400
12	Kade WATT	7	1	2.96 miles	Kawasaki NINJA 400

BMCRC - MRO Championships 2024 - Rnd 6 @ Snetterton 300

DFDS Yamaha Past Masters & BMCRC Formula 400

RACE 3 - STATISTICS

CLASS : F400_S/R

1 Starters

Fastest Lap History

NO	NAME	LAP TIME	TIME OF DAY	LAP	VEHICLE
55	Magnus MANSON-CHUBB	2:14.495	10:21:42.278	2	Kawasaki ZXR400L
55	Magnus MANSON-CHUBB	2:14.183	10:23:56.462	3	Kawasaki ZXR400L
55	Magnus MANSON-CHUBB	2:13.691	10:32:54.786	7	Kawasaki ZXR400L

Leader History

NO	NAME	FROM LAP	LAPS LED	DISTANCE	VEHICLE
55	Magnus MANSON-CHUBB	1	7	20.78 miles	Kawasaki ZXR400L

BMCRC - MRO Championships 2024 - Rnd 6 @ Snetterton 300

DFDS Yamaha Past Masters & BMCRC Formula 400

RACE 3 - STATISTICS

CLASS : YPM

6 Starters

Fastest Lap History

NO	NAME	LAP TIME	TIME OF DAY	LAP	VEHICLE
51	Kevin WHOLEY	2:11.368	10:22:10.698	2	Yamaha TZR
51	Kevin WHOLEY	2:11.329	10:28:45.130	5	Yamaha TZR
51	Kevin WHOLEY	2:10.967	10:30:56.096	6	Yamaha TZR
51	Kevin WHOLEY	2:10.801	10:33:06.897	7	Yamaha TZR

Leader History

NO	NAME	FROM LAP	LAPS LED	DISTANCE	VEHICLE
51	Kevin WHOLEY	1	7	20.78 miles	Yamaha TZR

BMCRC - MRO Championships 2024 - Rnd 6 @ Snetterton 300

DFDS Yamaha Past Masters & BMCRC Formula 400

RACE 3 - STATISTICS

CLASS : YPM_C

9 Starters

Fastest Lap History

NO	NAME	LAP TIME	TIME OF DAY	LAP	VEHICLE
6	Alan BUSHELL	2:19.540	10:22:25.897	2	Yamaha TZR 250
333	Mark STUBBERFIELD	2:18.919	10:22:27.930	2	Yamaha TZR250
6	Alan BUSHELL	2:18.115	10:27:03.393	4	Yamaha TZR 250
60	Danny GOUGH	2:18.015	10:27:08.441	4	Yamaha TZR 250
6	Alan BUSHELL	2:17.050	10:29:20.442	5	Yamaha TZR 250
6	Alan BUSHELL	2:16.754	10:33:54.698	7	Yamaha TZR 250

Leader History

NO	NAME	FROM LAP	LAPS LED	DISTANCE	VEHICLE
6	Alan BUSHELL	1	7	20.78 miles	Yamaha TZR 250

BMCRC - MRO Championships 2024 - Rnd 6 @ Snetterton 300

DFDS Yamaha Past Masters & BMCRC Formula 400

RACE 3 - STATISTICS

CLASS : YPM_R

5 Starters

Fastest Lap History

NO	NAME	LAP TIME	TIME OF DAY	LAP	VEHICLE
34	Paul NIELD	2:21.842	10:22:32.942	2	Yamaha TZR250
64	Iain DAVIS	2:21.827	10:22:34.457	2	Yamaha TZR 2MA
64	Iain DAVIS	2:21.378	10:27:18.535	4	Yamaha TZR 2MA
64	Iain DAVIS	2:21.190	10:29:39.724	5	Yamaha TZR 2MA
64	Iain DAVIS	2:19.617	10:31:59.341	6	Yamaha TZR 2MA

Leader History

NO	NAME	FROM LAP	LAPS LED	DISTANCE	VEHICLE
34	Paul NIELD	1	3	8.90 miles	Yamaha TZR250
64	Iain DAVIS	4	3	8.90 miles	Yamaha TZR 2MA
34	Paul NIELD	7	1	2.96 miles	Yamaha TZR250

BMCRC - MRO Championships 2024 - Rnd 6 @ Snetterton 300

DFDS Yamaha Past Masters & BMCRC Formula 400

RACE 12 - GRID (7 Laps)



ROW 13	1		38	162	Darren COOPER	37	27	Richard HAYWARD							
ROW 12	36	46	Kevin MARSHALL	2:44.514	35	100	Alex NUNN	2:43.163	34	20	Sara Sophie OSTERHOLZER				
ROW 11			33	71	Tess BICKERSTAFF	2:34.973	32	42	Martin PEARSON	2:31.516	31	67	Mark BAILEY		
ROW 10	30	65	Nigel TERRY	2:31.279	29	84	Bert ELLISON	2:25.512	28	73	Colvin TURNER	2:21.277			
ROW 9			27	34	Paul NIELD	2:21.049	26	64	Iain DAVIS	2:19.617	25	72	John HAMILTON		
ROW 8	24	333	Mark STUBBERFIELD	2:17.827	23	60	Danny GOUGH	2:16.947	22	6	Alan BUSHELL	2:16.754			
ROW 7			21	70	Andrew BURSCOUGH	2:14.991	20	26	Damian LEE	2:14.340	19	99	Calvin HOGAN		
ROW 6	18	8	David BALL	2:12.503	17	74	Paul WHITBY	2:12.290	16	51	Kevin WHOLEY	2:10.801			
ROW 5			15						14				13		
ROW 4	12								11	0	Andrew SAUNDERS	2:36.954	10	117	David PATERSON
ROW 3			9	5	Lilly RHODES	2:23.029	8	9	Kobe PERRY	2:15.779	7	81	Ollie SIMS	2:14.139	
ROW 2	6	55	Magnus MANSON-CHUBB	2:13.691	5	90	Steve RAPA	2:13.519	4	12	Kade WATT	2:13.439			
ROW 1			3	161	Aleisha LAYTON	2:09.382	2	45	Marley MACKENZIE	2:09.277	1	35	Zack WESTON	2:08.324	

Pole



These results are provisional until the conclusion of any judicial and technical matters.

Snetterton 300: 2.9689 miles

Clerk Of Course:	Stewards:	Timekeeper:	<i>Craig Smith</i>	
------------------	-----------	-------------	--------------------	--

Results can be found at www.tsl-timing.com

Printed - 10:41 Sunday, 01 September 2024



BMCRC - MRO Championships 2024 - Rnd 6 @ Snetterton 300

DFDS Yamaha Past Masters & BMCRC Formula 400

RACE 12 - CLASSIFICATION

Race Distance: 7 Laps / 20.78 miles



POS	NO	CL	PIC	NAME	ENTRY	LAPS	TIME	GAP	DIFF	MPH	BEST	ON	GRD	↓↑
1	35	F400_M	1	Zack WESTON	Kawasaki ZX4RR - NW Racing	7	15:07.471			82.44	2:08.197	2	1	0
2	45	F400_M	2	Marley MACKENZIE	Kawasaki NINJA - Kirkcaldy Kawasaki, ELPM	7	15:17.917	10.446	10.446	81.50	2:09.284	7	2	0
3	161	F400_M	3	Aleisha LAYTON	Kawasaki NINJA 400 -	7	15:22.255	14.784	4.338	81.12	2:09.710	5	3	0
4	51	YPM	1	Kevin WHOLEY	Yamaha TZR - Twistgrip Motorcycles	7	15:54.877	47.406	32.622	78.35	2:09.688	4	12	8
5	90	F400_S	1	Steve RAPA	Honda RVF400 - My Own Fair Hands	7	15:55.356	47.885	0.479	78.31	2:14.442	6	5	0
6	81	F400_R	1	Ollie SIMS	Kawasaki NINJA 400 - Motorbodies Weston ltd	7	15:57.565	50.094	2.209	78.13	2:14.222	6	7	1
7	55	F400_S/R	1	Magnus MANSON-CHUBB	Kawasaki ZXR400L -	7	15:58.917	51.446	1.352	78.02	2:14.127	5	6	-1
8	9	F400_M	4	Kobe PERRY	Kawasaki NINJA -	7	15:59.613	52.142	0.696	77.96	2:14.812	5	8	0
9	70	YPM	2	Andrew BURSCOUGH	Yamaha YPVS 350 - Mad biker designs/Martitanium	7	16:15.068	1:07.597	15.455	76.72	2:12.280	7	17	8
10	74	YPM	3	Paul WHITBY	Yamaha TZR 250 - Greybridge Ltd	7	16:15.551	1:08.080	0.483	76.69	2:12.107	7	13	3
11	12	F400_S	2	Kade WATT	Kawasaki NINJA 400 - 3D Racing	7	16:15.915	1:08.444	0.364	76.66	2:17.387	2	4	-7
12	8	YPM	4	David BALL	Yamaha TZR250 - Gardiner Page and Roe pension consulte	7	16:16.205	1:08.734	0.290	76.64	2:12.626	7	14	2
13	26	YPM	5	Damian LEE	Yamaha TZR250 - Leed Autos	7	16:22.875	1:15.404	6.670	76.12	2:13.807	4	16	3
14	99	YPM	6	Calvin HOGAN	Yamaha TZR 250 - F.G Racing	7	16:29.109	1:21.638	6.234	75.64	2:14.460	2	15	1
15	6	YPM_C	1	Alan BUSHHELL	Yamaha TZR 250 - Moonraker motorcycles	7	16:50.262	1:42.791	21.153	74.05	2:18.140	6	18	3
16	333	YPM_C	2	Mark STUBBERFIELD	Yamaha TZR250 - Polished concrete London	7	16:58.871	1:51.400	8.609	73.43	2:18.856	5	20	4
17	60	YPM_C	3	Danny GOUGH	Yamaha TZR 250 - G Force Motorcycles	7	17:00.965	1:53.494	2.094	73.28	2:19.141	6	19	2
18	64	YPM_R	1	Iain DAVIS	Yamaha TZR 2MA -	7	17:05.780	1:58.309	4.815	72.93	2:18.217	6	22	4
19	34	YPM_R	2	Paul NIELD	Yamaha TZR250 -	7	17:10.018	2:02.547	4.238	72.63	2:21.082	5	23	4
20	73	YPM_C	4	Colvin TURNER	Yamaha TZR250 -	7	17:24.869	2:17.398	14.851	71.60	2:21.973	3	24	4
21	84	YPM_R	3	Bert ELLISON	Yamaha TZR250 - Ma n pa prentice	6	15:39.546	1 Lap	1 Lap	68.25	2:26.769	6	25	4
22	42	YPM_C	5	Martin PEARSON	Yamaha TZR250 -	6	15:57.507	1 Lap	17.961	66.97	2:30.339	6	28	6
23	67	YPM_C	6	Mark BAILEY	Yamaha TZR - Elite Air conditioning Ltd. Hydroflow plumbing	6	16:00.513	1 Lap	3.006	66.76	2:31.588	6	27	4
24	71	YPM_C	7	Tess BICKERSTAFF	Yamaha TZR250 - Len Whalin	6	16:01.770	1 Lap	1.257	66.67	2:32.225	4	29	5
25	65	YPM_C	8	Nigel TERRY	Yamaha TZR250 - NTrap Garage Doors	6	16:03.141	1 Lap	1.371	66.58	2:32.184	6	26	1
26	117	F400_S	3	David PATERSON	Aprilia RS250 - The love of a good woman / JP racing	6	16:22.957	1 Lap	19.816	65.24	2:40.630	4	10	-16
27	100	YPM_R	4	Alex NUNN	Yamaha TZR 250 - www.ypmrc.co.uk	6	17:23.903	1 Lap	1:00.946	61.43	2:44.245	6	31	4
28	20	YPM_R	5	Sara Sophie OSTERHOLZER	Yamaha TZR 250 -	6	17:24.118	1 Lap	0.215	61.41	2:46.033	3	30	2

NOT CLASSIFIED

DNF	72	YPM_C		John HAMILTON	Yamaha TRZ250 - LW Racing	6	14:39.436	1 Lap		72.91	2:19.099	4	21	
-----	----	-------	--	---------------	---------------------------	---	-----------	-------	--	-------	----------	---	----	--

FASTEST LAP

35	F400_M	Zack WESTON	Kawasaki ZX4RR - NW Racing	2	2:08.197	83.37 mph	134.17 kph
51	YPM	Kevin WHOLEY	Yamaha TZR - Twistgrip Motorcycles	4	2:09.688	82.41 mph	132.63 kph
55	F400_S/R	Magnus MANSON-CHUBB	Kawasaki ZXR400L -	5	2:14.127	79.68 mph	128.24 kph
81	F400_R	Ollie SIMS	Kawasaki NINJA 400 - Motorbodies Weston ltd	6	2:14.222	79.62 mph	128.15 kph
90	F400_S	Steve RAPA	Honda RVF400 - My Own Fair Hands	6	2:14.442	79.49 mph	127.94 kph
6	YPM_C	Alan BUSHHELL	Yamaha TZR 250 - Moonraker motorcycles	6	2:18.140	77.37 mph	124.51 kph
64	YPM_R	Iain DAVIS	Yamaha TZR 2MA -	6	2:18.217	77.32 mph	124.44 kph

Comments:

Class F400_M - 92.5% of Race Speed = 76.25 mph
 Class YPM - 92.5% of Race Speed = 72.47 mph
 Class F400_S - 92.5% of Race Speed = 72.43 mph
 Class F400_R - 92.5% of Race Speed = 72.27 mph
 Class F400_S/R - 92.5% of Race Speed = 72.16 mph
 Class YPM_C - 92.5% of Race Speed = 68.49 mph
 Class YPM_R - 92.5% of Race Speed = 67.46 mph

Weather / Track : Cloudy / Dry

Date: 01/09/2024 Start: 14:52 Finish: 15:07
 Snetterton 300: 2.9689 miles

These results are provisional until the conclusion of any judicial and technical matters.

Clerk Of Course:	Stewards:	Timekeeper:	<i>Craig Smith</i>	
------------------	-----------	-------------	--------------------	--

Results can be found at www.tsl-timing.com

Printed - 15:14 Sunday, 01 September 2024



BMCRC - MRO Championships 2024 - Rnd 6 @ Snetterton 300

DFDS Yamaha Past Masters & BMCRC Formula 400

RACE 12 - LAP CHART

LAP 1 @ 14:54:41.810

NO	BEHIND	LAP TIME
35		2:12.649
161	3.352	2:16.001
45	3.725	2:16.374
12	7.963	2:20.612
9	8.526	2:21.175
90	10.755	2:23.404
81	10.876	2:23.525
55	11.161	2:23.810
117	34.000	2:46.649
51	36.884	2:49.533
70	39.441	2:52.090
8	40.133	2:52.782
74	40.554	2:53.203
26	41.508	2:54.157
99	41.886	2:54.535
6	43.220	2:55.869
333	46.643	2:59.292
72	47.080	2:59.729
34	48.213	3:00.862
60	48.830	3:01.479
64	51.249	3:03.898
73	51.872	3:04.521
84	54.121	3:06.770
67	1:01.340	3:13.989
65	1:01.598	3:14.247
42	1:01.977	3:14.626
71	1:02.712	3:15.361
20	1:16.465	3:29.114
100	1:16.981	3:29.630

LAP 2 @ 14:56:50.007

NO	BEHIND	LAP TIME
35		2:08.197
161	6.702	2:11.547
45	6.850	2:11.322
12	17.153	2:17.387
9	17.894	2:17.565
55	18.308	2:15.344
81	18.402	2:15.723
90	18.772	2:16.214
51	39.677	2:10.990
70	46.614	2:15.370
8	46.694	2:14.758
74	47.043	2:14.686
26	47.746	2:14.435
99	48.149	2:14.460
6	54.510	2:19.487
333	1:00.315	2:21.869
72	1:00.733	2:21.850
34	1:01.861	2:21.845
60	1:01.971	2:21.338
64	1:06.403	2:23.351
73	1:06.989	2:23.314
117	1:07.048	2:41.245
84	1:25.602	2:39.678
67	1:27.503	2:34.360
42	1:27.881	2:34.101
65	1:28.651	2:35.250
71	1:29.413	2:34.898
20	1:55.790	2:47.522
100	1:58.469	2:49.685

LAP 3 @ 14:58:58.410

NO	BEHIND	LAP TIME
35		2:08.403
45	8.447	2:10.000
161	9.043	2:10.744
81	25.891	2:15.892
9	26.039	2:16.548
90	26.215	2:15.846
12	26.320	2:17.570
55	27.074	2:17.169
51	41.868	2:10.594
8	52.606	2:14.315
70	52.667	2:14.456
74	53.304	2:14.664
26	54.085	2:14.742
99	55.421	2:15.675
6	1:05.735	2:19.628
72	1:12.305	2:19.975
333	1:12.578	2:20.666
60	1:13.327	2:19.759
34	1:14.675	2:21.217
64	1:19.633	2:21.633
73	1:20.559	2:21.973
117	1:40.869	2:42.224
84	1:46.773	2:29.574
67	1:52.059	2:32.959
42	1:53.161	2:33.683
65	1:53.773	2:33.525
71	1:55.362	2:34.352

LAP 4 @ 15:01:08.958

NO	BEHIND	LAP TIME
35		2:10.548
45	8.164	2:10.265
161	8.738	2:10.243
20	1 Lap	2:46.033
100	1 Lap	2:46.363
90	30.579	2:14.912
81	31.058	2:15.715
9	31.603	2:16.112
55	32.620	2:16.094
12	37.826	2:22.054
51	41.008	2:09.688
70	55.507	2:13.388
74	55.836	2:13.080
8	56.196	2:14.138
26	57.344	2:13.807
99	59.601	2:14.728
6	1:14.719	2:19.532
72	1:20.856	2:19.099
333	1:21.061	2:19.031
60	1:22.203	2:19.424
34	1:25.585	2:21.458
64	1:29.381	2:20.296
73	1:32.099	2:22.088
84	2:05.820	2:29.595

LAP 5 @ 15:03:18.696

NO	BEHIND	LAP TIME
35		2:09.738
117	1 Lap	2:40.630
42	1 Lap	2:33.352
71	1 Lap	2:32.225
65	1 Lap	2:33.988

67	1 Lap	2:35.724
45	8.404	2:09.978
161	8.710	2:09.710
90	35.936	2:15.095
9	36.677	2:14.812
81	36.710	2:15.390
55	37.009	2:14.127
51	43.663	2:12.393
12	47.922	2:19.834
70	1:00.031	2:14.262
20	1 Lap	2:46.986
74	1:00.936	2:14.838
8	1:01.171	2:14.713
26	1:02.202	2:14.596
99	1:05.400	2:15.537
100	1 Lap	2:49.582
6	1:23.322	2:18.341
333	1:30.179	2:18.856
72	1:30.228	2:19.110
60	1:31.879	2:19.414
34	1:36.929	2:21.082
64	1:39.169	2:19.526
73	1:45.796	2:23.435

LAP 6 @ 15:05:28.347

NO	BEHIND	LAP TIME
35		2:09.651
45	9.447	2:10.694
161	12.018	2:12.959
84	1 Lap	2:27.160
42	1 Lap	2:31.406
67	1 Lap	2:31.893
71	1 Lap	2:32.482
65	1 Lap	2:33.947
117	1 Lap	2:41.837
90	40.727	2:14.442
81	41.281	2:14.222
55	42.515	2:15.157
9	43.785	2:16.759
51	44.106	2:10.094
12	56.823	2:18.552
70	1:03.602	2:13.222
74	1:04.258	2:12.973
8	1:04.393	2:12.873
26	1:07.464	2:14.913
99	1:12.192	2:16.443
6	1:31.811	2:18.140
20	1 Lap	2:47.785
333	1:39.583	2:19.055
72	1:40.250	2:19.673
100	1 Lap	2:44.398
60	1:41.369	2:19.141
64	1:47.735	2:18.217
34	1:48.791	2:21.513
73	1:59.815	2:23.670

LAP 7 @ 15:07:36.632

NO	BEHIND	LAP TIME
35		2:08.285
45	10.446	2:09.284
161	14.784	2:11.051
84	1 Lap	2:26.769
51	47.406	2:11.585
90	47.885	2:15.443
42	1 Lap	2:30.339

BMCRC - MRO Championships 2024 - Rnd 6 @ Snetterton 300

DFDS Yamaha Past Masters & BMCRC Formula 400

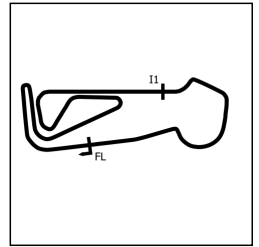
RACE 12 - POSITION CHART

No	Name	Lap Pos	Lap						
			1	2	3	4	5	6	7
35	WESTON	1	35	35	35	35	35	35	35
45	MACKENZIE	2	161	161	45	45	45	45	45
161	LAYTON	3	45	45	161	161	161	161	161
12	WATT	4	12	12	81	90	90	90	51
90	RAPA	5	9	9	9	81	9	81	90
55	MANSON-CHUBB	6	90	55	90	9	81	55	81
81	SIMS	7	81	81	12	55	55	9	55
9	PERRY	8	55	90	55	12	51	51	9
117	PATERSON	9	117	51	51	51	12	12	70
51	WHOLEY	10	51	70	8	70	70	70	74
74	WHITBY	11	70	8	70	74	74	74	12
8	BALL	12	8	74	74	8	8	8	8
99	HOGAN	13	74	26	26	26	26	26	26
26	LEE	14	26	99	99	99	99	99	99
70	BURSCOUGH	15	99	6	6	6	6	6	6
6	BUSHELL	16	6	333	72	72	333	333	333
60	GOUGH	17	333	72	333	333	72	72	60
333	STUBBERFIELD	18	72	34	60	60	60	60	64
72	HAMILTON	19	34	60	34	34	34	64	34
64	DAVIS	20	60	64	64	64	64	34	73
34	NIELD	21	64	73	73	73	73	73	
73	TURNER	22	73	117	117	84	84	84	
84	ELLISON	23	84	84	84	117	42	42	
65	TERRY	24	67	67	67	42	67	67	
67	BAILEY	25	65	42	42	71	71	71	
42	PEARSON	26	42	65	65	65	65	65	
71	BICKERSTAFF	27	71	71	71	67	117	117	
20	OSTERHOLZER	28	20	20	20	20	20	100	
100	NUNN	29	100	100	100	100	100	20	

BMCRC - MRO Championships 2024 - Rnd 6 @ Snetterton 300

DFDS Yamaha Past Masters & BMCRC Formula 400

RACE 12 - SECTOR ANALYSIS



SECTOR 1 = FL to I1, SECTOR 2 = I1 to FL, DIFF = Difference To Personal Best Lap, P = Crossed Finish Line in Pit Lane, D = Time Disallowed

P1 35 F400_M Zack WESTON		Kawasaki ZX4RR - NW Racing				
IDEAL LAP TIME : 2:08.118		BEST LAP TIME : 2:08.197		DIFFERENCE : 0.079		
LAP	SECTOR 1	SECTOR 2	LAP TIME	MPH	DIFF	TIME OF DAY
1 -		42.400	2:12.649	80.57	4.452	14:54:41.810
2 -	1:25.899	42.298	2:08.197 (1)	83.37		14:56:50.007
3 -	1:25.895	42.508	2:08.403 (3)	83.23	0.206	14:58:58.410
4 -	1:27.479	43.069	2:10.548	81.87	2.351	15:01:08.958
5 -	1:25.843	43.895	2:09.738	82.38	1.541	15:03:18.696
6 -	1:27.247	42.404	2:09.651	82.43	1.454	15:05:28.347
7 -	1:26.010	42.275	2:08.285 (2)	83.31	0.088	15:07:36.632

P2 45 F400_M Marley MACKENZIE		Kawasaki NINJA - Kirkcaldy Kawasaki, ELPM				
IDEAL LAP TIME : 2:09.284		BEST LAP TIME : 2:09.284		DIFFERENCE : 0.000		
LAP	SECTOR 1	SECTOR 2	LAP TIME	MPH	DIFF	TIME OF DAY
1 -		43.706	2:16.374	78.37	7.090	14:54:45.535
2 -	1:27.543	43.779	2:11.322	81.38	2.038	14:56:56.857
3 -	1:26.834	43.166	2:10.000 (3)	82.21	0.716	14:59:06.857
4 -	1:27.203	43.062	2:10.265	82.04	0.981	15:01:17.122
5 -	1:27.018	42.960	2:09.978 (2)	82.22	0.694	15:03:27.100
6 -	1:27.649	43.045	2:10.694	81.77	1.410	15:05:37.794
7 -	1:26.607	42.677	2:09.284 (1)	82.67		15:07:47.078

P3 161 F400_M Aleisha LAYTON		Kawasaki NINJA 400 -				
IDEAL LAP TIME : 2:09.525		BEST LAP TIME : 2:09.710		DIFFERENCE : 0.185		
LAP	SECTOR 1	SECTOR 2	LAP TIME	MPH	DIFF	TIME OF DAY
1 -		43.647	2:16.001	78.58	6.291	14:54:45.162
2 -	1:27.755	43.792	2:11.547	81.24	1.837	14:56:56.709
3 -	1:26.856	43.888	2:10.744 (3)	81.74	1.034	14:59:07.453
4 -	1:26.910	43.333	2:10.243 (2)	82.06	0.533	15:01:17.696
5 -	1:26.192	43.518	2:09.710 (1)	82.39		15:03:27.406
6 -	1:28.912	44.047	2:12.959	80.38	3.249	15:05:40.365
7 -	1:27.168	43.883	2:11.051	81.55	1.341	15:07:51.416

P4 51 YPM Kevin WHOLEY		Yamaha TZR - Twistgrip Motorcycles				
IDEAL LAP TIME : 2:09.688		BEST LAP TIME : 2:09.688		DIFFERENCE : 0.000		
LAP	SECTOR 1	SECTOR 2	LAP TIME	MPH	DIFF	TIME OF DAY
1 -		43.188	2:49.533	63.04	39.845	14:55:18.694
2 -	1:28.310	42.680	2:10.990	81.59	1.302	14:57:29.684
3 -	1:27.408	43.186	2:10.594 (3)	81.84	0.906	14:59:40.278
4 -	1:27.240	42.448	2:09.688 (1)	82.41		15:01:49.966
5 -	1:29.211	43.182	2:12.393	80.72	2.705	15:04:02.359
6 -	1:27.276	42.818	2:10.094 (2)	82.15	0.406	15:06:12.453
7 -	1:27.863	43.722	2:11.585	81.22	1.897	15:08:24.038

P5 90 F400_S Steve RAPA		Honda RVF400 - My Own Fair Hands				
IDEAL LAP TIME : 2:14.053		BEST LAP TIME : 2:14.442		DIFFERENCE : 0.389		
LAP	SECTOR 1	SECTOR 2	LAP TIME	MPH	DIFF	TIME OF DAY
1 -		45.820	2:23.404	74.53	8.962	14:54:52.565
2 -	1:30.986	45.228	2:16.214	78.46	1.772	14:57:08.779
3 -	1:31.208	44.638	2:15.846	78.67	1.404	14:59:24.625
4 -	1:30.365	44.547	2:14.912 (2)	79.22	0.470	15:01:39.537
5 -	1:31.112	43.983	2:15.095 (3)	79.11	0.653	15:03:54.632
6 -	1:30.588	43.854	2:14.442 (1)	79.49		15:06:09.074
7 -	1:30.199	45.244	2:15.443	78.91	1.001	15:08:24.517

BMCRC - MRO Championships 2024 - Rnd 6 @ Snetterton 300

DFDS Yamaha Past Masters & BMCRC Formula 400

RACE 12 - SECTOR ANALYSIS



SECTOR 1 = FL to I1, SECTOR 2 = I1 to FL, DIFF = Difference To Personal Best Lap, P = Crossed Finish Line in Pit Lane, D = Time Disallowed

P6 81 F400_R Ollie SIMS		Kawasaki NINJA 400 - Motorbodies Weston Ltd				
IDEAL LAP TIME : 2:14.222		BEST LAP TIME : 2:14.222		DIFFERENCE : 0.000		
LAP	SECTOR 1	SECTOR 2	LAP TIME	MPH	DIFF	TIME OF DAY
1 -		45.908	2:23.525	74.46	9.303	14:54:52.686
2 -	1:30.955	44.768	2:15.723	78.74	1.501	14:57:08.409
3 -	1:30.480	45.412	2:15.892	78.65	1.670	14:59:24.301
4 -	1:31.125	44.590	2:15.715 (3)	78.75	1.493	15:01:40.016
5 -	1:30.961	44.429	2:15.390 (2)	78.94	1.168	15:03:55.406
6 -	1:29.934	44.288	2:14.222 (1)	79.62		15:06:09.628
7 -	1:31.177	45.921	2:17.098	77.95	2.876	15:08:26.726

P7 55 F400_S/F Magnus MANSON-CHUBB		Kawasaki ZXR400L -				
IDEAL LAP TIME : 2:14.127		BEST LAP TIME : 2:14.127		DIFFERENCE : 0.000		
LAP	SECTOR 1	SECTOR 2	LAP TIME	MPH	DIFF	TIME OF DAY
1 -		46.329	2:23.810	74.32	9.683	14:54:52.971
2 -	1:30.544	44.800	2:15.344 (3)	78.96	1.217	14:57:08.315
3 -	1:31.977	45.192	2:17.169	77.91	3.042	14:59:25.484
4 -	1:31.138	44.956	2:16.094	78.53	1.967	15:01:41.578
5 -	1:29.719	44.408	2:14.127 (1)	79.68		15:03:55.705
6 -	1:30.476	44.681	2:15.157 (2)	79.07	1.030	15:06:10.862
7 -	1:29.930	47.286	2:17.216	77.89	3.089	15:08:28.078

P8 9 F400_M Kobe PERRY		Kawasaki NINJA -				
IDEAL LAP TIME : 2:14.789		BEST LAP TIME : 2:14.812		DIFFERENCE : 0.023		
LAP	SECTOR 1	SECTOR 2	LAP TIME	MPH	DIFF	TIME OF DAY
1 -		44.879	2:21.175	75.70	6.363	14:54:50.336
2 -	1:32.281	45.284	2:17.565	77.69	2.753	14:57:07.901
3 -	1:31.490	45.058	2:16.548 (3)	78.27	1.736	14:59:24.449
4 -	1:30.914	45.198	2:16.112 (2)	78.52	1.300	15:01:40.561
5 -	1:30.517	44.295	2:14.812 (1)	79.28		15:03:55.373
6 -	1:32.487	44.272	2:16.759	78.15	1.947	15:06:12.132
7 -	1:30.689	45.953	2:16.642	78.21	1.830	15:08:28.774

P9 70 YPM Andrew BURSCOUGH		Yamaha YPVS 350 - Mad biker designs/Martitanium				
IDEAL LAP TIME : 2:11.903		BEST LAP TIME : 2:12.280		DIFFERENCE : 0.377		
LAP	SECTOR 1	SECTOR 2	LAP TIME	MPH	DIFF	TIME OF DAY
1 -		44.597	2:52.090	62.10	39.810	14:55:21.251
2 -	1:30.028	45.342	2:15.370	78.95	3.090	14:57:36.621
3 -	1:29.963	44.493	2:14.456	79.49	2.176	14:59:51.077
4 -	1:28.700	44.688	2:13.388 (3)	80.12	1.108	15:02:04.465
5 -	1:29.379	44.883	2:14.262	79.60	1.982	15:04:18.727
6 -	1:29.256	43.966	2:13.222 (2)	80.22	0.942	15:06:31.949
7 -	1:27.937	44.343	2:12.280 (1)	80.79		15:08:44.229

P10 74 YPM Paul WHITBY		Yamaha TZR 250 - Greybridge Ltd				
IDEAL LAP TIME : 2:11.483		BEST LAP TIME : 2:12.107		DIFFERENCE : 0.624		
LAP	SECTOR 1	SECTOR 2	LAP TIME	MPH	DIFF	TIME OF DAY
1 -		44.362	2:53.203	61.70	41.096	14:55:22.364
2 -	1:30.386	44.300	2:14.686	79.35	2.579	14:57:37.050
3 -	1:30.143	44.521	2:14.664	79.36	2.557	14:59:51.714
4 -	1:29.085	43.995	2:13.080 (3)	80.31	0.973	15:02:04.794
5 -	1:29.150	45.688	2:14.838	79.26	2.731	15:04:19.632
6 -	1:28.606	44.367	2:12.973 (2)	80.37	0.866	15:06:32.605
7 -	1:27.488	44.619	2:12.107 (1)	80.90		15:08:44.712

BMCRC - MRO Championships 2024 - Rnd 6 @ Snetterton 300

DFDS Yamaha Past Masters & BMCRC Formula 400

RACE 12 - SECTOR ANALYSIS



SECTOR 1 = FL to I1, SECTOR 2 = I1 to FL, DIFF = Difference To Personal Best Lap, P = Crossed Finish Line in Pit Lane, D = Time Disallowed

P11 12 F400_S Kade WATT		Kawasaki NINJA 400 - 3D Racing				
IDEAL LAP TIME : 2:16.102		BEST LAP TIME : 2:17.387		DIFFERENCE : 1.285		
LAP	SECTOR 1	SECTOR 2	LAP TIME	MPH	DIFF	TIME OF DAY
1 -		44.390	2:20.612	76.01	3.225	14:54:49.773
2 -	1:32.663	44.724	2:17.387 (1)	77.79		14:57:07.160
3 -	1:31.712	45.858	2:17.570 (2)	77.69	0.183	14:59:24.730
4 -	1:36.169	45.885	2:22.054	75.23	4.667	15:01:46.784
5 -	1:34.647	45.187	2:19.834	76.43	2.447	15:04:06.618
6 -	1:33.153	45.399	2:18.552 (3)	77.14	1.165	15:06:25.170
7 -	1:33.671	46.235	2:19.906	76.39	2.519	15:08:45.076

P12 8 YPM David BALL		Yamaha TZR250 - Gardiner Page and Roe pension consultants				
IDEAL LAP TIME : 2:11.910		BEST LAP TIME : 2:12.626		DIFFERENCE : 0.716		
LAP	SECTOR 1	SECTOR 2	LAP TIME	MPH	DIFF	TIME OF DAY
1 -		43.501	2:52.782	61.85	40.156	14:55:21.943
2 -	1:30.275	44.483	2:14.758	79.31	2.132	14:57:36.701
3 -	1:29.976	44.339	2:14.315	79.57	1.689	14:59:51.016
4 -	1:29.910	44.228	2:14.138 (3)	79.67	1.512	15:02:05.154
5 -	1:29.181	45.532	2:14.713	79.33	2.087	15:04:19.867
6 -	1:29.252	43.621	2:12.873 (2)	80.43	0.247	15:06:32.740
7 -	1:28.409	44.217	2:12.626 (1)	80.58		15:08:45.366

P13 26 YPM Damian LEE		Yamaha TZR250 - Leed Autos				
IDEAL LAP TIME : 2:13.612		BEST LAP TIME : 2:13.807		DIFFERENCE : 0.195		
LAP	SECTOR 1	SECTOR 2	LAP TIME	MPH	DIFF	TIME OF DAY
1 -		44.536	2:54.157	61.37	40.350	14:55:23.318
2 -	1:30.066	44.369	2:14.435 (2)	79.50	0.628	14:57:37.753
3 -	1:30.453	44.289	2:14.742	79.32	0.935	14:59:52.495
4 -	1:29.550	44.257	2:13.807 (1)	79.87		15:02:06.302
5 -	1:29.823	44.773	2:14.596 (3)	79.40	0.789	15:04:20.898
6 -	1:30.851	44.062	2:14.913	79.22	1.106	15:06:35.811
7 -	1:31.576	44.649	2:16.225	78.45	2.418	15:08:52.036

P14 99 YPM Calvin HOGAN		Yamaha TZR 250 - F.G Racing				
IDEAL LAP TIME : 2:14.393		BEST LAP TIME : 2:14.460		DIFFERENCE : 0.067		
LAP	SECTOR 1	SECTOR 2	LAP TIME	MPH	DIFF	TIME OF DAY
1 -		44.434	2:54.535	61.23	40.075	14:55:23.696
2 -	1:30.136	44.324	2:14.460 (1)	79.48		14:57:38.156
3 -	1:30.836	44.839	2:15.675	78.77	1.215	14:59:53.831
4 -	1:30.471	44.257	2:14.728 (2)	79.33	0.268	15:02:08.559
5 -	1:30.986	44.551	2:15.537 (3)	78.85	1.077	15:04:24.096
6 -	1:31.830	44.613	2:16.443	78.33	1.983	15:06:40.539
7 -	1:32.484	45.247	2:17.731	77.60	3.271	15:08:58.270

P15 6 YPM_C Alan BUSHELL		Yamaha TZR 250 - Moonraker motorcycles				
IDEAL LAP TIME : 2:17.319		BEST LAP TIME : 2:18.140		DIFFERENCE : 0.821		
LAP	SECTOR 1	SECTOR 2	LAP TIME	MPH	DIFF	TIME OF DAY
1 -		45.324	2:55.869	60.77	37.729	14:55:25.030
2 -	1:33.317	46.170	2:19.487	76.62	1.347	14:57:44.517
3 -	1:32.557	47.071	2:19.628	76.54	1.488	15:00:04.145
4 -	1:33.600	45.932	2:19.532	76.59	1.392	15:02:23.677
5 -	1:32.313	46.028	2:18.341 (2)	77.25	0.201	15:04:42.018
6 -	1:31.995	46.145	2:18.140 (1)	77.37		15:07:00.158
7 -	1:32.926	46.339	2:19.265 (3)	76.74	1.125	15:09:19.423

BMCRC - MRO Championships 2024 - Rnd 6 @ Snetterton 300

DFDS Yamaha Past Masters & BMCRC Formula 400

RACE 12 - SECTOR ANALYSIS



SECTOR 1 = FL to I1, SECTOR 2 = I1 to FL, DIFF = Difference To Personal Best Lap, P = Crossed Finish Line in Pit Lane, D = Time Disallowed

P16 333 YPM_C Mark STUBBERFIELD		Yamaha TZR250 - Polished concrete London				
IDEAL LAP TIME : 2:18.128		BEST LAP TIME : 2:18.856		DIFFERENCE : 0.728		
LAP	SECTOR 1	SECTOR 2	LAP TIME	MPH	DIFF	TIME OF DAY
1 -		47.189	2:59.292	59.61	40.436	14:55:28.453
2 -	1:34.281	47.588	2:21.869	75.33	3.013	14:57:50.322
3 -	1:34.624	46.042	2:20.666	75.98	1.810	15:00:10.988
4 -	1:32.841	46.190	2:19.031 (2)	76.87	0.175	15:02:30.019
5 -	1:33.108	45.748	2:18.856 (1)	76.97		15:04:48.875
6 -	1:32.380	46.675	2:19.055 (3)	76.86	0.199	15:07:07.930
7 -	1:33.084	47.018	2:20.102	76.28	1.246	15:09:28.032

P17 60 YPM_C Danny GOUGH		Yamaha TZR 250 - G Force Motorcycles				
IDEAL LAP TIME : 2:18.846		BEST LAP TIME : 2:19.141		DIFFERENCE : 0.295		
LAP	SECTOR 1	SECTOR 2	LAP TIME	MPH	DIFF	TIME OF DAY
1 -		46.829	3:01.479	58.89	42.338	14:55:30.640
2 -	1:34.445	46.893	2:21.338	75.62	2.197	14:57:51.978
3 -	1:33.663	46.096	2:19.759	76.47	0.618	15:00:11.737
4 -	1:33.095	46.329	2:19.424 (3)	76.65	0.283	15:02:31.161
5 -	1:33.216	46.198	2:19.414 (2)	76.66	0.273	15:04:50.575
6 -	1:32.750	46.391	2:19.141 (1)	76.81		15:07:09.716
7 -	1:33.956	46.454	2:20.410	76.12	1.269	15:09:30.126

P18 64 YPM_R Iain DAVIS		Yamaha TZR 2MA -				
IDEAL LAP TIME : 2:18.217		BEST LAP TIME : 2:18.217		DIFFERENCE : 0.000		
LAP	SECTOR 1	SECTOR 2	LAP TIME	MPH	DIFF	TIME OF DAY
1 -		46.979	3:03.898	58.11	45.681	14:55:33.059
2 -	1:34.984	48.367	2:23.351	74.55	5.134	14:57:56.410
3 -	1:34.603	47.030	2:21.633	75.46	3.416	15:00:18.043
4 -	1:33.682	46.614	2:20.296	76.18	2.079	15:02:38.339
5 -	1:33.280	46.246	2:19.526 (3)	76.60	1.309	15:04:57.865
6 -	1:32.522	45.695	2:18.217 (1)	77.32		15:07:16.082
7 -	1:33.116	45.743	2:18.859 (2)	76.97	0.642	15:09:34.941

P19 34 YPM_R Paul NIELD		Yamaha TZR250 -				
IDEAL LAP TIME : 2:20.543		BEST LAP TIME : 2:21.082		DIFFERENCE : 0.539		
LAP	SECTOR 1	SECTOR 2	LAP TIME	MPH	DIFF	TIME OF DAY
1 -		46.088	3:00.862	59.09	39.780	14:55:30.023
2 -	1:34.455	47.390	2:21.845	75.35	0.763	14:57:51.868
3 -	1:34.912	46.305	2:21.217 (2)	75.68	0.135	15:00:13.085
4 -	1:34.989	46.469	2:21.458 (3)	75.55	0.376	15:02:34.543
5 -	1:34.960	46.122	2:21.082 (1)	75.75		15:04:55.625
6 -	1:35.113	46.400	2:21.513	75.52	0.431	15:07:17.138
7 -	1:35.380	46.661	2:22.041	75.24	0.959	15:09:39.179

P20 73 YPM_C Colvin TURNER		Yamaha TZR250 -				
IDEAL LAP TIME : 2:20.866		BEST LAP TIME : 2:21.973		DIFFERENCE : 1.107		
LAP	SECTOR 1	SECTOR 2	LAP TIME	MPH	DIFF	TIME OF DAY
1 -		46.467	3:04.521	57.92	42.548	14:55:33.682
2 -	1:35.176	48.138	2:23.314 (3)	74.57	1.341	14:57:56.996
3 -	1:34.873	47.100	2:21.973 (1)	75.28		15:00:18.969
4 -	1:34.399	47.689	2:22.088 (2)	75.22	0.115	15:02:41.057
5 -	1:35.773	47.662	2:23.435	74.51	1.462	15:05:04.492
6 -	1:36.171	47.499	2:23.670	74.39	1.697	15:07:28.162
7 -	1:37.298	48.570	2:25.868	73.27	3.895	15:09:54.030

BMCRC - MRO Championships 2024 - Rnd 6 @ Snetterton 300

DFDS Yamaha Past Masters & BMCRC Formula 400

RACE 12 - SECTOR ANALYSIS



SECTOR 1 = FL to I1, SECTOR 2 = I1 to FL, DIFF = Difference To Personal Best Lap, P = Crossed Finish Line in Pit Lane, D = Time Disallowed

P21 84 YPM_R Bert ELLISON			Yamaha TZR250 - Ma n pa prentice			
IDEAL LAP TIME : 2:25.551		BEST LAP TIME : 2:26.769		DIFFERENCE : 1.218		
LAP	SECTOR 1	SECTOR 2	LAP TIME	MPH	DIFF	TIME OF DAY
1 -		48.193	3:06.770	57.22	40.001	14:55:35.931
2 -	1:49.485	50.193	2:39.678	66.93	12.909	14:58:15.609
3 -	1:39.138	50.436	2:29.574 (3)	71.45	2.805	15:00:45.183
4 -	1:39.841	49.754	2:29.595	71.44	2.826	15:03:14.778
5 -	1:37.358	49.802	2:27.160 (2)	72.62	0.391	15:05:41.938
6 -	1:37.662	49.107	2:26.769 (1)	72.82		15:08:08.707

P22 42 YPM_C Martin PEARSON			Yamaha TZR250 -			
IDEAL LAP TIME : 2:29.628		BEST LAP TIME : 2:30.339		DIFFERENCE : 0.711		
LAP	SECTOR 1	SECTOR 2	LAP TIME	MPH	DIFF	TIME OF DAY
1 -		51.481	3:14.626	54.91	44.287	14:55:43.787
2 -	1:43.638	50.463	2:34.101	69.35	3.762	14:58:17.888
3 -	1:41.517	52.166	2:33.683	69.54	3.344	15:00:51.571
4 -	1:41.907	51.445	2:33.352 (3)	69.69	3.013	15:03:24.923
5 -	1:41.792	49.614	2:31.406 (2)	70.59	1.067	15:05:56.329
6 -	1:40.014	50.325	2:30.339 (1)	71.09		15:08:26.668

P23 67 YPM_C Mark BAILEY			Yamaha TZR - Elite Air conditioning Ltd. Hydroflow plumbing ltd			
IDEAL LAP TIME : 2:30.478		BEST LAP TIME : 2:31.588		DIFFERENCE : 1.110		
LAP	SECTOR 1	SECTOR 2	LAP TIME	MPH	DIFF	TIME OF DAY
1 -		51.488	3:13.989	55.09	42.401	14:55:43.150
2 -	1:43.066	51.294	2:34.360	69.24	2.772	14:58:17.510
3 -	1:40.543	52.416	2:32.959 (3)	69.87	1.371	15:00:50.469
4 -	1:43.413	52.311	2:35.724	68.63	4.136	15:03:26.193
5 -	1:41.084	50.809	2:31.893 (2)	70.36	0.305	15:05:58.086
6 -	1:39.669	51.919	2:31.588 (1)	70.50		15:08:29.674

P24 71 YPM_C Tess BICKERSTAFF			Yamaha TZR250 - Len Whalin			
IDEAL LAP TIME : 2:31.852		BEST LAP TIME : 2:32.225		DIFFERENCE : 0.373		
LAP	SECTOR 1	SECTOR 2	LAP TIME	MPH	DIFF	TIME OF DAY
1 -		51.253	3:15.361	54.70	43.136	14:55:44.522
2 -	1:43.801	51.097	2:34.898	69.00	2.673	14:58:19.420
3 -	1:43.313	51.039	2:34.352	69.24	2.127	15:00:53.772
4 -	1:41.637	50.588	2:32.225 (1)	70.21		15:03:25.997
5 -	1:41.849	50.633	2:32.482 (3)	70.09	0.257	15:05:58.479
6 -	1:41.264	51.188	2:32.452 (2)	70.10	0.227	15:08:30.931

P25 65 YPM_C Nigel TERRY			Yamaha TZR250 - NTrap Garage Doors			
IDEAL LAP TIME : 2:32.095		BEST LAP TIME : 2:32.184		DIFFERENCE : 0.089		
LAP	SECTOR 1	SECTOR 2	LAP TIME	MPH	DIFF	TIME OF DAY
1 -		51.255	3:14.247	55.02	42.063	14:55:43.408
2 -	1:44.006	51.244	2:35.250	68.84	3.066	14:58:18.658
3 -	1:41.984	51.541	2:33.525 (2)	69.61	1.341	15:00:52.183
4 -	1:42.338	51.650	2:33.988	69.40	1.804	15:03:26.171
5 -	1:42.925	51.022	2:33.947 (3)	69.42	1.763	15:06:00.118
6 -	1:41.073	51.111	2:32.184 (1)	70.23		15:08:32.302

P26 117 F400_S David PATERSON			Aprilia RS250 - The love of a good woman / JP racing			
IDEAL LAP TIME : 2:39.996		BEST LAP TIME : 2:40.630		DIFFERENCE : 0.634		
LAP	SECTOR 1	SECTOR 2	LAP TIME	MPH	DIFF	TIME OF DAY
1 -		54.079	2:46.649	64.13	6.019	14:55:15.810
2 -	1:47.432	53.813	2:41.245 (2)	66.28	0.615	14:57:57.055
3 -	1:47.355	54.869	2:42.224	65.88	1.594	15:00:39.279
4 -	1:46.980	53.650	2:40.630 (1)	66.53		15:03:19.909
5 -	1:48.821	53.016	2:41.837 (3)	66.04	1.207	15:06:01.746
6 -	1:53.858	56.514	2:50.372	62.73	9.742	15:08:52.118

BMCRC - MRO Championships 2024 - Rnd 6 @ Snetterton 300

DFDS Yamaha Past Masters & BMCRC Formula 400

RACE 12 - SECTOR ANALYSIS



SECTOR 1 = FL to I1, SECTOR 2 = I1 to FL, DIFF = Difference To Personal Best Lap, P = Crossed Finish Line in Pit Lane, D = Time Disallowed

P27 100 YPM_R Alex NUNN			Yamaha TZR 250 - www.ypmrc.co.uk			
IDEAL LAP TIME : 2:43.963		BEST LAP TIME : 2:44.245	DIFFERENCE : 0.282			
LAP	SECTOR 1	SECTOR 2	LAP TIME	MPH	DIFF	TIME OF DAY
1 -		56.859	3:29.630	50.98	45.385	14:55:58.791
2 -	1:51.453	58.232	2:49.685	62.98	5.440	14:58:48.476
3 -	1:50.837	55.526	2:46.363 (3)	64.24	2.118	15:01:34.839
4 -	1:49.738	59.844	2:49.582	63.02	5.337	15:04:24.421
5 -	1:48.796	55.602	2:44.398 (2)	65.01	0.153	15:07:08.819
6 -	1:49.078	55.167	2:44.245 (1)	65.07		15:09:53.064

P28 20 YPM_R Sara Sophie OSTERHOLZER			Yamaha TZR 250 -			
IDEAL LAP TIME : 2:45.747		BEST LAP TIME : 2:46.033	DIFFERENCE : 0.286			
LAP	SECTOR 1	SECTOR 2	LAP TIME	MPH	DIFF	TIME OF DAY
1 -		56.186	3:29.114	51.11	43.081	14:55:58.275
2 -	1:50.022	57.500	2:47.522	63.80	1.489	14:58:45.797
3 -	1:49.879	56.154	2:46.033 (1)	64.37		15:01:31.830
4 -	1:50.102	56.884	2:46.986 (3)	64.00	0.953	15:04:18.816
5 -	1:51.917	55.868	2:47.785	63.70	1.752	15:07:06.601
6 -	1:50.506	56.172	2:46.678 (2)	64.12	0.645	15:09:53.279

P29 72 YPM_C John HAMILTON			Yamaha TRZ250 - LW Racing			
IDEAL LAP TIME : 2:18.835		BEST LAP TIME : 2:19.099	DIFFERENCE : 0.264			
LAP	SECTOR 1	SECTOR 2	LAP TIME	MPH	DIFF	TIME OF DAY
1 -		47.307	2:59.729	59.46	40.630	14:55:28.890
2 -	1:33.921	47.929	2:21.850	75.34	2.751	14:57:50.740
3 -	1:34.011	45.964	2:19.975	76.35	0.876	15:00:10.715
4 -	1:32.912	46.187	2:19.099 (1)	76.83		15:02:29.814
5 -	1:33.115	45.995	2:19.110 (2)	76.83	0.011	15:04:48.924
6 -	1:32.871	46.802	2:19.673 (3)	76.52	0.574	15:07:08.597

BMCRC - MRO Championships 2024 - Rnd 6 @ Snetterton 300

DFDS Yamaha Past Masters & BMCRC Formula 400

RACE 12 - BEST SECTORS

SECTOR 1			SECTOR 2			IDEAL / BEST COMPARISON						
POS	NO	NAME	TIME	NO	NAME	TIME	POS	NO	NAME	IDEAL	BEST	DIFF
									PERFECT LAP	2:08.118		
1	35	WESTON	1:25.843	35	WESTON	42.275	1	35	WESTON	2:08.118	2:08.197	0.079
2	161	LAYTON	1:26.192	51	WHOLEY	42.448	2	45	MACKENZIE	2:09.284	2:09.284	0.000
3	45	MACKENZIE	1:26.607	45	MACKENZIE	42.677	3	161	LAYTON	2:09.525	2:09.710	0.185
4	51	WHOLEY	1:27.240	161	LAYTON	43.333	4	51	WHOLEY	2:09.688	2:09.688	0.000
5	74	WHITBY	1:27.488	8	BALL	43.501	5	74	WHITBY	2:11.483	2:12.107	0.624
6	70	BURSCOUGH	1:27.937	90	RAPA	43.854	6	70	BURSCOUGH	2:11.903	2:12.280	0.377
7	8	BALL	1:28.409	70	BURSCOUGH	43.966	7	8	BALL	2:11.910	2:12.626	0.716
8	26	LEE	1:29.550	74	WHITBY	43.995	8	26	LEE	2:13.612	2:13.807	0.195
9	55	MANSON-CHUBB	1:29.719	26	LEE	44.062	9	90	RAPA	2:14.053	2:14.442	0.389
10	81	SIMS	1:29.934	99	HOGAN	44.257	10	55	MANSON-CHUBB	2:14.127	2:14.127	0.000
11	99	HOGAN	1:30.136	9	PERRY	44.272	11	81	SIMS	2:14.222	2:14.222	0.000
12	90	RAPA	1:30.199	81	SIMS	44.288	12	99	HOGAN	2:14.393	2:14.460	0.067
13	9	PERRY	1:30.517	12	WATT	44.390	13	9	PERRY	2:14.789	2:14.812	0.023
14	12	WATT	1:31.712	55	MANSON-CHUBB	44.408	14	12	WATT	2:16.102	2:17.387	1.285
15	6	BUSHELL	1:31.995	6	BUSHELL	45.324	15	6	BUSHELL	2:17.319	2:18.140	0.821
16	333	STUBBERFIELD	1:32.380	64	DAVIS	45.695	16	333	STUBBERFIELD	2:18.128	2:18.856	0.728
17	64	DAVIS	1:32.522	333	STUBBERFIELD	45.748	17	64	DAVIS	2:18.217	2:18.217	0.000
18	60	GOUGH	1:32.750	72	HAMILTON	45.964	18	72	HAMILTON	2:18.835	2:19.099	0.264
19	72	HAMILTON	1:32.871	34	NIELD	46.088	19	60	GOUGH	2:18.846	2:19.141	0.295
20	73	TURNER	1:34.399	60	GOUGH	46.096	20	34	NIELD	2:20.543	2:21.082	0.539
21	34	NIELD	1:34.455	73	TURNER	46.467	21	73	TURNER	2:20.866	2:21.973	1.107
22	84	ELLISON	1:37.358	84	ELLISON	48.193	22	84	ELLISON	2:25.551	2:26.769	1.218
23	67	BAILEY	1:39.669	42	PEARSON	49.614	23	42	PEARSON	2:29.628	2:30.339	0.711
24	42	PEARSON	1:40.014	71	BICKERSTAFF	50.588	24	67	BAILEY	2:30.478	2:31.588	1.110
25	65	TERRY	1:41.073	67	BAILEY	50.809	25	71	BICKERSTAFF	2:31.852	2:32.225	0.373
26	71	BICKERSTAFF	1:41.264	65	TERRY	51.022	26	65	TERRY	2:32.095	2:32.184	0.089
27	117	PATERSON	1:46.980	117	PATERSON	53.016	27	117	PATERSON	2:39.996	2:40.630	0.634
28	100	NUNN	1:48.796	100	NUNN	55.167	28	100	NUNN	2:43.963	2:44.245	0.282
29	20	OSTERHOLZER	1:49.879	20	OSTERHOLZER	55.868	29	20	OSTERHOLZER	2:45.747	2:46.033	0.286

BMCRC - MRO Championships 2024 - Rnd 6 @ Snetterton 300

DFDS Yamaha Past Masters & BMCRC Formula 400

RACE 12 - STATISTICS

Competitors Started 29
Planned Start 2024-09-01 @ 14:50:00.000
Actual Start 2024-09-01 @ 14:52:29.160
Finish Time 2024-09-01 @ 15:07:36.631
Track Length 2.9689mi.
Total Laps 194
Total Distance Covered 575.9688mi.

Session Fastest Lap History

NO	CL	NAME	LAP TIME	TIME OF DAY	LAP	VEHICLE
35	F400_M	Zack WESTON	2:08.197	14:56:50.012	2	Kawasaki ZX4RR

Session Leader History

NO	CL	NAME	FROM LAP	LAPS LED	DISTANCE	VEHICLE
35	F400_M	Zack WESTON	1	7	20.78 miles	Kawasaki ZX4RR

Flag History

TYPE	TIME OF DAY
GREEN	14:52:29.160
FINISH	15:07:36.631

Flag Statistics

TYPE	COUNT	TOTAL LAPS	TOTAL TIME
Green	1	7	17:32.994
Red	0	0	0.000
Safety Car	0	0	0.000
FCY	0	0	0.000

BMCRC - MRO Championships 2024 - Rnd 6 @ Snetterton 300

DFDS Yamaha Past Masters & BMCRC Formula 400

RACE 12 - STATISTICS

CLASS : F400_M

4 Starters

Fastest Lap History

NO	NAME	LAP TIME	TIME OF DAY	LAP	VEHICLE
35	Zack WESTON	2:08.197	14:56:50.012	2	Kawasaki ZX4RR

Leader History

NO	NAME	FROM LAP	LAPS LED	DISTANCE	VEHICLE
35	Zack WESTON	1	7	20.78 miles	Kawasaki ZX4RR

BMCRC - MRO Championships 2024 - Rnd 6 @ Snetterton 300

DFDS Yamaha Past Masters & BMCRC Formula 400

RACE 12 - STATISTICS

CLASS : F400_R

1 Starters

Fastest Lap History

NO	NAME	LAP TIME	TIME OF DAY	LAP	VEHICLE
81	Ollie SIMS	2:15.723	14:57:08.415	2	Kawasaki NINJA 400
81	Ollie SIMS	2:15.715	15:01:40.023	4	Kawasaki NINJA 400
81	Ollie SIMS	2:15.390	15:03:55.406	5	Kawasaki NINJA 400
81	Ollie SIMS	2:14.222	15:06:09.635	6	Kawasaki NINJA 400

Leader History

NO	NAME	FROM LAP	LAPS LED	DISTANCE	VEHICLE
81	Ollie SIMS	1	7	20.78 miles	Kawasaki NINJA 400

BMCRC - MRO Championships 2024 - Rnd 6 @ Snetterton 300

DFDS Yamaha Past Masters & BMCRC Formula 400

RACE 12 - STATISTICS

CLASS : F400_S

3 Starters

Fastest Lap History

NO	NAME	LAP TIME	TIME OF DAY	LAP	VEHICLE
12	Kade WATT	2:17.387	14:57:07.186	2	Kawasaki NINJA 400
90	Steve RAPA	2:16.214	14:57:08.793	2	Honda RVF400
90	Steve RAPA	2:15.846	14:59:24.640	3	Honda RVF400
90	Steve RAPA	2:14.912	15:01:39.552	4	Honda RVF400
90	Steve RAPA	2:14.442	15:06:09.089	6	Honda RVF400

Leader History

NO	NAME	FROM LAP	LAPS LED	DISTANCE	VEHICLE
12	Kade WATT	1	2	5.93 miles	Kawasaki NINJA 400
90	Steve RAPA	3	5	14.84 miles	Honda RVF400

BMCRC - MRO Championships 2024 - Rnd 6 @ Snetterton 300

DFDS Yamaha Past Masters & BMCRC Formula 400

RACE 12 - STATISTICS

CLASS : F400_S/R

1 Starters

Fastest Lap History

NO	NAME	LAP TIME	TIME OF DAY	LAP	VEHICLE
55	Magnus MANSON-CHUBB	2:15.344	14:57:08.341	2	Kawasaki ZXR400L
55	Magnus MANSON-CHUBB	2:14.127	15:03:55.731	5	Kawasaki ZXR400L

Leader History

NO	NAME	FROM LAP	LAPS LED	DISTANCE	VEHICLE
55	Magnus MANSON-CHUBB	1	7	20.78 miles	Kawasaki ZXR400L

BMCRC - MRO Championships 2024 - Rnd 6 @ Snetterton 300

DFDS Yamaha Past Masters & BMCRC Formula 400

RACE 12 - STATISTICS

CLASS : YPM

6 Starters

Fastest Lap History

NO	NAME	LAP TIME	TIME OF DAY	LAP	VEHICLE
51	Kevin WHOLEY	2:10.990	14:57:29.704	2	Yamaha TZR
51	Kevin WHOLEY	2:10.594	14:59:40.298	3	Yamaha TZR
51	Kevin WHOLEY	2:09.688	15:01:49.987	4	Yamaha TZR

Leader History

NO	NAME	FROM LAP	LAPS LED	DISTANCE	VEHICLE
51	Kevin WHOLEY	1	7	20.78 miles	Yamaha TZR

BMCRC - MRO Championships 2024 - Rnd 6 @ Snetterton 300

DFDS Yamaha Past Masters & BMCRC Formula 400

RACE 12 - STATISTICS

CLASS : YPM_C

9 Starters

Fastest Lap History

NO	NAME	LAP TIME	TIME OF DAY	LAP	VEHICLE
6	Alan BUSHELL	2:19.487	14:57:44.543	2	Yamaha TZR 250
72	John HAMILTON	2:19.099	15:02:29.838	4	Yamaha TRZ250
333	Mark STUBBERFIELD	2:19.031	15:02:30.024	4	Yamaha TZR250
6	Alan BUSHELL	2:18.341	15:04:42.043	5	Yamaha TZR 250
6	Alan BUSHELL	2:18.140	15:07:00.184	6	Yamaha TZR 250

Leader History

NO	NAME	FROM LAP	LAPS LED	DISTANCE	VEHICLE
6	Alan BUSHELL	1	7	20.78 miles	Yamaha TZR 250

BMCRC - MRO Championships 2024 - Rnd 6 @ Snetterton 300

DFDS Yamaha Past Masters & BMCRC Formula 400

RACE 12 - STATISTICS

CLASS : YPM_R

5 Starters

Fastest Lap History

NO	NAME	LAP TIME	TIME OF DAY	LAP	VEHICLE
34	Paul NIELD	2:21.845	14:57:51.877	2	Yamaha TZR250
34	Paul NIELD	2:21.217	15:00:13.094	3	Yamaha TZR250
64	Iain DAVIS	2:20.296	15:02:38.343	4	Yamaha TZR 2MA
64	Iain DAVIS	2:19.526	15:04:57.868	5	Yamaha TZR 2MA
64	Iain DAVIS	2:18.217	15:07:16.086	6	Yamaha TZR 2MA

Leader History

NO	NAME	FROM LAP	LAPS LED	DISTANCE	VEHICLE
34	Paul NIELD	1	5	14.84 miles	Yamaha TZR250
64	Iain DAVIS	6	2	5.93 miles	Yamaha TZR 2MA